

# News Release



Date: 26 March 2007  
No. : 49/2007  
Time of release: 11.00 hrs

Cut-off date for data presented:  
25 February 2007

Theme:  
Industry and Services

Compiled by:  
Tourism Statistics Unit  
e-mail: [tourism.nso@gov.mt](mailto:tourism.nso@gov.mt)  
Tel: 25997329

The monthly calendar of NSO News Releases may be consulted on the Office's website at [www.nso.gov.mt](http://www.nso.gov.mt)

## Tourism

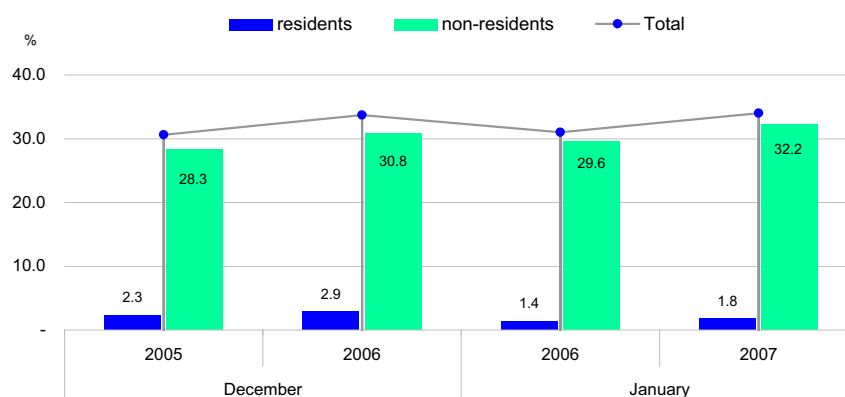
### Collective accommodation establishments: January 2007

In January 2007 bed-place occupancy in collective accommodation establishments went up by 3.0 percentage points when compared to the corresponding month in 2006.

#### Occupancy trends

The overall occupancy rate in collective accommodation establishments (net use) went up by 3.0 percentage points in January 2007 when compared to the same month a year earlier, to stand at 34.0 per cent.

Chart 1. Net occupancy rates in collective accommodation establishments: December-January



#### Length of stay and nights spent

In January 2007, total nights spent in collective accommodation establishments were recorded at 355,112, an increase of 4.2 per cent over the corresponding month in 2006. Year on-year, the average length of stay in collective accommodation establishments remained unchanged at 7.7 nights.

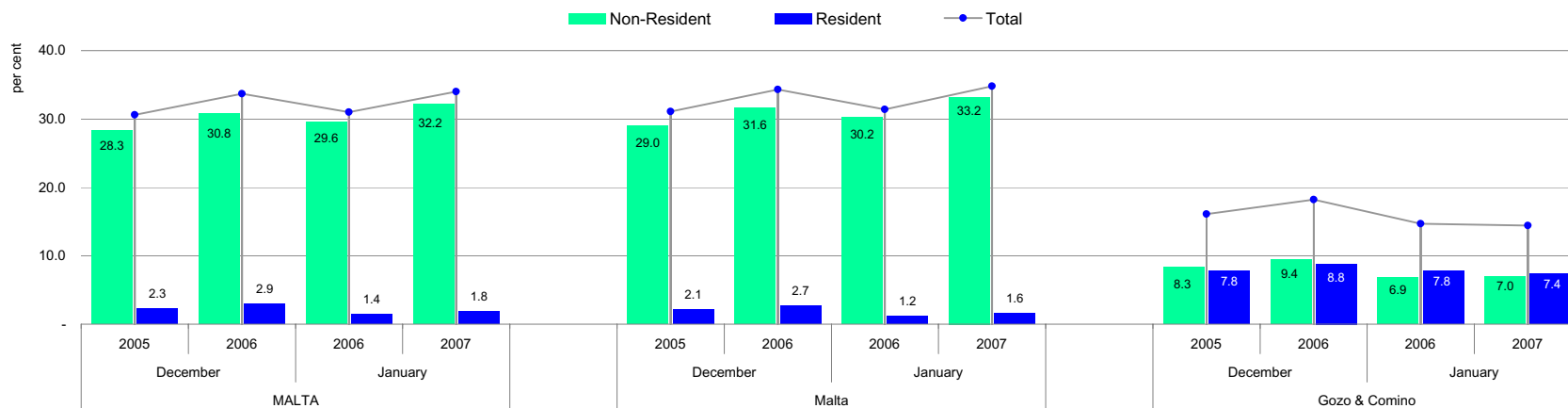
#### Regional overview

Accounting for 95.8 per cent of the national bed-stock, the overall supply of bed-places in the Malta region stood at 36,616 beds, a decrease of 3.0 per cent when compared to previous year. On an annual basis, the net use of bed-places in the Malta region went up by 3.4 percentage points to 34.8 per cent in January 2007. Year-on-year, the average length of stay remained the same at 7.9 nights.

In the Gozo and Comino region, the overall supply of bed-places stood at 1,622 beds, an decrease of 2.7 per cent over the comparable month a year earlier. The net use of bed-places in January was at 14.4 per cent, a decrease of 0.3 percentage points over the same month in 2006. The average length of stay was at 2.7 nights, down by 0.1 nights when compared to January 2006 ■

National Statistics Office  
Library & Information Unit  
Lascaris, Valletta CMR 02, Malta  
Tel: (+356) 25997219  
Fax: (+356) 25997205  
e-mail: [nso@gov.mt](mailto:nso@gov.mt)  
<http://www.nso.gov.mt>

Chart 2. Net use of bed-places in collective accommodation establishments by residents and non-residents, at regional level\*



\*see NUTS classification on page 10

Table 1. Net use of bed-places by residents and non-residents classified by type of accommodation category - MALTA

	Non-residents				Residents				Total			
	December		January		December		January		December		January	
	2005	2006	2006	2007	2005	2006	2006	2007	2005	2006	2006	2007
<b>Total</b>	<b>28.3</b>	<b>30.8</b>	<b>29.6</b>	<b>32.2</b>	<b>2.3</b>	<b>2.9</b>	<b>1.4</b>	<b>1.8</b>	<b>30.6</b>	<b>33.7</b>	<b>31.0</b>	<b>34.0</b>
Hotel	29.3	31.8	31.0	33.1	2.4	3.1	1.5	2.0	31.7	34.9	32.5	35.1
5-Star	24.4	27.3	22.0	23.2	4.8	6.0	2.6	3.5	29.2	33.3	24.6	26.7
4-Star	32.3	35.4	34.2	39.0	2.8	3.6	2.1	2.3	35.1	39.0	36.3	41.3
3-Star	29.0	29.7	32.7	30.8	0.9	0.4	0.4	0.5	29.9	30.1	33.1	31.3
2-Star	11.3	16.0	8.5	15.1	1.3	2.4	0.4	1.7	12.6	18.4	8.9	16.8
Other collective accommodation <sup>(1)</sup>	22.8	26.1	21.4	28.1	1.5	1.9	0.8	0.6	24.3	28.0	22.2	28.7
Guesthouse	28.5	38.9	27.7	31.7	0.8	0.4	0.6	0.5	29.3	39.3	28.3	32.2
Holiday Complex <sup>(2)</sup>	20.7	22.4	18.6	25.7	1.7	2.3	0.8	0.7	22.4	24.7	19.4	26.4
Hostel	32.0	42.2	36.1	41.7	0.7	0.7	1.0	0.0	32.7	42.9	37.1	41.7

<sup>(1)</sup> Comprises: guesthouses, holiday complexes and hostels

<sup>(2)</sup> Aparthotels and Tourist Villages

Table 2. Net use of bed-places by residents and non-residents classified by type of accommodation category - Malta

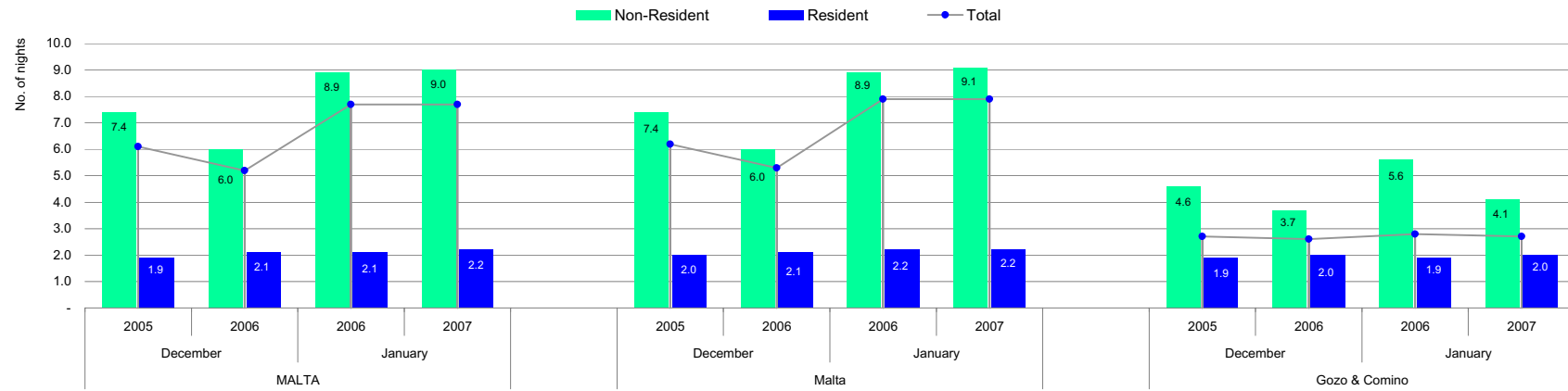
	Non-residents				Residents				Total			
	December		January		December		January		December		January	
	2005	2006	2006	2007	2005	2006	2006	2007	2005	2006	2006	2007
<b>Total</b>	<b>29.0</b>	<b>31.6</b>	<b>30.2</b>	<b>33.2</b>	<b>2.1</b>	<b>2.7</b>	<b>1.2</b>	<b>1.6</b>	<b>31.1</b>	<b>34.3</b>	<b>31.4</b>	<b>34.8</b>
Hotel	30.1	32.7	31.8	34.2	2.2	2.8	1.3	1.8	32.3	35.5	33.1	36.0
5-Star	25.1	28.6	22.9	24.5	4.5	5.9	2.5	3.4	29.6	34.5	25.4	27.9
4-Star	33.3	36.5	35.2	40.2	2.6	3.3	1.8	2.1	35.9	39.8	37.0	42.3
3-Star	29.7	30.1	33.2	31.4	0.8	0.2	0.2	0.2	30.5	30.3	33.4	31.6
2-Star	11.3	16.0	8.5	15.1	1.3	2.4	0.4	1.7	12.6	18.4	8.9	16.8
Other collective accommodation <sup>(1)</sup>	22.9	26.4	21.6	28.4	1.5	1.9	0.8	0.5	24.4	28.3	22.4	28.9

3

Table 3. Net use of bed-places by residents and non-residents classified by type of accommodation category - Gozo & Comino

	Non-residents				Residents				Total			
	December		January		December		January		December		January	
	2005	2006	2006	2007	2005	2006	2006	2007	2005	2006	2006	2007
<b>Total</b>	<b>8.3</b>	<b>9.4</b>	<b>6.9</b>	<b>7.0</b>	<b>7.8</b>	<b>8.8</b>	<b>7.8</b>	<b>7.4</b>	<b>16.1</b>	<b>18.2</b>	<b>14.7</b>	<b>14.4</b>
Hotel	8.5	9.4	7.2	6.4	8.1	9.3	8.2	7.7	16.6	18.7	15.4	14.1
5-Star	12.2	11.7	8.0	7.7	9.6	6.9	5.1	4.4	21.8	18.6	13.1	12.1
4-Star	8.3	8.4	7.4	6.1	8.2	10.7	9.0	8.4	16.5	19.1	16.4	14.5
3-Star	5.3	7.0	5.3	4.4	6.6	10.8	11.3	13.6	11.9	17.8	16.6	18.0
2-Star												
Other collective accommodation <sup>(1)</sup>	1.2	9.6	0.9	12.3	0.1	3.3	0.4	4.6	1.3	12.9	1.3	16.9

Chart 3. Average length of stay in collective accommodation establishments by resident and non-resident arrivals, at regional level\*



\*see NUTS classification on page 10

Table 4. Resident arrivals classified by type of accommodation category, at regional level\*

	MALTA				Malta				Gozo & Comino			
	December		January		December		January		December		January	
	2005	2006	2006	2007	2005	2006	2006	2007	2005	2006	2006	2007
<b>Total</b>	<b>13,520</b>	<b>15,573</b>	<b>7,396</b>	<b>8,551</b>	<b>11,900</b>	<b>13,813</b>	<b>6,126</b>	<b>7,200</b>	<b>1,620</b>	<b>1,760</b>	<b>1,270</b>	<b>1,351</b>
Hotel	12,338	13,998	7,156	8,140	10,720	12,284	5,889	6,826	1,618	1,714	1,267	1,314
5-Star	3,736	4,582	1,717	2,453	3,329	4,174	1,435	2,169	407	408	282	284
4-Star	6,591	8,574	4,790	5,166	5,771	7,679	4,060	4,434	820	895	730	732
3-Star	1,844	774	591	481	1,453	363	336	183	391	411	255	298
2-Star	167	68	58	40	167	68	58	40				
Other collective accommodation <sup>(1)</sup>	1,182	1,575	240	411	1,180	1,529	237	374	2	46	3	37

<sup>(1)</sup> Comprises: guesthouses, holiday complexes and hostels

Table 5. Resident nights spent classified by type of accommodation category, at regional level\*

	MALTA				Malta				Gozo & Comino			
	December		January		December		January		December		January	
	2005	2006	2006	2007	2005	2006	2006	2007	2005	2006	2006	2007
<b>Total</b>	<b>26,253</b>	<b>32,095</b>	<b>15,742</b>	<b>18,538</b>	<b>23,231</b>	<b>28,654</b>	<b>13,298</b>	<b>15,797</b>	<b>3,022</b>	<b>3,441</b>	<b>2,444</b>	<b>2,741</b>
Hotel	23,571	28,406	14,383	17,489	20,551	25,072	11,945	14,899	3,020	3,334	2,438	2,590
5-Star	7,957	10,427	4,120	6,008	7,020	9,509	3,627	5,442	937	918	493	566
4-Star	12,140	16,397	8,783	10,044	10,703	14,505	7,476	8,787	1,437	1,892	1,307	1,257
3-Star	3,205	1,200	1,404	1,196	2,559	676	766	429	646	524	638	767
2-Star	269	382	76	241	269	382	76	241				
Other collective accommodation <sup>(1)</sup>	2,682	3,689	1,359	1,049	2,680	3,582	1,353	898	2	107	6	151

Table 6. Non-resident arrivals classified by type of collective accommodation, at regional level\*

	MALTA				Malta				Gozo & Comino			
	December		January		December		January		December		January	
	2005	2006	2006	2007	2005	2006	2006	2007	2005	2006	2006	2007
<b>Total</b>	<b>44,149</b>	<b>57,345</b>	<b>36,565</b>	<b>37,526</b>	<b>43,452</b>	<b>56,346</b>	<b>36,181</b>	<b>36,904</b>	<b>697</b>	<b>999</b>	<b>384</b>	<b>622</b>
Hotel	39,125	52,521	33,797	33,783	38,435	51,623	33,418	33,264	690	898	379	519
5-Star	8,270	12,971	7,369	8,704	7,985	12,630	7,253	8,509	285	341	116	195
4-Star	18,030	25,393	15,261	16,483	17,768	24,937	15,074	16,226	262	456	187	257
3-Star	12,133	13,537	10,561	8,009	11,990	13,436	10,485	7,942	143	101	76	67
2-Star	692	620	606	587	692	620	606	587				
Other collective accommodation <sup>(1)</sup>	5,024	4,824	2,768	3,743	5,017	4,723	2,763	3,640	7	101	5	103

Table 7. Non-resident nights spent classified by type of collective accommodation, at regional level\*

	MALTA				Malta				Gozo & Comino			
	December		January		December		January		December		January	
	2005	2006	2006	2007	2005	2006	2006	2007	2005	2006	2006	2007
<b>Total</b>	<b>325,778</b>	<b>343,844</b>	<b>324,938</b>	<b>336,574</b>	<b>322,586</b>	<b>340,160</b>	<b>322,792</b>	<b>333,998</b>	<b>3,192</b>	<b>3,684</b>	<b>2,146</b>	<b>2,576</b>
Hotel	285,025	294,259	288,371	285,649	281,850	290,889	286,237	283,481	3,175	3,370	2,134	2,168
5-Star	40,607	47,511	34,633	40,289	39,413	45,962	33,861	39,284	1,194	1,549	772	1,005
4-Star	140,965	161,472	144,943	167,204	139,500	159,988	143,879	166,289	1,465	1,484	1,064	915
3-Star	101,079	82,736	107,007	75,964	100,563	82,399	106,709	75,716	516	337	298	248
2-Star	2,374	2,540	1,788	2,192	2,374	2,540	1,788	2,192				
Other collective accommodation <sup>(1)</sup>	40,753	49,585	36,567	50,925	40,736	49,271	36,555	50,517	17	314	12	408

\*see NUTS classification on page 10

<sup>(1)</sup> Comprises: guesthouses, holiday complexes and hostels

Table 8. Total arrivals classified by type of collective accommodation, at regional level\*

	MALTA				Malta				Gozo & Comino			
	December		January		December		January		December		January	
	2005	2006	2006	2007	2005	2006	2006	2007	2005	2006	2006	2007
<b>Total</b>	<b>57,669</b>	<b>72,918</b>	<b>43,961</b>	<b>46,077</b>	<b>55,352</b>	<b>70,159</b>	<b>42,307</b>	<b>44,104</b>	<b>2,317</b>	<b>2,759</b>	<b>1,654</b>	<b>1,973</b>
Hotel	51,463	66,519	40,953	41,923	49,155	63,907	39,307	40,090	2,308	2,612	1,646	1,833
5-Star	12,006	17,553	9,086	11,157	11,314	16,804	8,688	10,678	692	749	398	479
4-Star	24,621	33,967	20,051	21,649	23,539	32,616	19,134	20,660	1,082	1,351	917	989
3-Star	13,977	14,311	11,152	8,490	13,443	13,799	10,821	8,125	534	512	331	365
2-Star	859	688	664	627	859	688	664	627				
Other collective accommodation <sup>(1)</sup>	6,206	6,399	3,008	4,154	6,197	6,252	3,000	4,014	9	147	8	140

Table 9. Total nights spent classified by type of collective accommodation, at regional level\*

	MALTA				Malta				Gozo & Comino			
	December		January		December		January		December		January	
	2005	2006	2006	2007	2005	2006	2006	2007	2005	2006	2006	2007
<b>Total</b>	<b>352,031</b>	<b>375,939</b>	<b>340,680</b>	<b>355,112</b>	<b>345,817</b>	<b>368,814</b>	<b>336,090</b>	<b>349,795</b>	<b>6,214</b>	<b>7,125</b>	<b>4,590</b>	<b>5,317</b>
Hotel	308,596	322,665	302,754	303,138	302,401	315,961	298,182	298,380	6,195	6,704	4,572	4,758
5-Star	48,564	57,938	38,753	46,297	46,433	55,471	37,488	44,726	2,131	2,467	1,265	1,571
4-Star	153,105	177,869	153,726	177,248	150,203	174,493	151,355	175,076	2,902	3,376	2,371	2,172
3-Star	104,284	83,936	108,411	77,160	103,122	83,075	107,475	76,145	1,162	861	936	1,015
2-Star	2,643	2,922	1,864	2,433	2,643	2,922	1,864	2,433				
Other collective accommodation <sup>(1)</sup>	43,435	53,274	37,926	51,974	43,416	52,853	37,908	51,415	19	421	18	559

\*see NUTS classification on page 10

<sup>(1)</sup> Comprises: guesthouses, holiday complexes and hostels

Table 10. Number of bedrooms and bed-places by hotel category and other type of accommodation for active and dormant accommodation establishments

REGIONAL LEVEL*	COLLECTIVE ACCOMODATION ESTABLISHMENTS	December 2005			December 2006			January 2006			January 2007		
		No. of establishments	No. of bedrooms	No. of bed-places	No. of establishments	No. of bedrooms	No. of bed-places	No. of establishments	No. of bedrooms	No. of bed-places	No. of establishments	No. of bedrooms	No. of bed-places
MALTA	<b>Total</b>	<b>181</b>	<b>19,149</b>	<b>40,143</b>	<b>179</b>	<b>18,895</b>	<b>39,494</b>	<b>179</b>	<b>18,773</b>	<b>39,409</b>	<b>167</b>	<b>18,229</b>	<b>38,238</b>
	Hotel	116	16,243	33,300	115	16,005	32,687	114	15,880	32,555	107	15,511	31,750
	5-Star	13	2,767	5,376	13	2,914	5,608	13	2,620	5,082	13	2,910	5,598
	4-Star	42	7,588	15,580	43	7,572	15,446	42	7,615	15,618	42	7,445	15,271
	3-Star	49	5,515	11,552	48	5,177	10,902	48	5,287	11,114	43	4,851	10,283
	2-Star	12	373	792	11	342	731	11	358	741	9	305	598
	Aparthotel	29	1,916	4,768	29	1,910	4,766	29	1,904	4,778	27	1,759	4,494
	Tourist Village	1	300	600	1	300	600	1	300	600	1	300	600
	Guesthouse	29	345	791	28	335	757	29	344	792	26	314	720
Hostel	6	345	684	6	345	684	6	345	684	6	345	674	
Malta	<b>Total</b>	<b>163</b>	<b>18,340</b>	<b>38,491</b>	<b>161</b>	<b>18,015</b>	<b>37,708</b>	<b>161</b>	<b>17,964</b>	<b>37,742</b>	<b>150</b>	<b>17,437</b>	<b>36,616</b>
	Hotel	105	15,521	31,821	104	15,229	31,094	103	15,157	31,062	97	14,814	30,309
	5-Star	11	2,618	5,061	11	2,709	5,181	11	2,473	4,771	11	2,709	5,179
	4-Star	37	7,177	14,732	38	7,163	14,596	37	7,206	14,778	37	7,036	14,431
	3-Star	45	5,353	11,236	44	5,015	10,586	44	5,120	10,772	40	4,764	10,101
	2-Star	12	373	792	11	342	731	11	358	741	9	305	598
	Aparthotel	28	1,886	4,712	28	1,872	4,706	28	1,874	4,722	26	1,721	4,434
	Tourist Village	1	300	600	1	300	600	1	300	600	1	300	600
	Guesthouse	24	292	682	23	273	632	24	292	682	21	261	607
Hostel	5	341	676	5	341	676	5	341	676	5	341	666	
Gozo & Comino	<b>Total</b>	<b>18</b>	<b>809</b>	<b>1,652</b>	<b>18</b>	<b>880</b>	<b>1,786</b>	<b>18</b>	<b>809</b>	<b>1,667</b>	<b>17</b>	<b>792</b>	<b>1,622</b>
	Hotel	11	722	1,479	11	776	1,593	11	723	1,493	10	697	1,441
	5-Star	2	149	315	2	205	427	2	147	311	2	201	419
	4-Star	5	411	848	5	409	850	5	409	840	5	409	840
	3-Star	4	162	316	4	162	316	4	167	342	3	87	182
	2-Star	0	0	0	0	0	0	0	0	0	0	0	0
	Aparthotel	1	30	56	1	38	60	1	30	56	1	38	60
	Tourist Village	0	0	0	0	0	0	0	0	0	0	0	0
	Guesthouse	5	53	109	5	62	125	5	52	110	5	53	113
Hostel	1	4	8	1	4	8	1	4	8	1	4	8	

\*see NUTS classification on page 10

## Methodological notes

### Survey on collective accommodation establishments

1. In this release the figures for December 2006 should be considered as second estimate while those relating to January 2007 are a first estimate - thus subject to minor revisions in the following release.
2. The survey is distributed monthly to all collective accommodation establishments namely hotels, apart-hotels, guesthouses, tourist villages and hostels.
3. The objective of the survey is to estimate the utilization rate of bed-places of all collective accommodation establishments in Malta and Gozo as occupied by residents, giving an indication of domestic tourism, and non-residents. The variables collected from the survey are as follows:
  - Number of residents
  - Number of non-residents
  - Nights spent by residents
  - Nights spent by non-residents
  - Number of bedrooms
  - Number of bed-places
  - Number of days the establishment was closed during the month

The collection of the above variables and the calculation of occupancy levels satisfy sections A and B of EU directive 95/57/EC.

4. These statistics should be considered as current and subject to revision. A last and final revision is normally carried out after the lapse of one year from the reference month.
5. Definitions
  - *Residents* are Maltese/Gozitan residents who check in (out) of a collective accommodation establishment. A person is considered to be resident in a country if the person:
    - (a) has lived for most of the past year or 12 months in that country;
    - (b) has lived in that country for a shorter period and intends to return within 12 months to live in that country.
  - *Non-residents* are foreigners who do not necessarily follow the definition of a tourist and check in (out) of a collective accommodation establishment.
  - *Domestic tourism* is the tourism of resident visitors within the economic territory of the country of residence.
  - *Total arrivals* are the number of residents and non-residents altogether.
  - *A night spent by residents / non-residents* is each night a guest actually spends (sleeps or stays) or is registered (his/her physical presence there being unnecessary) in a collective accommodation establishment.
  - *A bedroom* is the unit formed by one room or groups of rooms constituting an indivisible rental whole in an accommodation establishment or dwelling.
  - *A bed-place* in an establishment is determined by the number of persons who can stay overnight in the bed set up in the establishment, ignoring any extra beds that may be set up by customer request.
  - *Net use of bed-places* is the net occupancy rate calculated for all active accommodation establishments net of seasonal closures and other temporary closures for decoration, police order, etc.
  - *Gross use of bed-places* is the gross occupancy rate calculated for all active and dormant collective accommodation establishments.

### Response Rate

December	94.3%
January	91.9%



## NUTS classification

The Nomenclature of Territorial Units for Statistics (NUTS) is a common classification that is used to provide a single uniform breakdown of territorial units for the production of regional statistics with regard to the European Union. It was adopted on 26 May 2003 by means of a Regulation<sup>1</sup> of the European Parliament and of the Council.

<sup>1</sup> (EC) No. 1059/2003

Administrative area	NUTS levels				
	I (National)	II (National)	III (Regional)	IV (District)	V (Locality)
<b>MALTA</b>	<b>x</b>	<b>x</b>	<b>x</b>	<b>x</b>	<b>x</b>
Malta			x		
Gozo & Comino			x		
Southern Harbour				x	
Northern Harbour				x	
South Eastern				x	
Western				x	
Northern				x	
Gozo & Comino				x	

### COMPOSITION OF DISTRICTS - NUTS level V

- Southern Harbour:** Valletta, Birgu, Isla, Bormla, Żabbar, Fgura, Floriana, Kalkara, Luqa, Marsa Paola, Santa Luċġja, Tarxien, Xgħajra.
- Northern Harbour:** Qormi, B'Kara, Gżira, Hamrun, Msida, Pembroke, Pieta, San Ġiljan, San Ġwann, Santa Venera, Sliema, Swieqi, Ta' Xbiex.
- South Eastern:** Żejtun, B'Bugia, Gudja, Għaxaq, Kirkop, M'Scala, M'Xlokk, Mqabba, Qrendi, Safi, Żurrieq.
- Western:** Mdina, Żebbuġ, Siġġiewi, Attard, Balzan, Dingli, Iklin, Lija, Rabat, Mtarfa.
- Northern:** Għargħur, Mellieħa, Mgarr, Mosta, Naxxar, San Pawl il-Baħar.
- Gozo and Comino:** Rabat, Fontana, G'Sielem & Comino, Għarb, Għasri, Kerċem, Munxar, Nadur, Qala, San Lawrenz, Sannat, Xagħra, Xewkija, Żebbuġ.