

News Release



Date: 24 April 2007
No. : 68/2007
Time of release: 11.00 hrs

Cut-off date for data presented:
11 April 2007

Theme:
Industry and Services

Compiled by:
Tourism Statistics Unit
e-mail: tourism.nso@gov.mt
Tel: 25997329

The monthly calendar of NSO News Releases may be consulted on the Office's website at www.nso.gov.mt

Tourism

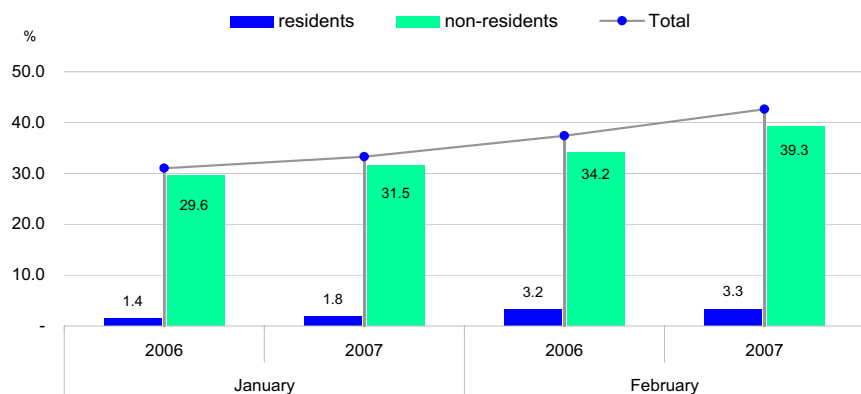
Collective accommodation establishments: February 2007

In February bed-place occupancy in collective accommodation establishments went up by 5.2 percentage points when compared to the corresponding month in 2006.

Occupancy trends

The overall occupancy rate in collective accommodation establishments (net use) went up by 5.2 percentage points in February 2007 when compared to the same month a year earlier, to stand at 42.6 per cent.

Chart 1. Net occupancy rates in collective accommodation establishments: January-February



Length of stay and nights spent

In February 2007, total nights spent in collective accommodation establishments were recorded at 399,351, an increase of 5.9 per cent over the corresponding month in 2006. Year on-year, the average length of stay in collective accommodation establishments increased by 0.4 nights to 6.1 nights.

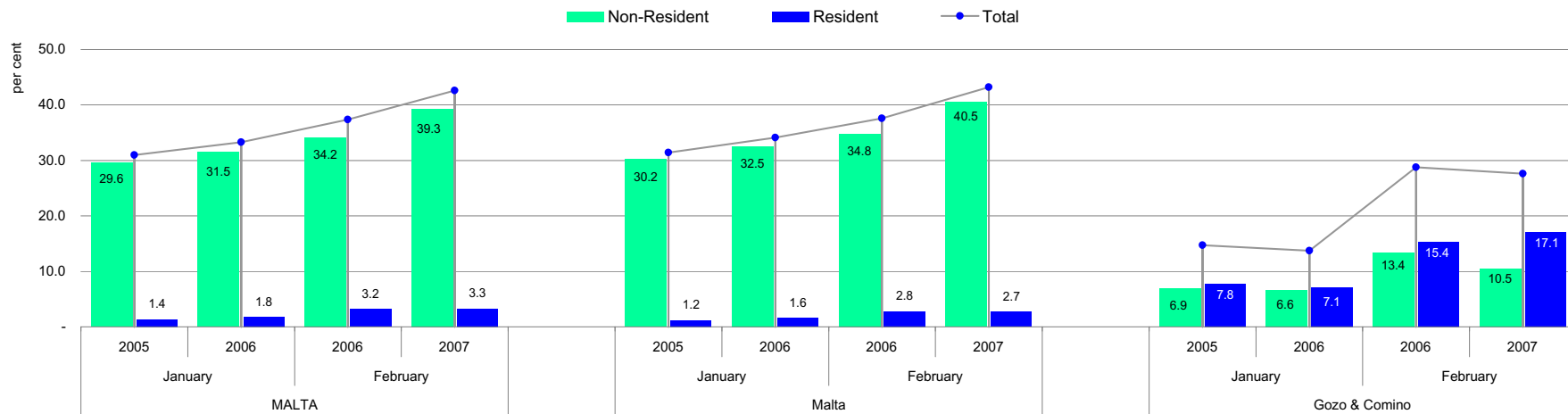
Regional overview

Accounting for 95.8 per cent of the national bed-stock, the overall supply of bed-places in the Malta region stood at 36,966 beds, a decrease of 2.2 per cent when compared to previous year. On an annual basis, the net use of bed-places in the Malta region went up by 5.6 percentage points to 43.2 per cent in February 2007. Year-on-year, the average length of stay went up by 0.4 nights to 6.3 nights.

In the Gozo and Comino region, the overall supply of bed-places stood at 1,631 beds, an decrease of 3.9 per cent over the comparable month a year earlier. The net use of bed-places in February was at 27.6 per cent, a decrease of 1.2 percentage points over the same month in 2006. The average length of stay was at 2.3 nights, down by 0.2 nights when compared to February 2006 ■

National Statistics Office
Library & Information Unit
Lascaris, Valletta CMR 02, Malta
Tel: (+356) 25997219
Fax: (+356) 25997205
e-mail: nso@gov.mt
<http://www.nso.gov.mt>

Chart 2. Net use of bed-places in collective accommodation establishments by residents and non-residents, at regional level*



*see NUTS classification on page 10

Table 1. Net use of bed-places by residents and non-residents classified by type of accommodation category - MALTA

	Non-residents				Residents				Total			
	January		February		January		February		January		February	
	2006	2007	2006	2007	2006	2007	2006	2007	2006	2007	2006	2007
Total	29.6	31.5	34.2	39.3	1.4	1.8	3.2	3.3	31.0	33.3	37.4	42.6
Hotel	31.0	31.8	35.7	40.3	1.5	2.0	3.6	3.7	32.5	33.8	39.3	44.0
5-Star	22.0	23.2	33.2	34.5	2.6	3.5	4.1	4.5	24.6	26.7	37.3	39.0
4-Star	34.2	37.3	41.0	48.5	2.1	2.4	5.6	5.1	36.3	39.7	46.6	53.6
3-Star	32.7	29.4	31.8	32.4	0.4	0.4	0.9	1.0	33.1	29.8	32.7	33.4
2-Star	8.5	14.8	10.9	18.8	0.4	1.6	0.7	1.3	8.9	16.4	11.6	20.1
Other collective accommodation ⁽¹⁾	21.4	30.3	26.1	35.0	0.8	0.8	1.0	1.4	22.2	31.1	27.1	36.4
Guesthouse	27.7	30.5	25.0	24.1	0.6	0.8	0.2	0.3	28.3	31.3	25.2	24.4
Holiday Complex ⁽²⁾	18.6	28.8	24.7	35.0	0.8	0.8	1.2	1.8	19.4	29.6	25.9	36.8
Hostel	36.1	41.2	36.8	43.3	1.0	0.5	0.3	0.0	37.1	41.7	37.1	43.3

⁽¹⁾ Comprises guesthouses, holiday complexes and hostels

⁽²⁾ Aparthotels and Tourist Villages

Table 2. Net use of bed-places by residents and non-residents classified by type of accommodation category - Malta

	Non-residents				Residents				Total			
	January		February		January		February		January		February	
	2006	2007	2006	2007	2006	2007	2006	2007	2006	2007	2006	2007
Total	30.2	32.5	34.8	40.5	1.2	1.6	2.8	2.7	31.4	34.1	37.6	43.2
Hotel	31.8	32.8	36.5	41.7	1.3	1.8	3.2	3.1	33.1	34.6	39.7	44.8
5-Star	22.9	24.5	34.5	36.3	2.5	3.4	3.7	4.1	25.4	27.9	38.2	40.4
4-Star	35.2	38.5	41.9	50.2	1.8	2.2	5.1	4.5	37.0	40.7	47.0	54.7
3-Star	33.2	30.0	32.1	32.9	0.2	0.2	0.6	0.2	33.4	30.2	32.7	33.1
2-Star	8.5	14.8	10.9	18.8	0.4	1.6	0.7	1.3	8.9	16.4	11.6	20.1
Other collective accommodation ⁽¹⁾	21.6	30.8	26.2	35.5	0.8	0.7	1.0	1.3	22.4	31.5	27.2	36.8

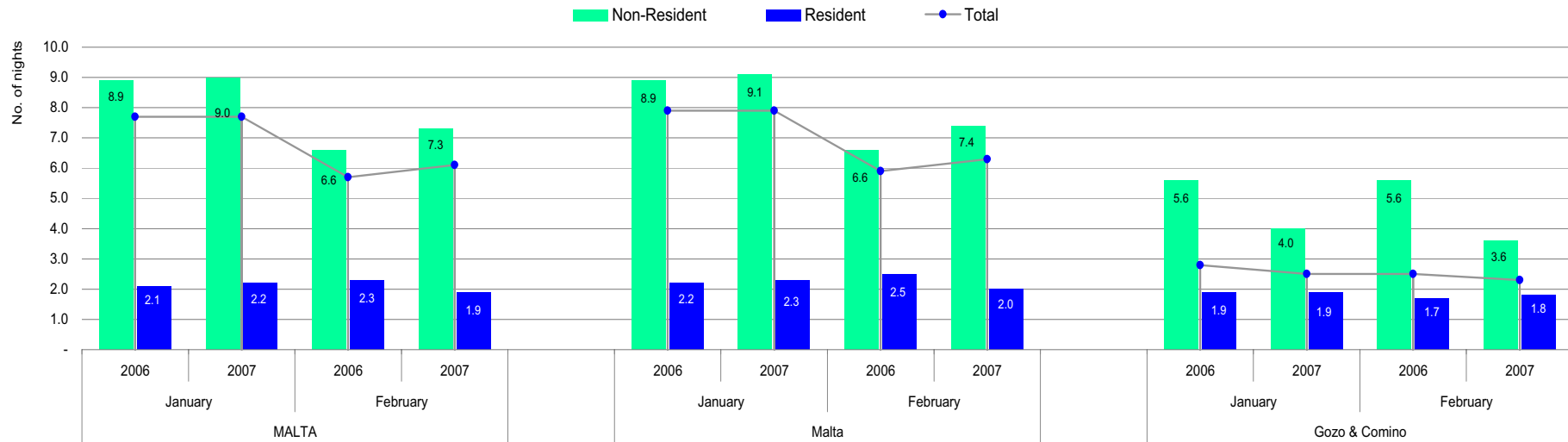
3

Table 3. Net use of bed-places by residents and non-residents classified by type of accommodation category - Gozo & Comino

	Non-residents				Residents				Total			
	January		February		January		February		January		February	
	2006	2007	2006	2007	2006	2007	2006	2007	2006	2007	2006	2007
Total	6.9	6.6	13.4	10.5	7.8	7.1	15.4	17.1	14.7	13.7	28.8	27.6
Hotel	7.2	6.2	13.3	10.1	8.2	7.6	16.3	18.5	15.4	13.8	29.6	28.6
5-Star	8.0	7.7	14.1	12.3	5.1	4.4	10.1	10.5	13.1	12.1	24.2	22.8
4-Star	7.4	6.1	13.2	9.3	9.0	8.4	20.0	18.9	16.4	14.5	33.2	28.2
3-Star	5.3	2.8	12.0	7.4	11.3	12.8	18.4	35.9	16.6	15.6	30.4	43.3
2-Star												
Other collective accommodation ⁽¹⁾	0.9	9.5	15.3	14.1	0.4	3.5	0.3	6.0	1.3	13.0	15.6	20.1

⁽¹⁾ Comprises guesthouses, holiday complexes and hostels

Chart 3. Average length of stay in collective accommodation establishments by resident and non-resident arrivals, at regional level*



*see NUTS classification on page 10

4

Table 4. Resident arrivals classified by type of accommodation category, at regional level*

	MALTA				Malta				Gozo & Comino			
	January		February		January		February		January		February	
	2006	2007	2006	2007	2006	2007	2006	2007	2006	2007	2006	2007
Total	7,396	8,565	13,698	15,827	6,126	7,150	11,051	12,471	1,270	1,414	2,647	3,356
Hotel	7,156	8,143	13,204	15,051	5,889	6,765	10,560	11,774	1,267	1,377	2,644	3,277
5-Star	1,717	2,453	2,902	3,566	1,435	2,169	2,221	2,984	282	284	681	582
4-Star	4,790	5,124	8,690	10,170	4,060	4,392	7,269	8,503	730	732	1,421	1,667
3-Star	591	528	1,518	1,276	336	166	976	248	255	361	542	1,028
2-Star	58	38	94	39	58	38	94	39				
Other collective accommodation ⁽¹⁾	240	422	494	776	237	385	491	697	3	37	3	79

⁽¹⁾ Comprises guesthouses, holiday complexes and hostels

Table 5. Resident nights spent classified by type of accommodation category, at regional level*

	MALTA				Malta				Gozo & Comino			
	January		February		January		February		January		February	
	2006	2007	2006	2007	2006	2007	2006	2007	2006	2007	2006	2007
Total	15,742	19,145	31,918	30,785	13,298	16,454	27,482	24,578	2,444	2,691	4,436	6,208
Hotel	14,383	17,626	30,292	28,321	11,945	15,086	25,860	22,347	2,438	2,540	4,432	5,975
5-Star	4,120	6,008	5,851	7,180	3,627	5,442	4,910	5,949	493	566	941	1,231
4-Star	8,783	10,266	21,545	18,694	7,476	9,009	18,993	15,757	1,307	1,257	2,552	2,937
3-Star	1,404	1,101	2,754	2,263	766	384	1,815	457	638	717	939	1,807
2-Star	76	251	142	184	76	251	142	184				
Other collective accommodation ⁽¹⁾	1,359	1,519	1,626	2,464	1,353	1,368	1,622	2,231	6	151	4	233

Table 6. Non-resident arrivals classified by type of collective accommodation, at regional level*

	MALTA				Malta				Gozo & Comino			
	January		February		January		February		January		February	
	2006	2007	2006	2007	2006	2007	2006	2007	2006	2007	2006	2007
Total	36,565	36,975	52,077	50,159	36,181	36,353	51,395	49,098	384	623	682	1,061
Hotel	33,797	32,856	46,750	45,269	33,418	32,337	46,091	44,342	379	520	659	927
5-Star	7,369	8,804	9,849	15,252	7,253	8,609	9,652	14,945	116	195	197	307
4-Star	15,261	15,503	25,275	20,843	15,074	15,246	24,982	20,379	187	257	293	464
3-Star	10,561	7,938	11,182	8,426	10,485	7,871	11,013	8,270	76	68	169	156
2-Star	606	611	444	748	606	611	444	748				
Other collective accommodation ⁽¹⁾	2,768	4,119	5,327	4,890	2,763	4,016	5,304	4,756	5	103	23	134

Table 7. Non-resident nights spent classified by type of collective accommodation, at regional level*

	MALTA				Malta				Gozo & Comino			
	January		February		January		February		January		February	
	2006	2007	2006	2007	2006	2007	2006	2007	2006	2007	2006	2007
Total	324,938	331,798	345,270	368,566	322,792	329,311	341,422	364,767	2,146	2,487	3,848	3,798
Hotel	288,371	273,614	301,911	308,092	286,237	271,535	298,294	304,836	2,134	2,079	3,617	3,255
5-Star	34,633	40,289	47,423	54,641	33,861	39,284	46,112	53,202	772	1,005	1,311	1,439
4-Star	144,943	158,078	158,301	178,545	143,879	157,163	156,609	177,102	1,064	915	1,692	1,443
3-Star	107,007	72,963	94,078	72,179	106,709	72,804	93,464	71,805	298	159	614	373
2-Star	1,788	2,284	2,109	2,727	1,788	2,284	2,109	2,727				
Other collective accommodation ⁽¹⁾	36,567	58,184	43,359	60,474	36,555	57,776	43,128	59,931	12	408	231	543

*see NUTS classification on page 10

⁽¹⁾ Comprises guesthouses, holiday complexes and hostels

Table 8. Total arrivals classified by type of collective accommodation, at regional level*

	MALTA				Malta				Gozo & Comino			
	January		February		January		February		January		February	
	2006	2007	2006	2007	2006	2007	2006	2007	2006	2007	2006	2007
Total	43,961	45,540	65,775	65,986	42,307	43,503	62,446	61,569	1,654	2,037	3,329	4,417
Hotel	40,953	40,999	59,954	60,320	39,307	39,102	56,651	56,116	1,646	1,897	3,303	4,204
5-Star	9,086	11,257	12,751	18,818	8,688	10,778	11,873	17,929	398	479	878	889
4-Star	20,051	20,627	33,965	31,013	19,134	19,638	32,251	28,882	917	989	1,714	2,131
3-Star	11,152	8,466	12,700	9,702	10,821	8,037	11,989	8,518	331	429	711	1,184
2-Star	664	649	538	787	664	649	538	787				
Other collective accommodation ⁽¹⁾	3,008	4,541	5,821	5,666	3,000	4,401	5,795	5,453	8	140	26	213

9

Table 9. Total nights spent classified by type of collective accommodation, at regional level*

	MALTA				Malta				Gozo & Comino			
	January		February		January		February		January		February	
	2006	2007	2006	2007	2006	2007	2006	2007	2006	2007	2006	2007
Total	340,680	350,943	377,188	399,351	336,090	345,765	368,904	389,345	4,590	5,178	8,284	10,006
Hotel	302,754	291,240	332,203	336,413	298,182	286,621	324,154	327,183	4,572	4,619	8,049	9,230
5-Star	38,753	46,297	53,274	61,821	37,488	44,726	51,022	59,151	1,265	1,571	2,252	2,670
4-Star	153,726	168,344	179,846	197,239	151,355	166,172	175,602	192,859	2,371	2,172	4,244	4,380
3-Star	108,411	74,064	96,832	74,442	107,475	73,188	95,279	72,262	936	876	1,553	2,180
2-Star	1,864	2,535	2,251	2,911	1,864	2,535	2,251	2,911				
Other collective accommodation ⁽¹⁾	37,926	59,703	44,985	62,938	37,908	59,144	44,750	62,162	18	559	235	776

*see NUTS classification on page 10

⁽¹⁾ Comprises guesthouses, holiday complexes and hostels

Table 10. Number of bedrooms and bed-places by hotel category and other type of accommodation for active and dormant accommodation establishments

REGIONAL LEVEL*	COLLECTIVE ACCOMODATION ESTABLISHMENTS	January 2006			January 2007			February 2006			February 2007		
		No. of establishments	No. of bedrooms	No. of bed-places	No. of establishments	No. of bedrooms	No. of bed-places	No. of establishments	No. of bedrooms	No. of bed-places	No. of establishments	No. of bedrooms	No. of bed-places
MALTA	Total	179	18,773	39,409	167	18,307	38,445	179	18,805	39,502	167	18,346	38,597
	Hotel	114	15,880	32,555	106	15,409	31,625	114	15,887	32,587	106	15,428	31,705
	5-Star	13	2,620	5,082	13	2,910	5,598	13	2,631	5,104	13	2,910	5,649
	4-Star	42	7,615	15,618	41	7,316	15,106	42	7,614	15,601	41	7,335	15,106
	3-Star	48	5,287	11,114	43	4,876	10,293	48	5,285	11,128	43	4,876	10,302
	2-Star	11	358	741	9	307	628	11	357	754	9	307	648
	Guesthouse	29	344	792	26	305	721	29	345	809	26	303	721
	Holiday Complex	30	2,204	5,378	29	2,248	5,425	30	2,228	5,422	29	2,247	5,423
Hostel	6	345	684	6	345	674	6	345	684	6	368	748	
Malta	Total	161	17,964	37,742	150	17,515	36,814	161	17,984	37,804	150	17,554	36,966
	Hotel	103	15,157	31,062	96	14,712	30,186	103	15,153	31,072	96	14,731	30,266
	5-Star	11	2,473	4,771	11	2,709	5,179	11	2,473	4,771	11	2,709	5,230
	4-Star	37	7,206	14,778	36	6,907	14,266	37	7,205	14,761	36	6,926	14,266
	3-Star	44	5,120	10,772	40	4,789	10,113	44	5,118	10,786	40	4,789	10,122
	2-Star	11	358	741	9	307	628	11	357	754	9	307	648
	Guesthouse	24	292	682	21	252	597	24	292	690	21	250	597
	Holiday Complex	29	2,174	5,322	28	2,210	5,365	29	2,198	5,366	28	2,209	5,363
Hostel	5	341	676	5	341	666	5	341	676	5	364	740	
Gozo & Comino	Total	18	809	1,667	17	792	1,631	18	821	1,698	17	792	1,631
	Hotel	11	723	1,493	10	697	1,439	11	734	1,515	10	697	1,439
	5-Star	2	147	311	2	201	419	2	158	333	2	201	419
	4-Star	5	409	840	5	409	840	5	409	840	5	409	840
	3-Star	4	167	342	3	87	180	4	167	342	3	87	180
	2-Star	0	0	0	0	0	0	0	0	0	0	0	0
	Guesthouse	5	52	110	5	53	124	5	53	119	5	53	124
	Holiday Complex	1	30	56	1	38	60	1	30	56	1	38	60
Hostel	1	4	8	1	4	8	1	4	8	1	4	8	

*see NUTS classification on page 10

Methodological notes

Survey on collective accommodation establishments

1. In this release the figures for January 2007 should be considered as second estimate while those relating to February 2007 are a first estimate - thus subject to minor revisions in the following release.
2. The survey is distributed monthly to all collective accommodation establishments namely hotels, apart-hotels, guesthouses, tourist villages and hostels.
3. The objective of the survey is to estimate the utilization rate of bed-places of all collective accommodation establishments in Malta and Gozo as occupied by residents, giving an indication of domestic tourism, and non-residents. The variables collected from the survey are as follows:
 - Number of residents
 - Number of non-residents
 - Nights spent by residents
 - Nights spent by non-residents
 - Number of bedrooms
 - Number of bed-places
 - Number of days the establishment was closed during the month

The collection of the above variables and the calculation of occupancy levels satisfy sections A and B of EU directive 95/57/EC.

4. These statistics should be considered as current and subject to revision. A last and final revision is normally carried out after the lapse of one year from the reference month.
5. Definitions
 - *Residents* are Maltese/Gozitan residents who check in (out) of a collective accommodation establishment. A person is considered to be resident in a country if the person:
 - (a) has lived for most of the past year or 12 months in that country;
 - (b) has lived in that country for a shorter period and intends to return within 12 months to live in that country.
 - *Non-residents* are foreigners who do not necessarily follow the definition of a tourist and check in (out) of a collective accommodation establishment.
 - *Domestic tourism* is the tourism of resident visitors within the economic territory of the country of residence.
 - *Total arrivals* are the number of residents and non-residents altogether.
 - *A night spent by residents / non-residents* is each night a guest actually spends (sleeps or stays) or is registered (his/her physical presence there being unnecessary) in a collective accommodation establishment.
 - A *bedroom* is the unit formed by one room or groups of rooms constituting an indivisible rental whole in an accommodation establishment or dwelling.
 - A *bed-place* in an establishment is determined by the number of persons who can stay overnight in the bed set up in the establishment, ignoring any extra beds that may be set up by customer request.
 - *Net use of bed-places* is the net occupancy rate calculated for all active accommodation establishments net of seasonal closures and other temporary closures for decoration, police order, etc.
 - *Gross use of bed-places* is the gross occupancy rate calculated for all active and dormant collective accommodation establishments.

Response Rate

January	94.0%
February	95.2%

NUTS classification

The Nomenclature of Territorial Units for Statistics (NUTS) is a common classification that is used to provide a single uniform breakdown of territorial units for the production of regional statistics with regard to the European Union. It was adopted on 26 May 2003 by means of a Regulation¹ of the European Parliament and of the Council.

¹ (EC) No. 1059/2003

NUTS levels					
Administrative area	I (National)	II (National)	III (Regional)	IV (District)	V (Locality)
MALTA	x	x	x	x	x
Malta			x		
Gozo & Comino			x		
Southern Harbour				x	
Northern Harbour				x	
South Eastern				x	
Western				x	
Northern				x	
Gozo & Comino				x	

COMPOSITION OF DISTRICTS - NUTS level V

Southern Harbour: Valletta, Birgu, Isla, Bormla, Żabbar, Fgura, Floriana, Kalkara, Luqa, Marsa Paola, Santa Luċija, Tarxien, Xgħajra.

Northern Harbour: Qormi, B'Kara, Gżira, Hamrun, Msida, Pembroke, Pieta, San Ġiljan, San Ġwann, Santa Venera, Sliema, Swieqi, Ta' Xbiex.

South Eastern: Żejtun, B'Bugia, Gudja, Għaxaq, Kirkop, M'Scala, M'Xlokk, Mqabba, Qrendi, Safi, Żurrieq.

Western: Mdina, Żebbuġ, Siġġiewi, Attard, Balzan, Dingli, Iklin, Lija, Rabat, Mtarfa.

Northern: Għargħur, Mellieħa, Mġarr, Mosta, Naxxar, San Pawl il-Baħar.

Gozo and Comino: Rabat, Fontana, G'Sielem & Comino, Għarb, Għasri, Kerċem, Munxar, Nadur, Qala, San Lawrenz, Sannat, Xagħra, Xewkija, Żebbuġ.