

# News Release

Date: 26 June 2008  
No. : 115/2008  
Time of release: 11.00 hrs



## Tourism

### Collective accommodation establishments: April 2008

Cut-off date for data presented:  
24 June 2008

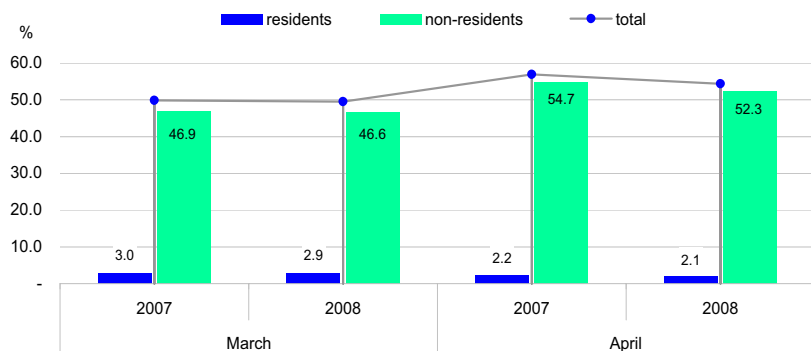
*In April bed-place occupancy in collective accommodation establishments went down by 2.5 percentage points when compared to the corresponding month last year.*

#### Occupancy trends

The overall occupancy rate in collective accommodation establishments (net use) went down by 2.5 percentage points in April 2008 when compared to the same month a year ago, to stand at 54.4 per cent (see Table 1).

Theme:  
Industry and Services

Chart 1. Net occupancy rates in collective accommodation establishments: March-April 2008



#### Length of stay and nights spent

In April 2008, total nights spent in collective accommodation establishments were recorded at 608,326, an increase of 0.8 per cent over the corresponding month in 2007 (see Table 9). In the month under review the average length of stay stood at 5.9 nights (see Chart 3).

Compiled by:  
Tourism Statistics Unit  
e-mail: [tourism.nso@gov.mt](mailto:tourism.nso@gov.mt)  
Tel: 25997329

#### Regional overview

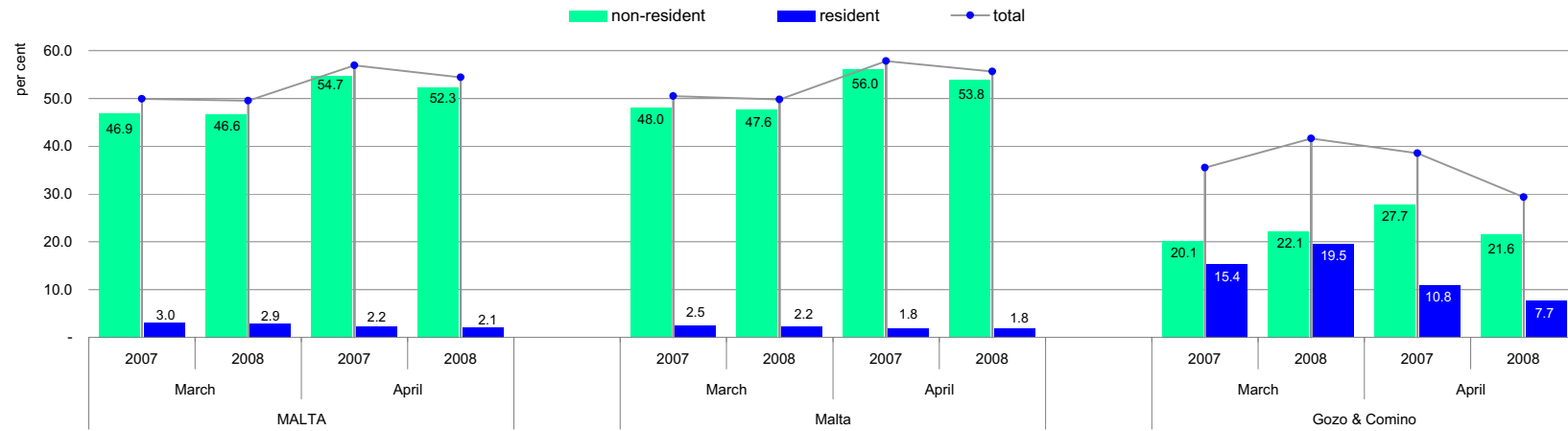
Accounting for 95.5 per cent of the national bed-stock, the overall supply of bed-places in the Malta region stood at 36,600 beds, implying an increase of 0.9 per cent when compared to the same month in 2007 (see Table 10). On an annual basis, the net use of bed-places in Malta went down by 2.2 percentage points to 55.6 per cent (see Table 2). Year on year, the average length of stay increased by 0.1 nights to 6.0 nights. Nights spent by non-residents accounted for 96.7 per cent of total guest-nights in Malta.

In Gozo and Comino, the overall supply of bed-places stood at 1,711 beds, an increase of 4.8 per cent over the comparable month a year ago (see Table 10). Table 3 shows that the net use of bed-places in April was 29.3 per cent, implying a 9.2-percentage-point drop that can be explained by holiday breaks associated with a major feast that were taken earlier this year (in March). The average length of stay stood at 3.2 nights in April 2008. Nights spent by non-residents accounted for 73.8 per cent of total guest-nights in Gozo ■

The monthly calendar of NSO News Releases may be consulted on the Office's website at [www.nso.gov.mt](http://www.nso.gov.mt)

National Statistics Office  
Library & Information Unit  
Lascaris, Valletta VLT 2000, Malta  
Tel: (+356) 25997219  
Fax: (+356) 25997205  
e-mail: [nso@gov.mt](mailto:nso@gov.mt)  
<http://www.nso.gov.mt>

Chart 2. Net use of bed-places in collective accommodation establishments by residents and non-residents, at regional level\*



\*see NUTS classification on page 9

Table 1. Net use of bed-places by residents and non-residents classified by type of accommodation category - MALTA

	Non-residents				Residents				Total				
	March		April		March		April		March		April		
	2007	2008	2007	2008	2007	2008	2007	2008	#	2007	2008	2007	2008
<b>Total</b>	<b>46.9</b>	<b>46.6</b>	<b>54.7</b>	<b>52.3</b>	<b>3.0</b>	<b>2.9</b>	<b>2.2</b>	<b>2.1</b>		<b>49.9</b>	<b>49.5</b>	<b>56.9</b>	<b>54.4</b>
Hotel	48.4	47.9	57.6	54.0	3.5	3.3	2.7	2.4		51.9	51.2	60.3	56.4
5-Star	41.5	40.1	62.0	51.5	4.6	4.9	4.6	4.1		46.1	45.0	66.6	55.6
4-Star	57.9	58.2	62.7	60.5	4.0	3.9	3.0	2.7		61.9	62.1	65.7	63.2
3-Star	37.3	37.7	46.8	45.5	2.1	1.2	0.9	0.9		39.4	38.9	47.7	46.4
2-Star	35.6	29.7	32.5	42.6	0.7	0.5	0.4	0.5		36.3	30.2	32.9	43.1
Other collective accommodation <sup>(1)</sup>	40.2	39.3	42.5	43.8	0.6	0.4	0.4	0.3		40.8	39.7	42.9	44.1
Guesthouse	23.7	28.2	27.2	23.9	0.3	0.5	0.3	0.4		24.0	28.7	27.5	24.3
Holiday Complex <sup>(2)</sup>	39.5	39.0	41.5	45.6	0.8	0.5	0.4	0.3		40.3	39.5	41.9	45.9
Hostel	58.1	46.3	63.2	47.2	0.0	0.0	0.3	0.5		58.1	46.3	63.5	47.7

<sup>(1)</sup> Comprises guesthouses, holiday complexes and hostels

<sup>(2)</sup> Aparthotels and tourist villages

**Table 2. Net use of bed-places by residents and non-residents classified by type of accommodation category - Malta**

	Non-residents				Residents				Total			
	March		April		March		April		March		April	
	2007	2008	2007	2008	2007	2008	2007	2008 #	2007	2008	2007	2008
<b>Total</b>	<b>48.0</b>	<b>47.6</b>	<b>56.0</b>	<b>53.8</b>	<b>2.5</b>	<b>2.2</b>	<b>1.8</b>	<b>1.8</b>	<b>50.5</b>	<b>49.8</b>	<b>57.8</b>	<b>55.6</b>
Hotel	49.6	49.0	59.1	55.6	2.9	2.6	2.2	2.2	52.5	51.6	61.3	57.8
5-Star	43.1	41.0	64.0	53.5	4.1	4.5	4.2	4.0	47.2	45.5	68.2	57.5
4-Star	59.4	59.9	64.9	63.1	3.5	3.0	2.6	2.4	62.9	62.9	67.5	65.5
3-Star	37.8	38.0	47.2	45.6	1.3	0.5	0.2	0.5	39.1	38.5	47.4	46.1
2-Star	35.6	29.7	32.5	42.6	0.7	0.5	0.4	0.5	36.3	30.2	32.9	43.1
Other collective accommodation <sup>(1)</sup>	41.0	39.8	43.4	44.7	0.5	0.3	0.3	0.2	41.5	40.1	43.7	44.9

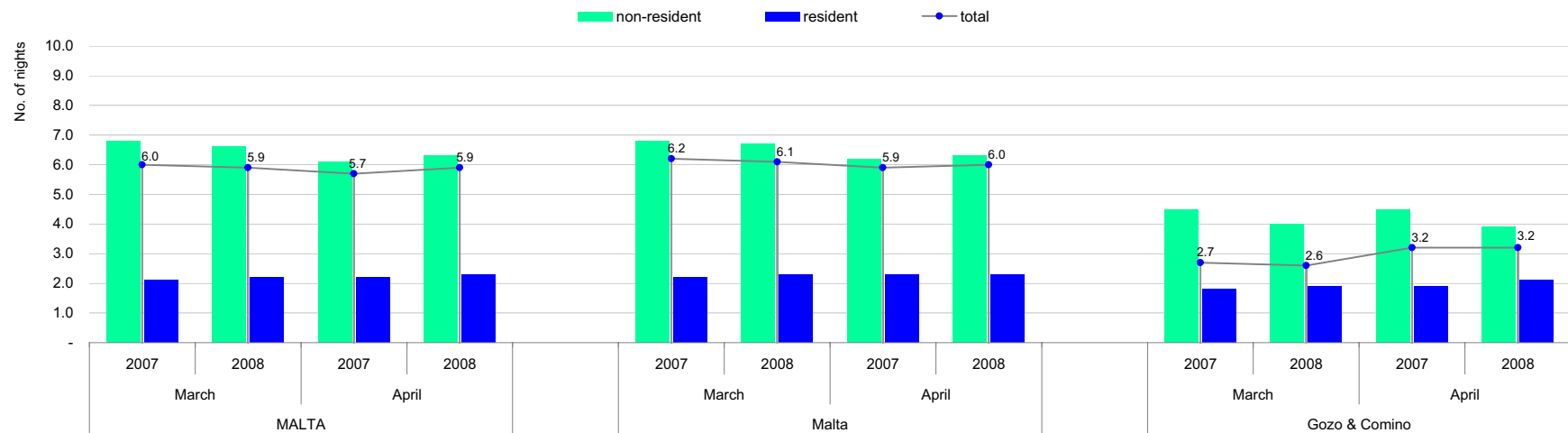
3

**Table 3. Net use of bed-places by residents and non-residents classified by type of accommodation category - Gozo & Comino**

	Non-residents				Residents				Total			
	March		April		March		April		March		April	
	2007	2008	2007	2008	2007	2008	2007	2008 #	2007	2008	2007	2008
<b>Total</b>	<b>20.1</b>	<b>22.1</b>	<b>27.7</b>	<b>21.6</b>	<b>15.4</b>	<b>19.5</b>	<b>10.8</b>	<b>7.7</b>	<b>35.5</b>	<b>41.6</b>	<b>38.5</b>	<b>29.3</b>
Hotel	21.3	22.7	29.8	22.5	16.8	20.9	11.8	8.0	38.1	43.6	41.6	30.5
5-Star	20.8	27.0	36.4	22.0	10.1	11.5	9.4	5.6	30.9	38.5	45.8	27.6
4-Star	23.0	20.1	26.2	19.4	16.1	23.7	8.9	7.0	39.1	43.8	35.1	26.4
3-Star	17.0	21.8	30.8	40.0	34.9	33.2	30.8	19.2	51.9	55.0	61.6	59.2
2-Star												
Other collective accommodation <sup>(1)</sup>	12.0	16.0	12.5	14.0	4.6	5.9	3.6	4.8	16.6	21.9	16.1	18.8

<sup>(1)</sup> Comprises guesthouses, holiday complexes and hostels

Chart 3. Average length of stay in collective accommodation establishments by resident and non-resident arrivals, at regional level\*



\*see NUTS classification on page 9

4

Table 4. Resident arrivals classified by type of accommodation category, at regional level\*

	MALTA				Malta				Gozo & Comino			
	March		April		March		April		March		April	
	2007	2008	2007	2008	2007	2008	2007	2008	2007	2008	2007	2008
<b>Total</b>	<b>14,983</b>	<b>14,794</b>	<b>10,765</b>	<b>10,214</b>	<b>11,450</b>	<b>10,415</b>	<b>7,914</b>	<b>8,390</b>	<b>3,533</b>	<b>4,379</b>	<b>2,851</b>	<b>1,824</b>
Hotel	14,436	14,518	10,364	9,954	10,968	10,234	7,584	8,218	3,468	4,284	2,780	1,736
5-Star	3,856	4,310	3,027	3,384	3,056	3,655	2,424	3,048	800	655	603	336
4-Star	9,178	8,178	6,209	5,450	7,577	5,986	4,965	4,610	1,601	2,192	1,244	840
3-Star	1,361	1,967	1,103	1,066	294	530	170	506	1,067	1,437	933	560
2-Star	41	63	25	54	41	63	25	54				
Other collective accommodation <sup>(1)</sup>	547	276	401	260	482	181	330	172	65	95	71	88

<sup>(1)</sup> Comprises guesthouses, holiday complexes and hostels

Table 5. Resident nights spent classified by type of accommodation category, at regional level\*

	MALTA				Malta				Gozo & Comino			
	March		April		March		April		March		April	
	2007	2008	2007	2008	2007	2008	2007	2008	2007	2008	2007	2008
<b>Total</b>	<b>31,751</b>	<b>32,234</b>	<b>23,823</b>	<b>23,526</b>	<b>25,465</b>	<b>23,903</b>	<b>18,518</b>	<b>19,610</b>	<b>6,286</b>	<b>8,331</b>	<b>5,305</b>	<b>3,916</b>
Hotel	30,534	31,547	23,047	22,915	24,480	23,450	17,952	19,255	6,054	8,097	5,094	3,660
5-Star	7,937	10,346	7,802	8,334	6,629	8,826	6,620	7,619	1,308	1,520	1,182	715
4-Star	17,341	17,874	13,084	12,072	14,545	13,149	10,834	10,139	2,796	4,725	2,250	1,933
3-Star	5,152	3,243	2,100	2,412	3,202	1,391	437	1,400	1,950	1,852	1,662	1,012
2-Star	104	84	61	97	104	84	61	97				
Other collective accommodation <sup>(1)</sup>	1,217	687	776	611	985	453	566	355	232	234	211	256

Table 6. Non-resident arrivals classified by type of collective accommodation, at regional level\*

	MALTA				Malta				Gozo & Comino			
	March		April		March		April		March		April	
	2007	2008	2007	2008	2007	2008	2007	2008	2007	2008	2007	2008
<b>Total</b>	<b>73,733</b>	<b>79,744</b>	<b>94,378</b>	<b>93,509</b>	<b>71,921</b>	<b>77,373</b>	<b>91,387</b>	<b>90,674</b>	<b>1,812</b>	<b>2,371</b>	<b>2,991</b>	<b>2,835</b>
Hotel	65,950	73,016	84,616	85,267	64,293	70,828	81,818	82,635	1,657	2,188	2,798	2,632
5-Star	18,914	18,070	27,847	21,550	18,380	17,379	26,920	20,811	534	691	927	739
4-Star	33,243	36,836	39,235	41,943	32,410	35,900	37,879	40,681	833	936	1,356	1,262
3-Star	12,941	17,000	16,336	19,731	12,651	16,439	15,821	19,100	290	561	515	631
2-Star	852	1,110	1,198	2,043	852	1,110	1,198	2,043				
Other collective accommodation <sup>(1)</sup>	7,783	6,728	9,762	8,242	7,628	6,545	9,569	8,039	155	183	193	203

Table 7. Non-resident nights spent classified by type of collective accommodation, at regional level\*

	MALTA				Malta				Gozo & Comino			
	March		April		March		April		March		April	
	2007	2008	2007	2008	2007	2008	2007	2008	2007	2008	2007	2008
<b>Total</b>	<b>498,900</b>	<b>524,731</b>	<b>579,827</b>	<b>584,800</b>	<b>490,658</b>	<b>515,298</b>	<b>566,256</b>	<b>573,748</b>	<b>8,242</b>	<b>9,433</b>	<b>13,571</b>	<b>11,052</b>
Hotel	421,187	456,706	492,657	506,232	413,542	447,907	479,810	495,930	7,645	8,799	12,848	10,302
5-Star	72,264	84,698	104,516	105,797	69,560	81,124	99,935	102,979	2,704	3,574	4,581	2,818
4-Star	251,653	265,900	272,087	273,217	247,661	261,892	265,484	267,843	3,992	4,008	6,603	5,374
3-Star	92,244	101,383	111,001	119,635	91,295	100,166	109,338	117,525	949	1,217	1,664	2,110
2-Star	5,026	4,725	5,053	7,583	5,026	4,725	5,053	7,583				
Other collective accommodation <sup>(1)</sup>	77,713	68,025	87,170	78,568	77,116	67,391	86,446	77,818	597	634	723	750

\*see NUTS classification on page 9

<sup>(1)</sup> Comprises guesthouses, holiday complexes and hostels

Table 8. Total arrivals classified by type of collective accommodation, at regional level\*

	MALTA				Malta				Gozo & Comino			
	March		April		March		April		March		April	
	2007	2008	2007	2008	2007	2008	2007	2008	2007	2008	2007	2008
<b>Total</b>	<b>88,716</b>	<b>94,538</b>	<b>105,143</b>	<b>103,723</b>	<b>83,371</b>	<b>87,788</b>	<b>99,301</b>	<b>99,064</b>	<b>5,345</b>	<b>6,750</b>	<b>5,842</b>	<b>4,659</b>
Hotel	80,386	87,534	94,980	95,221	75,261	81,062	89,402	90,853	5,125	6,472	5,578	4,368
5-Star	22,770	22,380	30,874	24,934	21,436	21,034	29,344	23,859	1,334	1,346	1,530	1,075
4-Star	42,421	45,014	45,444	47,393	39,987	41,886	42,844	45,291	2,434	3,128	2,600	2,102
3-Star	14,302	18,967	17,439	20,797	12,945	16,969	15,991	19,606	1,357	1,998	1,448	1,191
2-Star	893	1,173	1,223	2,097	893	1,173	1,223	2,097				
Other collective accommodation <sup>(1)</sup>	8,330	7,004	10,163	8,502	8,110	6,726	9,899	8,211	220	278	264	291

Table 9. Total nights spent classified by type of collective accommodation, at regional level\*

	MALTA				Malta				Gozo & Comino			
	March		April		March		April		March		April	
	2007	2008	2007	2008	2007	2008	2007	2008	2007	2008	2007	2008
<b>Total</b>	<b>530,651</b>	<b>556,965</b>	<b>603,650</b>	<b>608,326</b>	<b>516,123</b>	<b>539,201</b>	<b>584,774</b>	<b>593,358</b>	<b>14,528</b>	<b>17,764</b>	<b>18,876</b>	<b>14,968</b>
Hotel	451,721	488,253	515,704	529,147	438,022	471,357	497,762	515,185	13,699	16,896	17,942	13,962
5-Star	80,201	95,044	112,318	114,131	76,189	89,950	106,555	110,598	4,012	5,094	5,763	3,533
4-Star	268,994	283,774	285,171	285,289	262,206	275,041	276,318	277,982	6,788	8,733	8,853	7,307
3-Star	97,396	104,626	113,101	122,047	94,497	101,557	109,775	118,925	2,899	3,069	3,326	3,122
2-Star	5,130	4,809	5,114	7,680	5,130	4,809	5,114	7,680				
Other collective accommodation <sup>(1)</sup>	78,930	68,712	87,946	79,179	78,101	67,844	87,012	78,173	829	868	934	1,006

\*see NUTS classification on page 9

Table 10. Number of bedrooms and bed-places by hotel category and other type of accommodation for active and dormant accommodation establishments

Regional Classification*	Collective Accommodation Establishments	March 2007			March 2008			April 2007			April 2008		
		No. of establishments	No. of bedrooms	No. of bed-places	No. of establishments	No. of bedrooms	No. of bed-places	No. of establishments	No. of bedrooms	No. of bed-places	No. of establishments	No. of bedrooms	No. of bed-places
<b>MALTA</b>	<b>Total</b>	<b>167</b>	<b>17,898</b>	<b>38,612</b>	<b>163</b>	<b>17,911</b>	<b>38,296</b>	<b>166</b>	<b>17,516</b>	<b>37,893</b>	<b>162</b>	<b>17,874</b>	<b>38,311</b>
	Hotel	106	15,394	31,723	103	15,105	31,529	105	15,123	30,996	102	15,068	31,522
	5-Star	13	2,910	5,620	15	3,369	6,813	13	2,910	5,620	15	3,381	6,843
	4-Star	41	7,293	15,159	41	7,274	15,081	40	7,032	14,469	41	7,264	15,061
	3-Star	43	4,876	10,296	39	4,175	8,983	43	4,866	10,259	38	4,136	8,966
	2-Star	9	315	648	8	287	652	9	315	648	8	287	652
	Guesthouse	26	305	718	24	285	665	26	310	724	24	285	664
	Holiday Complex	29	1,831	5,423	29	2,103	5,173	29	1,715	5,425	29	2,103	5,203
	Hostel	6	368	748	7	418	929	6	368	748	7	418	922
<b>Malta</b>	<b>Total</b>	<b>150</b>	<b>17,106</b>	<b>36,984</b>	<b>146</b>	<b>17,079</b>	<b>36,580</b>	<b>149</b>	<b>16,724</b>	<b>36,261</b>	<b>145</b>	<b>17,042</b>	<b>36,600</b>
	Hotel	96	14,697	30,284	93	14,368	30,000	95	14,426	29,557	92	14,331	29,997
	5-Star	11	2,709	5,201	13	3,164	6,386	11	2,709	5,201	13	3,176	6,416
	4-Star	36	6,884	14,319	36	6,829	14,159	35	6,623	13,629	36	6,819	14,139
	3-Star	40	4,789	10,116	36	4,088	8,803	40	4,779	10,079	35	4,049	8,790
	2-Star	9	315	648	8	287	652	9	315	648	8	287	652
	Guesthouse	21	252	597	19	232	556	21	257	599	19	232	556
	Holiday Complex	28	1,793	5,363	28	2,065	5,103	28	1,677	5,365	28	2,065	5,133
	Hostel	5	364	740	6	414	921	5	364	740	6	414	914
<b>Gozo &amp; Comino</b>	<b>Total</b>	<b>17</b>	<b>792</b>	<b>1,628</b>	<b>17</b>	<b>832</b>	<b>1,716</b>	<b>17</b>	<b>792</b>	<b>1,632</b>	<b>17</b>	<b>832</b>	<b>1,711</b>
	Hotel	10	697	1,439	10	737	1,529	10	697	1,439	10	737	1,525
	5-Star	2	201	419	2	205	427	2	201	419	2	205	427
	4-Star	5	409	840	5	445	922	5	409	840	5	445	922
	3-Star	3	87	180	3	87	180	3	87	180	3	87	176
	2-Star												
	Guesthouse	5	53	121	5	53	109	5	53	125	5	53	108
	Holiday Complex	1	38	60	1	38	70	1	38	60	1	38	70
	Hostel	1	4	8	1	4	8	1	4	8	1	4	8

\*see NUTS classification on page 9

## Methodological Notes

### Survey on collective accommodation establishments

1. In this release the figures for March 2008 should be considered as second estimate while those relating to April 2008 are a first estimate - thus subject to minor revisions in the following release.
2. The survey is distributed monthly to all collective accommodation establishments namely hotels, apart-hotels, guesthouses, tourist villages and hostels.
3. The objective of the survey is to estimate the utilization rate of bed-places of all collective accommodation establishments in Malta and Gozo as occupied by residents, giving an indication of domestic tourism, and non-residents. The variables collected from the survey are as follows:
  - Number of residents
  - Number of non-residents
  - Nights spent by residents
  - Nights spent by non-residents
  - Number of bedrooms
  - Number of bed-places
  - Number of days the establishment was closed during the month

The collection of the above variables and the calculation of occupancy levels satisfy sections A and B of EU directive 95/57/EC.

4. These statistics should be considered as current and subject to revision. A last and final revision is normally carried out after the lapse of one year from the reference month.
5. Definitions
  - *Residents* are Maltese/Gozitan residents who check in (out) of a collective accommodation establishment. A person is considered to be resident in a country if the person:
    - (a) has lived for most of the past year or 12 months in that country;
    - (b) has lived in that country for a shorter period and intends to return within 12 months to live in that country.
  - *Non-residents* are foreigners who do not necessarily follow the definition of a tourist and check in (out) of a collective accommodation establishment.
  - *Domestic tourism* is the tourism of resident visitors within the economic territory of the country of residence.
  - *Total arrivals* are the number of residents and non-residents altogether.
  - *A night spent by residents / non-residents* is each night a guest actually spends (sleeps or stays) or is registered (his/her physical presence there being unnecessary) in a collective accommodation establishment.
  - *A bedroom* is the unit formed by one room or groups of rooms constituting an indivisible rental whole in an accommodation establishment or dwelling.
  - *A bed-place* in an establishment is determined by the number of persons who can stay overnight in the bed set-up in the establishment, not taking into account any extra beds that may be provided to clients on request.
  - *Net use of bed-places* is the net occupancy rate calculated for all active accommodation establishments net of seasonal closures and other temporary closures for decoration, police order, etc.
  - *Gross use of bed-places* is the gross occupancy rate calculated for all active and dormant collective accommodation establishments.

### Response Rate

March	94.4%
April	95.8%



## NUTS classification

The Nomenclature of Territorial Units for Statistics (NUTS) is a common classification that is used to provide a single uniform breakdown of territorial units for the production of regional statistics with regard to the European Union. It was adopted on 26 May 2003 by means of a Regulation<sup>1</sup> of the European Parliament and of the Council.

<sup>1</sup> (EC) No. 1059/2003

NUTS levels					
Administrative area	I (National)	II (National)	III (Regional)	IV (District)	V (Locality)
<b>MALTA</b>	x	x	x	x	x
Malta			x		
Gozo & Comino			x		
Southern Harbour				x	
Northern Harbour				x	
South Eastern				x	
Western				x	
Northern				x	
Gozo & Comino				x	

### COMPOSITION OF DISTRICTS - NUTS level V

**Southern Harbour:** Valletta, Birgu, Isla, Bormla, Żabbar, Fgura, Floriana, Kalkara, Luqa, Marsa Paola, Santa Luċija, Tarxien, Xgħajra.

**Northern Harbour:** Qormi, B'Kara, Gżira, Hamrun, Msida, Pembroke, Pieta, San Ġiljan, San Ġwann, Santa Venera, Sliema, Swieqi, Ta' Xbiex.

**South Eastern:** Żejtun, B'Bugia, Gudja, Għaxaq, Kirkop, M'Scala, M'Xlokk, Mqabba, Qrendi, Safi, Żurrieq.

**Western:** Mdina, Żebbuġ, Siġġiewi, Attard, Balzan, Dingli, Iklin, Lija, Rabat, Mtarfa.

**Northern:** Għargħur, Mellieħa, Mgarr, Mosta, Naxxar, San Pawl il-Baħar.

**Gozo and Comino:** Rabat, Fontana, G'Sielem & Comino, Għarb, Għasri, Kerċem, Munxar, Nadur, Qala, San Lawrenz, Sannat, Xagħra, Xewkija, Żebbuġ.