

News Release



Date: 25 July 2008
No. : 132/2008
Time of release: 11.00 hrs

Cut-off date for data presented:
21 July 2008

Theme:
Industry and Services

Compiled by:
Tourism Statistics Unit
e-mail: tourism.nso@gov.mt
Tel: 25997329

The monthly calendar of NSO News Releases may be consulted on the Office's website at www.nso.gov.mt

Tourism

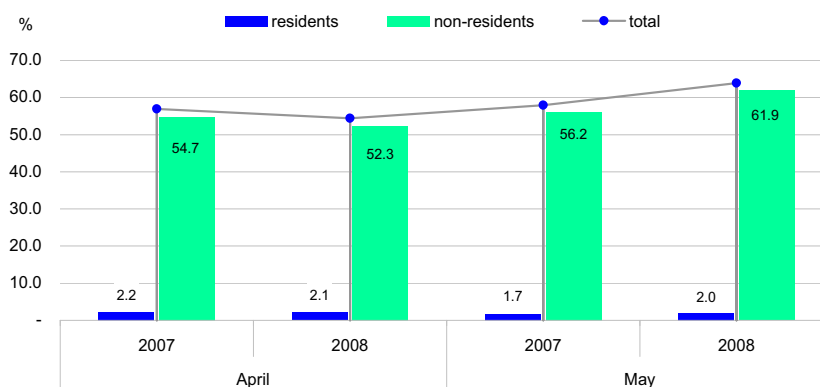
Collective accommodation establishments: May 2008

In May bed-place occupancy in collective accommodation establishments went up by 6.0 percentage points when compared to the corresponding month last year.

Occupancy trends

The overall occupancy rate in collective accommodation establishments (net use) went up by 6.0 percentage points in May 2008 over the comparative month in 2007, to stand at 63.9 per cent (see Table 1).

Chart 1. Net occupancy rates in collective accommodation establishments: April-May 2008



Length of stay and nights spent

In May 2008, total nights spent in collective accommodation establishments were recorded at 750,052, an increase of 13.3 per cent over the corresponding month in 2007 (see Table 9). In the month under review, the average length of stay stood at 6.0 nights (see Chart 3).

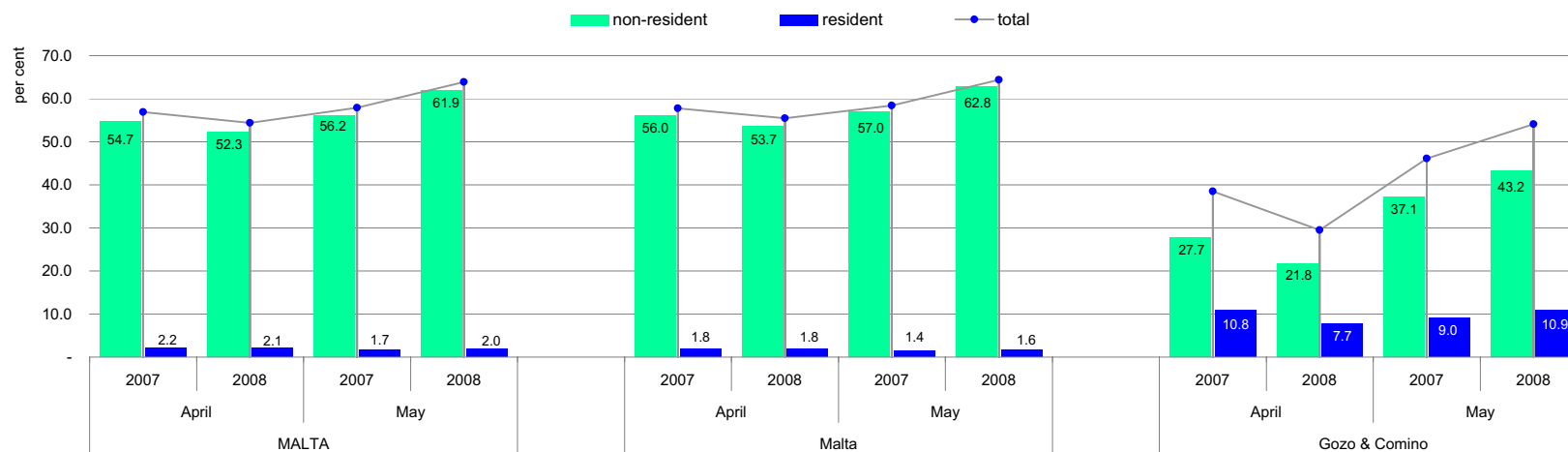
Regional overview

Accounting for 95.5 per cent of the national bed-stock, the overall supply of bed-places in the Malta region stood at 36,849 beds, implying an increase of 0.6 per cent when compared to May 2007 (see Table 10). On an annual basis, the net use of bed-places in Malta went up by 6.0 percentage points to 64.4 per cent (see Table 2). Year on year, the average length of stay increased by 0.3 nights to 6.2 nights. Nights spent by non-residents accounted for 97.5 per cent of total guest-nights in Malta.

In Gozo and Comino, the overall supply of bed-places stood at 1,718 beds, an increase of 5.2 per cent over the comparable month a year ago (see Table 10). The net use of bed-places in May was 54.1 per cent, an increase of 8.0 percentage points over May 2007 (see Table 3). The average length of stay stood at 3.8 nights, an increase of 0.2 nights. Nights spent by non-residents accounted for 79.8 per cent of total guest-nights in Gozo ■

National Statistics Office
Library & Information Unit
Lascaris, Valletta VLT 2000, Malta
Tel: (+356) 25997219
Fax: (+356) 25997205
e-mail: nso@gov.mt
<http://www.nso.gov.mt>

Chart 2. Net use of bed-places in collective accommodation establishments by residents and non-residents, at regional level*



*see NUTS classification on page 9

Table 1. Net use of bed-places by residents and non-residents classified by type of accommodation category - MALTA

	Non-residents				Residents				Total			
	April		May		April		May		April		May	
	2007	2008	2007	2008	2007	2008	2007	2008	2007	2008	2007	2008
Total	54.7	52.3	56.2	61.9	2.2	2.1	1.7	2.0	56.9	54.4	57.9	63.9
Hotel	57.6	53.9	57.5	63.7	2.7	2.4	2.1	2.3	60.3	56.3	59.6	66.0
5-Star	62.0	51.5	64.7	61.3	4.6	4.1	4.8	4.3	66.6	55.6	69.5	65.6
4-Star	62.7	60.5	64.2	73.7	3.0	2.7	1.9	2.6	65.7	63.2	66.1	76.3
3-Star	46.8	45.7	43.6	49.9	0.9	0.9	0.9	0.4	47.7	46.6	44.5	50.3
2-Star	32.5	34.7	44.3	40.8	0.4	0.6	0.2	0.5	32.9	35.3	44.5	41.3
Other collective accommodation ⁽¹⁾	42.5	43.9	50.3	53.0	0.4	0.3	0.3	0.3	42.9	44.2	50.6	53.3
Guesthouse	27.2	25.4	27.9	31.1	0.3	0.4	0.5	0.8	27.5	25.8	28.4	31.9
Holiday Complex ⁽²⁾	41.5	45.6	51.8	56.2	0.4	0.3	0.3	0.2	41.9	45.9	52.1	56.4
Hostel	63.2	46.8	58.0	50.7	0.3	0.4	0.0	0.3	63.5	47.2	58.0	51.0

⁽¹⁾ Comprises guesthouses, holiday complexes and hostels

⁽²⁾ Aparthotels and tourist villages

Table 2. Net use of bed-places by residents and non-residents classified by type of accommodation category - Malta

	Non-residents				Residents					Total			
	April		May		April		May			April		May	
	2007	2008	2007	2008	2007	2008	2007	2008	#	2007	2008	2007	2008
Total	56.0	53.7	57.0	62.8	1.8	1.8	1.4	1.6		57.8	55.5	58.4	64.4
Hotel	59.1	55.5	58.4	64.6	2.2	2.2	1.7	1.9		61.3	57.7	60.1	66.5
5-Star	64.0	53.5	66.4	62.5	4.2	4.0	4.8	4.0		68.2	57.5	71.2	66.5
4-Star	64.9	63.1	65.7	75.3	2.6	2.4	1.5	2.0		67.5	65.5	67.2	77.3
3-Star	47.2	45.8	44.0	50.0	0.2	0.5	0.4	0.2		47.4	46.3	44.4	50.2
2-Star	32.5	34.7	44.3	40.8	0.4	0.6	0.2	0.5		32.9	35.3	44.5	41.3
Other collective accommodation ⁽¹⁾	43.4	44.8	51.3	54.0	0.3	0.2	0.1	0.1		43.7	45.0	51.4	54.1

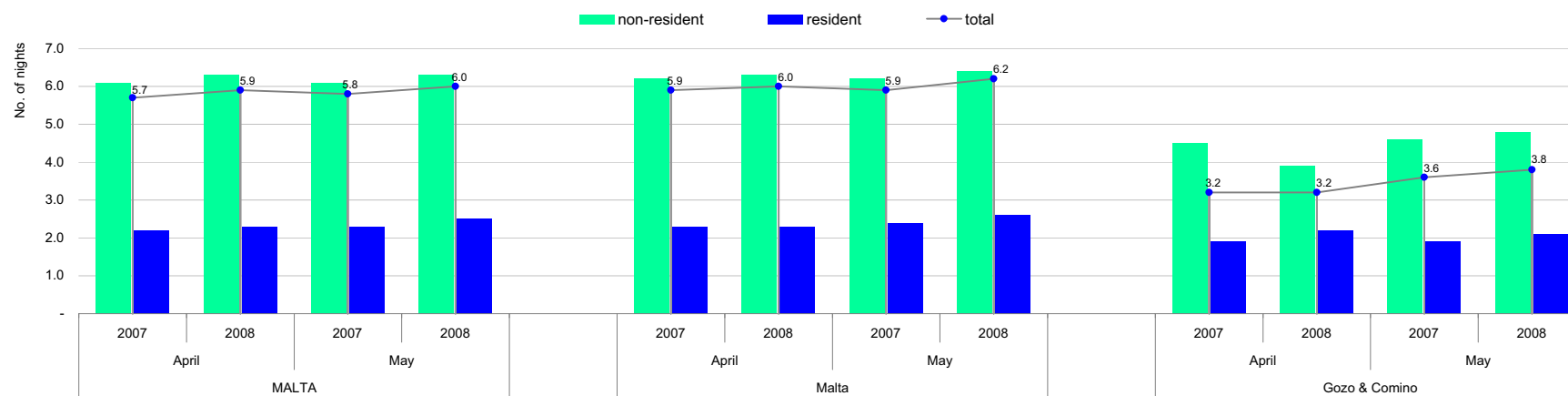
3

Table 3. Net use of bed-places by residents and non-residents classified by type of accommodation category - Gozo & Comino

	Non-residents				Residents					Total			
	April		May		April		May			April		May	
	2007	2008	2007	2008	2007	2008	2007	2008	#	2007	2008	2007	2008
Total	27.7	21.8	37.1	43.2	10.8	7.7	9.0	10.9		38.5	29.5	46.1	54.1
Hotel	29.8	22.5	39.6	46.0	11.8	8.0	9.5	11.6		41.6	30.5	49.1	57.6
5-Star	36.4	22.0	43.6	42.2	9.4	5.6	5.8	8.8		45.8	27.6	49.4	51.0
4-Star	26.2	19.4	40.3	48.5	8.9	7.0	8.1	12.5		35.1	26.4	48.4	61.0
3-Star	30.8	40.0	26.8	41.8	30.8	19.1	24.9	14.3		61.6	59.1	51.7	56.1
2-Star													
Other collective accommodation ⁽¹⁾	12.5	15.0	18.1	20.5	3.6	5.0	5.6	5.4		16.1	20.0	23.7	25.9

⁽¹⁾ Comprises guesthouses, holiday complexes and hostels

Chart 3. Average length of stay in collective accommodation establishments by resident and non-resident arrivals, at regional level*



*see NUTS classification on page 9

4

Table 4. Resident arrivals classified by type of accommodation category, at regional level*

	MALTA				Malta				Gozo & Comino			
	April		May		April		May		April		May	
	2007	2008	2007	2008	2007	2008	2007	2008	2007	2008	2007	2008
Total	10,765	10,207	8,802	9,479	7,914	8,389	6,420	6,732	2,851	1,818	2,381	2,747
Hotel	10,364	9,954	8,549	9,262	7,584	8,218	6,280	6,635	2,780	1,736	2,268	2,627
5-Star	3,027	3,384	3,174	3,705	2,424	3,048	2,887	3,206	603	336	287	499
4-Star	6,209	5,450	4,143	4,977	4,965	4,610	2,867	3,194	1,244	840	1,276	1,783
3-Star	1,103	1,061	1,211	503	170	501	505	158	933	560	705	345
2-Star	25	59	21	77	25	59	21	77				
Other collective accommodation ⁽¹⁾	401	253	253	217	330	171	140	97	71	82	113	120

⁽¹⁾ Comprises guesthouses, holiday complexes and hostels

Table 5. Resident nights spent classified by type of accommodation category, at regional level*

	MALTA				Malta				Gozo & Comino			
	April		May		April		May		April		May	
	2007	2008	2007	2008	2007	2008	2007	2008	2007	2008	2007	2008
Total	23,823	23,517	20,002	23,413	18,518	19,606	15,426	17,751	5,305	3,911	4,576	5,662
Hotel	23,047	22,913	19,377	22,850	17,952	19,254	15,128	17,504	5,094	3,659	4,249	5,346
5-Star	7,802	8,334	8,420	9,379	6,620	7,619	7,657	8,219	1,182	715	763	1,160
4-Star	13,084	12,072	8,361	12,353	10,834	10,139	6,263	8,770	2,250	1,933	2,098	3,583
3-Star	2,100	2,394	2,548	1,027	437	1,383	1,160	424	1,662	1,011	1,388	603
2-Star	61	113	48	91	61	113	48	91				
Other collective accommodation ⁽¹⁾	776	604	625	563	566	352	298	247	211	252	327	316

Table 6. Non-resident arrivals classified by type of collective accommodation, at regional level*

	MALTA				Malta				Gozo & Comino			
	April		May		April		May		April		May	
	2007	2008	2007	2008	2007	2008	2007	2008	2007	2008	2007	2008
Total	94,378	93,358	105,072	114,568	91,387	90,526	100,993	109,935	2,991	2,832	4,079	4,633
Hotel	84,616	85,040	92,952	102,506	81,818	82,408	89,157	98,170	2,798	2,632	3,795	4,336
5-Star	27,847	21,550	31,263	27,723	26,920	20,811	30,091	26,573	927	739	1,172	1,150
4-Star	39,235	41,943	42,033	51,655	37,879	40,681	39,835	49,060	1,356	1,262	2,198	2,595
3-Star	16,336	19,851	17,944	21,126	15,821	19,220	17,519	20,535	515	631	425	591
2-Star	1,198	1,696	1,712	2,002	1,198	1,696	1,712	2,002				
Other collective accommodation ⁽¹⁾	9,762	8,318	12,120	12,062	9,569	8,118	11,836	11,765	193	200	284	297

Table 7. Non-resident nights spent classified by type of collective accommodation, at regional level*

	MALTA				Malta				Gozo & Comino			
	April		May		April		May		April		May	
	2007	2008	2007	2008	2007	2008	2007	2008	2007	2008	2007	2008
Total	579,827	584,140	641,974	726,639	566,256	573,087	623,192	704,242	13,571	11,053	18,782	22,397
Hotel	492,657	505,388	536,855	621,603	479,810	495,086	519,142	600,409	12,848	10,302	17,713	21,194
5-Star	104,516	105,797	112,719	135,103	99,935	102,979	106,997	129,519	4,581	2,818	5,722	5,584
4-Star	272,087	273,217	288,648	344,511	265,484	267,843	278,155	330,663	6,603	5,374	10,493	13,848
3-Star	111,001	120,192	126,597	134,468	109,338	118,082	125,099	132,706	1,664	2,110	1,498	1,762
2-Star	5,053	6,182	8,891	7,521	5,053	6,182	8,891	7,521				
Other collective accommodation ⁽¹⁾	87,170	78,752	105,119	105,036	86,446	78,001	104,050	103,833	723	751	1,069	1,203

*see NUTS classification on page 9

⁽¹⁾ Comprises guesthouses, holiday complexes and hostels

Table 8. Total arrivals classified by type of collective accommodation, at regional level*

	MALTA				Malta				Gozo & Comino			
	April		May		April		May		April		May	
	2007	2008	2007	2008	2007	2008	2007	2008	2007	2008	2007	2008
Total	105,143	103,565	113,874	124,047	99,301	98,915	107,413	116,667	5,842	4,650	6,460	7,380
Hotel	94,980	94,994	101,501	111,768	89,402	90,626	95,437	104,805	5,578	4,368	6,063	6,963
5-Star	30,874	24,934	34,437	31,428	29,344	23,859	32,978	29,779	1,530	1,075	1,459	1,649
4-Star	45,444	47,393	46,176	56,632	42,844	45,291	42,702	52,254	2,600	2,102	3,474	4,378
3-Star	17,439	20,912	19,155	21,629	15,991	19,721	18,024	20,693	1,448	1,191	1,130	936
2-Star	1,223	1,755	1,733	2,079	1,223	1,755	1,733	2,079				
Other collective accommodation ⁽¹⁾	10,163	8,571	12,373	12,279	9,899	8,289	11,976	11,862	264	282	397	417

Table 9. Total nights spent classified by type of collective accommodation, at regional level*

	MALTA				Malta				Gozo & Comino			
	April		May		April		May		April		May	
	2007	2008	2007	2008	2007	2008	2007	2008	2007	2008	2007	2008
Total	603,650	607,657	661,976	750,052	584,774	592,693	638,618	721,993	18,876	14,964	23,358	28,059
Hotel	515,704	528,301	556,232	644,453	497,762	514,340	534,270	617,913	17,942	13,961	21,962	26,540
5-Star	112,318	114,131	121,139	144,482	106,555	110,598	114,654	137,738	5,763	3,533	6,485	6,744
4-Star	285,171	285,289	297,009	356,864	276,318	277,982	284,418	339,433	8,853	7,307	12,591	17,431
3-Star	113,101	122,586	129,145	135,495	109,775	119,465	126,259	133,130	3,326	3,121	2,886	2,365
2-Star	5,114	6,295	8,939	7,612	5,114	6,295	8,939	7,612				
Other collective accommodation ⁽¹⁾	87,946	79,356	105,744	105,599	87,012	78,353	104,348	104,080	934	1,003	1,396	1,519

*see NUTS classification on page 9

Table 10. Number of bedrooms and bed-places by hotel category and other type of accommodation for active and dormant accommodation establishments

Regional Classification*	Collective Accommodation Establishments	April 2007			April 2008			May 2007			May 2008		
		No. of establishments	No. of bedrooms	No. of bed-places	No. of establishments	No. of bedrooms	No. of bed-places	No. of establishments	No. of bedrooms	No. of bed-places	No. of establishments	No. of bedrooms	No. of bed-places
MALTA	Total	166	17,516	37,893	162	17,877	38,331	165	18,069	38,254	162	18,062	38,567
	Hotel	105	15,123	30,996	102	15,068	31,522	105	15,155	31,409	102	15,243	31,782
	5-Star	13	2,910	5,620	15	3,381	6,843	13	2,911	5,622	15	3,516	7,107
	4-Star	40	7,032	14,469	41	7,264	15,061	40	7,005	14,505	41	7,294	15,088
	3-Star	43	4,866	10,259	38	4,136	8,966	43	4,924	10,634	38	4,146	8,935
	2-Star	9	315	648	8	287	652	9	315	648	8	287	652
	Guesthouse	26	310	724	24	286	670	25	299	672	24	291	670
	Holiday Complex	29	1,715	5,425	29	2,103	5,203	29	2,247	5,425	29	2,105	5,233
Hostel	6	368	748	7	420	936	6	368	748	7	423	882	
Malta	Total	149	16,724	36,261	145	17,046	36,620	148	17,275	36,621	145	17,228	36,849
	Hotel	95	14,426	29,557	92	14,331	29,997	95	14,456	29,966	92	14,506	30,253
	5-Star	11	2,709	5,201	13	3,176	6,416	11	2,708	5,199	13	3,311	6,680
	4-Star	35	6,623	13,629	36	6,819	14,139	35	6,596	13,665	36	6,849	14,166
	3-Star	40	4,779	10,079	35	4,049	8,790	40	4,837	10,454	35	4,059	8,755
	2-Star	9	315	648	8	287	652	9	315	648	8	287	652
	Guesthouse	21	257	599	19	234	562	20	246	550	19	239	565
	Holiday Complex	28	1,677	5,365	28	2,065	5,133	28	2,209	5,365	28	2,067	5,163
Hostel	5	364	740	6	416	928	5	364	740	6	416	868	
Gozo & Comino	Total	17	792	1,632	17	831	1,711	17	794	1,633	17	834	1,718
	Hotel	10	697	1,439	10	737	1,525	10	699	1,443	10	737	1,529
	5-Star	2	201	419	2	205	427	2	203	423	2	205	427
	4-Star	5	409	840	5	445	922	5	409	840	5	445	922
	3-Star	3	87	180	3	87	176	3	87	180	3	87	180
	2-Star												
	Guesthouse	5	53	125	5	52	108	5	53	122	5	52	105
	Holiday Complex	1	38	60	1	38	70	1	38	60	1	38	70
Hostel	1	4	8	1	4	8	1	4	8	1	7	14	

*see NUTS classification on page 9

Methodological Notes

Survey on collective accommodation establishments

1. In this release the figures for April 2008 should be considered as second estimate while those relating to May 2008 are a first estimate - thus subject to minor revisions in the following release.
2. The survey is distributed monthly to all collective accommodation establishments namely hotels, apart-hotels, guesthouses, tourist villages and hostels.
3. The objective of the survey is to estimate the utilization rate of bed-places of all collective accommodation establishments in Malta and Gozo as occupied by residents, giving an indication of domestic tourism, and non-residents. The variables collected from the survey are as follows:
 - Number of residents
 - Number of non-residents
 - Nights spent by residents
 - Nights spent by non-residents
 - Number of bedrooms
 - Number of bed-places
 - Number of days the establishment was closed during the month

The collection of the above variables and the calculation of occupancy levels satisfy sections A and B of EU directive 95/57/EC.

4. These statistics should be considered as current and subject to revision. A last and final revision is normally carried out after the lapse of one year from the reference month.
5. Definitions
 - *Residents* are Maltese/Gozitan residents who check in (out) of a collective accommodation establishment. A person is considered to be resident in a country if the person:
 - (a) has lived for most of the past year or 12 months in that country;
 - (b) has lived in that country for a shorter period and intends to return within 12 months to live in that country.
 - *Non-residents* are foreigners who do not necessarily follow the definition of a tourist and check in (out) of a collective accommodation establishment.
 - *Domestic tourism* is the tourism of resident visitors within the economic territory of the country of residence.
 - *Total arrivals* are the number of residents and non-residents altogether.
 - *A night spent by residents / non-residents* is each night a guest actually spends (sleeps or stays) or is registered (his/her physical presence there being unnecessary) in a collective accommodation establishment.
 - A *bedroom* is the unit formed by one room or groups of rooms constituting an indivisible rental whole in an accommodation establishment or dwelling.
 - A *bed-place* in an establishment is determined by the number of persons who can stay overnight in the bed set-up in the establishment, not taking into account any extra beds that may be provided to clients on request.
 - *Net use of bed-places* is the net occupancy rate calculated for all active accommodation establishments net of seasonal closures and other temporary closures for decoration, police order, etc.
 - *Gross use of bed-places* is the gross occupancy rate calculated for all active and dormant collective accommodation establishments.

Response Rate

April	96.8%
May	95.7%

NUTS classification

The Nomenclature of Territorial Units for Statistics (NUTS) is a common classification that is used to provide a single uniform breakdown of territorial units for the production of regional statistics with regard to the European Union. It was adopted on 26 May 2003 by means of a Regulation¹ of the European Parliament and of the Council.

¹ (EC) No. 1059/2003

NUTS levels					
Administrative area	I (National)	II (National)	III (Regional)	IV (District)	V (Locality)
MALTA	x	x	x	x	x
Malta			x		
Gozo & Comino			x		
Southern Harbour				x	
Northern Harbour				x	
South Eastern				x	
Western				x	
Northern				x	
Gozo & Comino				x	

COMPOSITION OF DISTRICTS - NUTS level V

Southern Harbour: Valletta, Birgu, Isla, Bormla, Żabbar, Fgura, Floriana, Kalkara, Luqa, Marsa Paola, Santa Luċġja, Tarxien, Xgħajra.

Northern Harbour: Qormi, B'Kara, Gżira, Hamrun, Msida, Pembroke, Pieta, San Ġiljan, San Ġwann, Santa Venera, Sliema, Swieqi, Ta' Xbiex.

South Eastern: Żejtun, B'Bugia, Gudja, Għaxaq, Kirkop, M'Scala, M'Xlokk, Mqabba, Qrendi, Safi, Żurrieq.

Western: Mdina, Żebbuġ, Siġġiewi, Attard, Balzan, Dingli, Iklin, Lija, Rabat, Mtarfa.

Northern: Għargħur, Mellieħa, Mġarr, Mosta, Naxxar, San Pawl il-Baħar.

Gozo and Comino: Rabat, Fontana, G'Sielem & Comino, Għarb, Għasri, Kerċem, Munxar, Nadur, Qala, San Lawrenz, Sannat, Xagħra, Xewkija, Żebbuġ.