

News Release



Date: 26 August 2008
No. : 150/2008
Time of release: 11.00 hrs

Cut-off date for data presented:
20 August 2008

Theme:
Industry and Services

Compiled by:
Tourism Statistics Unit
e-mail: tourism.nso@gov.mt
Tel: 25997329

The monthly calendar of NSO News Releases may be consulted on the Office's website at www.nso.gov.mt

Tourism

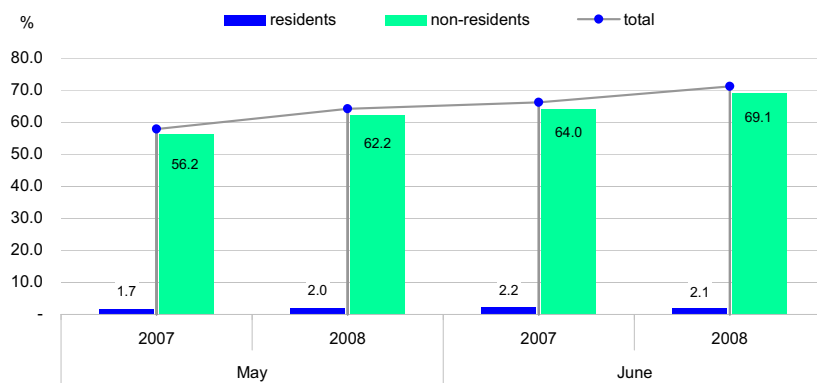
Collective accommodation establishments: June 2008

In June bed-place occupancy in collective accommodation establishments went up by 5.0 percentage points when compared to the corresponding month last year.

Occupancy trends

The overall occupancy rate in collective accommodation establishments (net use) went up by 5.0 percentage points in June 2008 over the comparative month in 2007, to stand at 71.2 per cent (see Table 1).

Chart 1. Net occupancy rates in collective accommodation establishments: May-June 2008



Length of stay and nights spent

In June 2008, total nights spent in collective accommodation establishments were recorded at 817,662, an increase of 8.8 per cent over the corresponding month in 2007 (see Table 9). In the month under review, the average length of stay stood at 6.6 nights (see Chart 3).

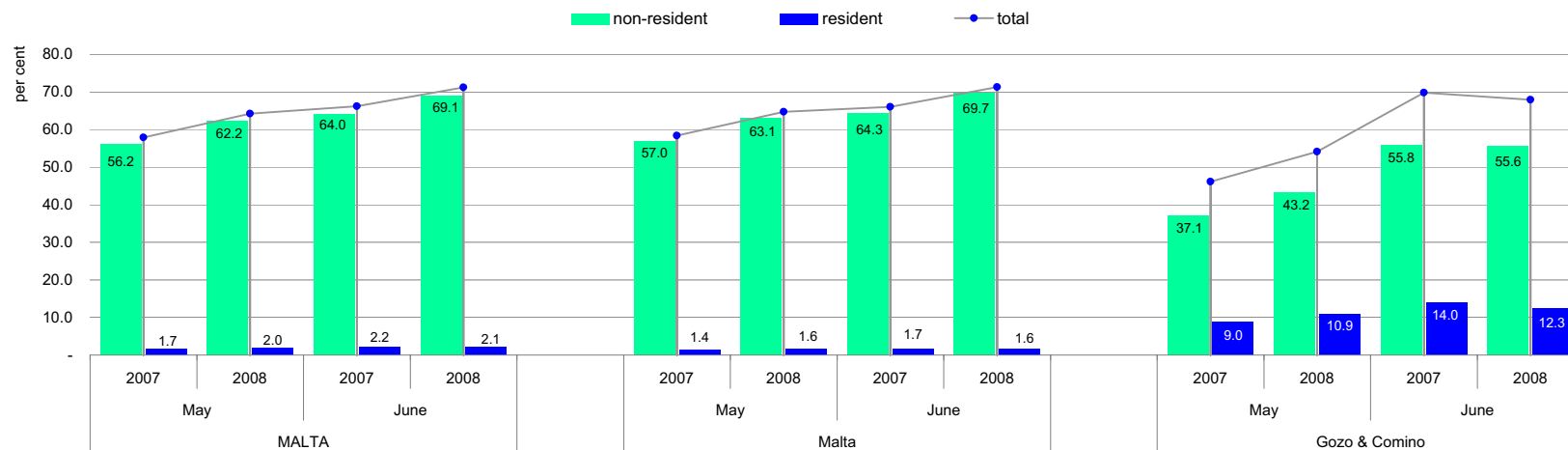
Regional overview

Accounting for 95.6 per cent of the national bed-stock, the overall supply of bed-places in the Malta region stood at 37,005 beds, implying an increase of 0.4 per cent when compared to June 2007 (see Table 10). On an annual basis, the net use of bed-places in Malta went up by 5.3 percentage points to 71.3 per cent (see Table 2). Year on year, the average length of stay increased by 0.5 nights to 6.7 nights. Nights spent by non-residents accounted for 97.8 per cent of total guest-nights in Malta.

In Gozo and Comino, the overall supply of bed-places stood at 1,718 beds, an increase of 5.2 per cent over the comparable month a year ago (see Table 10). The net use of bed-places in June was 67.9 per cent, a decrease of 1.9 percentage points over June 2007 (see Table 3). The average length of stay stood at 4.4 nights, an increase of 0.1 nights. Nights spent by non-residents accounted for 81.9 per cent of total guest-nights in Gozo ■

National Statistics Office
Library & Information Unit
Lascaris, Valletta VLT 2000, Malta
Tel: (+356) 25997219
Fax: (+356) 25997205
e-mail: nso@gov.mt
<http://www.nso.gov.mt>

Chart 2. Net use of bed-places in collective accommodation establishments by residents and non-residents, at regional level*



*see NUTS classification on page 9

Table 1. Net use of bed-places by residents and non-residents classified by type of accommodation category - MALTA

| | Non-residents | | | | Residents | | | | Total | | | | |
|---|---------------|-------------|-------------|-------------|------------|------------|------------|------------|-------|-------------|-------------|-------------|-------------|
| | May | | June | | May | | June | | May | | June | | |
| | 2007 | 2008 | 2007 | 2008 | 2007 | 2008 | 2007 | 2008 | # | 2007 | 2008 | 2007 | 2008 |
| Total | 56.2 | 62.2 | 64.0 | 69.1 | 1.7 | 2.0 | 2.2 | 2.1 | | 57.9 | 64.2 | 66.2 | 71.2 |
| Hotel | 57.5 | 64.1 | 65.8 | 70.8 | 2.1 | 2.4 | 2.6 | 2.4 | | 59.6 | 66.5 | 68.4 | 73.2 |
| 5-Star | 64.7 | 61.3 | 69.4 | 65.6 | 4.8 | 4.3 | 5.2 | 4.6 | | 69.5 | 65.6 | 74.6 | 70.2 |
| 4-Star | 64.2 | 73.8 | 76.0 | 81.3 | 1.9 | 2.6 | 3.0 | 2.4 | | 66.1 | 76.4 | 79.0 | 83.7 |
| 3-Star | 43.6 | 51.0 | 50.6 | 58.1 | 0.9 | 0.6 | 0.7 | 0.8 | | 44.5 | 51.6 | 51.3 | 58.9 |
| 2-Star | 44.3 | 40.8 | 42.4 | 58.3 | 0.2 | 0.5 | 0.4 | 0.6 | | 44.5 | 41.3 | 42.8 | 58.9 |
| Other collective accommodation ⁽¹⁾ | 50.3 | 53.0 | 55.6 | 60.3 | 0.3 | 0.3 | 0.4 | 0.3 | | 50.6 | 53.3 | 56.0 | 60.6 |
| Guesthouse | 27.9 | 30.7 | 38.0 | 31.4 | 0.5 | 0.8 | 1.1 | 1.0 | | 28.4 | 31.5 | 39.1 | 32.4 |
| Holiday Complex ⁽²⁾ | 51.8 | 56.2 | 58.1 | 66.6 | 0.3 | 0.2 | 0.4 | 0.3 | | 52.1 | 56.4 | 58.5 | 66.9 |
| Hostel | 58.0 | 50.7 | 52.1 | 46.3 | 0.0 | 0.3 | 0.1 | 0.2 | | 58.0 | 51.0 | 52.2 | 46.5 |

⁽¹⁾ Comprises guesthouses, holiday complexes and hostels

⁽²⁾ Aparthotels and tourist villages

Table 2. Net use of bed-places by residents and non-residents classified by type of accommodation category - Malta

| | Non-residents | | | | Residents | | | | # | Total | | | |
|---|---------------|-------------|-------------|-------------|------------|------------|------------|------------|---|-------------|-------------|-------------|-------------|
| | May | | June | | May | | June | | | May | | June | |
| | 2007 | 2008 | 2007 | 2008 | 2007 | 2008 | 2007 | 2008 | | 2007 | 2008 | 2007 | 2008 |
| Total | 57.0 | 63.1 | 64.3 | 69.7 | 1.4 | 1.6 | 1.7 | 1.6 | | 58.4 | 64.7 | 66.0 | 71.3 |
| Hotel | 58.4 | 65.0 | 66.1 | 71.4 | 1.7 | 1.9 | 2.0 | 1.9 | | 60.1 | 66.9 | 68.1 | 73.3 |
| 5-Star | 66.4 | 62.5 | 70.0 | 66.3 | 4.8 | 4.0 | 4.6 | 4.1 | | 71.2 | 66.5 | 74.6 | 70.4 |
| 4-Star | 65.7 | 75.4 | 76.8 | 82.5 | 1.5 | 2.0 | 2.4 | 1.8 | | 67.2 | 77.4 | 79.2 | 84.3 |
| 3-Star | 44.0 | 51.1 | 50.8 | 58.3 | 0.4 | 0.4 | 0.2 | 0.4 | | 44.4 | 51.5 | 51.0 | 58.7 |
| 2-Star | 44.3 | 40.8 | 42.4 | 58.3 | 0.2 | 0.5 | 0.4 | 0.6 | | 44.5 | 41.3 | 42.8 | 58.9 |
| Other collective accommodation ⁽¹⁾ | 51.3 | 53.9 | 56.4 | 61.3 | 0.1 | 0.1 | 0.2 | 0.1 | | 51.4 | 54.0 | 56.6 | 61.4 |

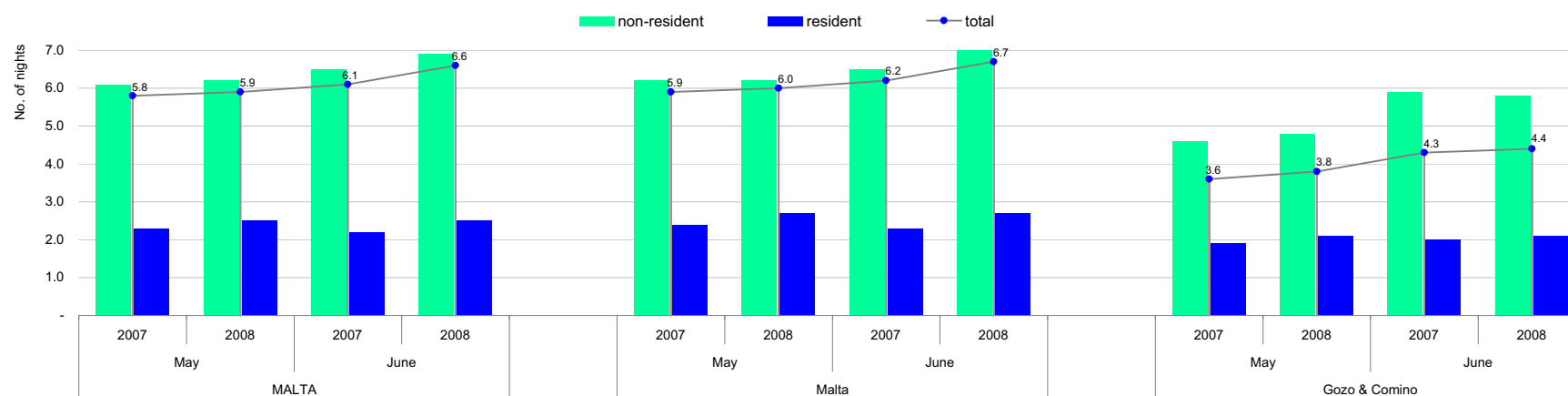
3

Table 3. Net use of bed-places by residents and non-residents classified by type of accommodation category - Gozo & Comino

| | Non-residents | | | | Residents | | | | # | Total | | | |
|---|---------------|-------------|-------------|-------------|------------|-------------|-------------|-------------|---|-------------|-------------|-------------|-------------|
| | May | | June | | May | | June | | | May | | June | |
| | 2007 | 2008 | 2007 | 2008 | 2007 | 2008 | 2007 | 2008 | | 2007 | 2008 | 2007 | 2008 |
| Total | 37.1 | 43.2 | 55.8 | 55.6 | 9.0 | 10.9 | 14.0 | 12.3 | | 46.1 | 54.1 | 69.8 | 67.9 |
| Hotel | 39.6 | 46.0 | 59.1 | 58.9 | 9.5 | 11.6 | 14.7 | 12.8 | | 49.1 | 57.6 | 73.8 | 71.7 |
| 5-Star | 43.6 | 42.2 | 62.4 | 55.3 | 5.8 | 8.8 | 12.0 | 11.4 | | 49.4 | 51.0 | 74.4 | 66.7 |
| 4-Star | 40.3 | 48.5 | 61.9 | 63.1 | 8.1 | 12.5 | 13.0 | 11.4 | | 48.4 | 61.0 | 74.9 | 74.5 |
| 3-Star | 26.8 | 41.8 | 38.3 | 46.5 | 24.9 | 14.3 | 28.5 | 23.5 | | 51.7 | 56.1 | 66.8 | 70.0 |
| 2-Star | | | | | | | | | | | | | |
| Other collective accommodation ⁽¹⁾ | 18.1 | 20.5 | 30.5 | 28.4 | 5.6 | 5.4 | 8.7 | 7.9 | | 23.7 | 25.9 | 39.2 | 36.3 |

⁽¹⁾ Comprises guesthouses, holiday complexes and hostels

Chart 3. Average length of stay in collective accommodation establishments by resident and non-resident arrivals, at regional level*



*see NUTS classification on page 9

4

Table 4. Resident arrivals classified by type of accommodation category, at regional level*

| | MALTA | | | | Malta | | | | Gozo & Comino | | | |
|---|--------------|--------------|---------------|--------------|--------------|--------------|--------------|--------------|---------------|--------------|--------------|--------------|
| | May | | June | | May | | June | | May | | June | |
| | 2007 | 2008 | 2007 | 2008 | 2007 | 2008 | 2007 | 2008 | 2007 | 2008 | 2007 | 2008 |
| Total | 8,802 | 9,542 | 11,494 | 9,337 | 6,420 | 6,795 | 8,154 | 6,368 | 2,381 | 2,747 | 3,342 | 2,969 |
| Hotel | 8,549 | 9,325 | 11,106 | 9,076 | 6,280 | 6,698 | 7,929 | 6,258 | 2,268 | 2,627 | 3,178 | 2,818 |
| 5-Star | 3,174 | 3,705 | 3,906 | 3,843 | 2,887 | 3,206 | 3,259 | 3,285 | 287 | 499 | 647 | 558 |
| 4-Star | 4,143 | 4,925 | 6,100 | 4,166 | 2,867 | 3,142 | 4,349 | 2,568 | 1,276 | 1,783 | 1,751 | 1,598 |
| 3-Star | 1,211 | 618 | 1,057 | 983 | 505 | 273 | 278 | 321 | 705 | 345 | 780 | 662 |
| 2-Star | 21 | 77 | 43 | 84 | 21 | 77 | 43 | 84 | | | | |
| Other collective accommodation ⁽¹⁾ | 253 | 217 | 388 | 261 | 140 | 97 | 225 | 110 | 113 | 120 | 164 | 151 |

⁽¹⁾ Comprises guesthouses, holiday complexes and hostels

Table 5. Resident nights spent classified by type of accommodation category, at regional level*

| | MALTA | | | | Malta | | | | Gozo & Comino | | | |
|---|---------------|---------------|---------------|---------------|---------------|---------------|---------------|---------------|---------------|--------------|--------------|--------------|
| | May | | June | | May | | June | | May | | June | |
| | 2007 | 2008 | 2007 | 2008 | 2007 | 2008 | 2007 | 2008 | 2007 | 2008 | 2007 | 2008 |
| Total | 20,002 | 23,852 | 25,248 | 23,733 | 15,426 | 18,190 | 18,406 | 17,406 | 4,576 | 5,662 | 6,843 | 6,327 |
| Hotel | 19,377 | 23,289 | 24,348 | 23,049 | 15,128 | 17,943 | 18,003 | 17,172 | 4,249 | 5,346 | 6,345 | 5,877 |
| 5-Star | 8,420 | 9,379 | 8,956 | 9,762 | 7,657 | 8,219 | 7,436 | 8,298 | 763 | 1,160 | 1,520 | 1,464 |
| 4-Star | 8,361 | 12,240 | 13,264 | 10,912 | 6,263 | 8,657 | 9,977 | 7,769 | 2,098 | 3,583 | 3,287 | 3,143 |
| 3-Star | 2,548 | 1,579 | 2,042 | 2,262 | 1,160 | 976 | 504 | 992 | 1,388 | 603 | 1,538 | 1,270 |
| 2-Star | 48 | 91 | 86 | 113 | 48 | 91 | 86 | 113 | | | | |
| Other collective accommodation ⁽¹⁾ | 625 | 563 | 900 | 684 | 298 | 247 | 403 | 234 | 327 | 316 | 498 | 450 |

Table 6. Non-resident arrivals classified by type of collective accommodation, at regional level*

| | MALTA | | | | Malta | | | | Gozo & Comino | | | |
|---|----------------|----------------|----------------|----------------|----------------|----------------|----------------|----------------|---------------|--------------|--------------|--------------|
| | May | | June | | May | | June | | May | | June | |
| | 2007 | 2008 | 2007 | 2008 | 2007 | 2008 | 2007 | 2008 | 2007 | 2008 | 2007 | 2008 |
| Total | 105,072 | 118,496 | 111,382 | 114,707 | 100,993 | 113,863 | 106,732 | 109,805 | 4,079 | 4,633 | 4,649 | 4,902 |
| Hotel | 92,952 | 106,434 | 97,681 | 102,242 | 89,157 | 102,098 | 93,417 | 97,707 | 3,795 | 4,336 | 4,263 | 4,535 |
| 5-Star | 31,263 | 27,723 | 30,592 | 26,346 | 30,091 | 26,573 | 29,288 | 25,267 | 1,172 | 1,150 | 1,304 | 1,079 |
| 4-Star | 42,033 | 52,226 | 44,036 | 50,701 | 39,835 | 49,631 | 41,692 | 48,025 | 2,198 | 2,595 | 2,344 | 2,676 |
| 3-Star | 17,944 | 24,483 | 21,214 | 22,858 | 17,519 | 23,892 | 20,598 | 22,078 | 425 | 591 | 615 | 780 |
| 2-Star | 1,712 | 2,002 | 1,839 | 2,337 | 1,712 | 2,002 | 1,839 | 2,337 | | | | |
| Other collective accommodation ⁽¹⁾ | 12,120 | 12,062 | 13,701 | 12,465 | 11,836 | 11,765 | 13,315 | 12,098 | 284 | 297 | 386 | 367 |

Table 7. Non-resident nights spent classified by type of collective accommodation, at regional level*

| | MALTA | | | | Malta | | | | Gozo & Comino | | | |
|---|----------------|----------------|----------------|----------------|----------------|----------------|----------------|----------------|---------------|---------------|---------------|---------------|
| | May | | June | | May | | June | | May | | June | |
| | 2007 | 2008 | 2007 | 2008 | 2007 | 2008 | 2007 | 2008 | 2007 | 2008 | 2007 | 2008 |
| Total | 641,974 | 729,372 | 725,993 | 793,929 | 623,192 | 706,975 | 698,669 | 765,283 | 18,782 | 22,397 | 27,323 | 28,646 |
| Hotel | 536,855 | 624,387 | 613,617 | 675,596 | 519,142 | 603,193 | 588,030 | 648,558 | 17,713 | 21,194 | 25,587 | 27,038 |
| 5-Star | 112,719 | 135,103 | 120,420 | 140,563 | 106,997 | 129,519 | 112,503 | 133,478 | 5,722 | 5,584 | 7,917 | 7,085 |
| 4-Star | 288,648 | 345,131 | 330,794 | 369,465 | 278,155 | 331,283 | 315,194 | 352,025 | 10,493 | 13,848 | 15,600 | 17,440 |
| 3-Star | 126,597 | 136,632 | 154,151 | 155,171 | 125,099 | 134,870 | 152,081 | 152,658 | 1,498 | 1,762 | 2,070 | 2,513 |
| 2-Star | 8,891 | 7,521 | 8,252 | 10,397 | 8,891 | 7,521 | 8,252 | 10,397 | | | | |
| Other collective accommodation ⁽¹⁾ | 105,119 | 104,985 | 112,376 | 118,333 | 104,050 | 103,782 | 110,639 | 116,725 | 1,069 | 1,203 | 1,736 | 1,608 |

*see NUTS classification on page 9

⁽¹⁾ Comprises guesthouses, holiday complexes and hostels

Table 8. Total arrivals classified by type of collective accommodation, at regional level*

| | MALTA | | | | Malta | | | | Gozo & Comino | | | |
|---|----------------|----------------|----------------|----------------|----------------|----------------|----------------|----------------|---------------|--------------|--------------|--------------|
| | May | | June | | May | | June | | May | | June | |
| | 2007 | 2008 | 2007 | 2008 | 2007 | 2008 | 2007 | 2008 | 2007 | 2008 | 2007 | 2008 |
| Total | 113,874 | 128,038 | 122,876 | 124,044 | 107,413 | 120,658 | 114,886 | 116,173 | 6,460 | 7,380 | 7,991 | 7,871 |
| Hotel | 101,501 | 115,759 | 108,787 | 111,318 | 95,437 | 108,796 | 101,346 | 103,965 | 6,063 | 6,963 | 7,441 | 7,353 |
| 5-Star | 34,437 | 31,428 | 34,498 | 30,189 | 32,978 | 29,779 | 32,547 | 28,552 | 1,459 | 1,649 | 1,951 | 1,637 |
| 4-Star | 46,176 | 57,151 | 50,136 | 54,867 | 42,702 | 52,773 | 46,041 | 50,593 | 3,474 | 4,378 | 4,095 | 4,274 |
| 3-Star | 19,155 | 25,101 | 22,271 | 23,841 | 18,024 | 24,165 | 20,876 | 22,399 | 1,130 | 936 | 1,395 | 1,442 |
| 2-Star | 1,733 | 2,079 | 1,882 | 2,421 | 1,733 | 2,079 | 1,882 | 2,421 | | | | |
| Other collective accommodation ⁽¹⁾ | 12,373 | 12,279 | 14,089 | 12,726 | 11,976 | 11,862 | 13,540 | 12,208 | 397 | 417 | 550 | 518 |

Table 9. Total nights spent classified by type of collective accommodation, at regional level*

| | MALTA | | | | Malta | | | | Gozo & Comino | | | |
|---|----------------|----------------|----------------|----------------|----------------|----------------|----------------|----------------|---------------|---------------|---------------|---------------|
| | May | | June | | May | | June | | May | | June | |
| | 2007 | 2008 | 2007 | 2008 | 2007 | 2008 | 2007 | 2008 | 2007 | 2008 | 2007 | 2008 |
| Total | 661,976 | 753,224 | 751,241 | 817,662 | 638,618 | 725,165 | 717,075 | 782,689 | 23,358 | 28,059 | 34,166 | 34,973 |
| Hotel | 556,232 | 647,676 | 637,965 | 698,645 | 534,270 | 621,136 | 606,033 | 665,730 | 21,962 | 26,540 | 31,932 | 32,915 |
| 5-Star | 121,139 | 144,482 | 129,376 | 150,325 | 114,654 | 137,738 | 119,939 | 141,776 | 6,485 | 6,744 | 9,437 | 8,549 |
| 4-Star | 297,009 | 357,371 | 344,058 | 380,377 | 284,418 | 339,940 | 325,171 | 359,794 | 12,591 | 17,431 | 18,887 | 20,583 |
| 3-Star | 129,145 | 138,211 | 156,193 | 157,433 | 126,259 | 135,846 | 152,585 | 153,650 | 2,886 | 2,365 | 3,608 | 3,783 |
| 2-Star | 8,939 | 7,612 | 8,338 | 10,510 | 8,939 | 7,612 | 8,338 | 10,510 | | | | |
| Other collective accommodation ⁽¹⁾ | 105,744 | 105,548 | 113,276 | 119,017 | 104,348 | 104,029 | 111,042 | 116,959 | 1,396 | 1,519 | 2,234 | 2,058 |

*see NUTS classification on page 9

Table 10. Number of bedrooms and bed-places by hotel category and other type of accommodation for active and dormant accommodation establishments

| Regional Classification* | Collective Accommodation Establishments | May 2007 | | | May 2008 | | | June 2007 | | | June 2008 | | |
|--------------------------|---|-----------------------|-----------------|-------------------|-----------------------|-----------------|-------------------|-----------------------|-----------------|-------------------|-----------------------|-----------------|-------------------|
| | | No. of establishments | No. of bedrooms | No. of bed-places | No. of establishments | No. of bedrooms | No. of bed-places | No. of establishments | No. of bedrooms | No. of bed-places | No. of establishments | No. of bedrooms | No. of bed-places |
| MALTA | Total | 165 | 18,069 | 38,254 | 162 | 18,045 | 38,528 | 165 | 18,185 | 38,492 | 162 | 18,152 | 38,723 |
| | Hotel | 105 | 15,155 | 31,409 | 102 | 15,226 | 31,741 | 105 | 15,228 | 31,634 | 102 | 15,276 | 31,844 |
| | 5-Star | 13 | 2,911 | 5,622 | 15 | 3,516 | 7,107 | 13 | 2,911 | 5,780 | 15 | 3,532 | 7,139 |
| | 4-Star | 40 | 7,005 | 14,505 | 41 | 7,277 | 15,088 | 40 | 7,032 | 14,515 | 41 | 7,277 | 15,143 |
| | 3-Star | 43 | 4,924 | 10,634 | 38 | 4,146 | 8,894 | 43 | 4,970 | 10,691 | 38 | 4,182 | 8,910 |
| | 2-Star | 9 | 315 | 648 | 8 | 287 | 652 | 9 | 315 | 648 | 8 | 285 | 652 |
| | Guesthouse | 25 | 299 | 672 | 24 | 291 | 672 | 25 | 322 | 685 | 24 | 292 | 672 |
| | Holiday Complex | 29 | 2,247 | 5,425 | 29 | 2,105 | 5,233 | 29 | 2,267 | 5,425 | 29 | 2,161 | 5,265 |
| | Hostel | 6 | 368 | 748 | 7 | 423 | 882 | 6 | 368 | 748 | 7 | 423 | 942 |
| Malta | Total | 148 | 17,275 | 36,621 | 145 | 17,211 | 36,810 | 148 | 17,391 | 36,859 | 145 | 17,317 | 37,005 |
| | Hotel | 95 | 14,456 | 29,966 | 92 | 14,489 | 30,212 | 95 | 14,529 | 30,191 | 92 | 14,539 | 30,315 |
| | 5-Star | 11 | 2,708 | 5,199 | 13 | 3,311 | 6,680 | 11 | 2,708 | 5,357 | 13 | 3,327 | 6,712 |
| | 4-Star | 35 | 6,596 | 13,665 | 36 | 6,832 | 14,166 | 35 | 6,623 | 13,675 | 36 | 6,832 | 14,221 |
| | 3-Star | 40 | 4,837 | 10,454 | 35 | 4,059 | 8,714 | 40 | 4,883 | 10,511 | 35 | 4,095 | 8,730 |
| | 2-Star | 9 | 315 | 648 | 8 | 287 | 652 | 9 | 315 | 648 | 8 | 285 | 652 |
| | Guesthouse | 20 | 246 | 550 | 19 | 239 | 567 | 20 | 269 | 563 | 19 | 239 | 567 |
| | Holiday Complex | 28 | 2,209 | 5,365 | 28 | 2,067 | 5,163 | 28 | 2,229 | 5,365 | 28 | 2,123 | 5,195 |
| | Hostel | 5 | 364 | 740 | 6 | 416 | 868 | 5 | 364 | 740 | 6 | 416 | 928 |
| Gozo & Comino | Total | 17 | 794 | 1,633 | 17 | 834 | 1,718 | 17 | 794 | 1,633 | 17 | 835 | 1,718 |
| | Hotel | 10 | 699 | 1,443 | 10 | 737 | 1,529 | 10 | 699 | 1,443 | 10 | 737 | 1,529 |
| | 5-Star | 2 | 203 | 423 | 2 | 205 | 427 | 2 | 203 | 423 | 2 | 205 | 427 |
| | 4-Star | 5 | 409 | 840 | 5 | 445 | 922 | 5 | 409 | 840 | 5 | 445 | 922 |
| | 3-Star | 3 | 87 | 180 | 3 | 87 | 180 | 3 | 87 | 180 | 3 | 87 | 180 |
| | 2-Star | | | | | | | | | | | | |
| | Guesthouse | 5 | 53 | 122 | 5 | 52 | 105 | 5 | 53 | 122 | 5 | 53 | 105 |
| | Holiday Complex | 1 | 38 | 60 | 1 | 38 | 70 | 1 | 38 | 60 | 1 | 38 | 70 |
| | Hostel | 1 | 4 | 8 | 1 | 7 | 14 | 1 | 4 | 8 | 1 | 7 | 14 |

*see NUTS classification on page 9

Methodological Notes

Survey on collective accommodation establishments

1. In this release the figures for May 2008 should be considered as a second estimate while those relating to June 2008 are a first estimate - thus subject to minor revisions in the following release.
2. The survey is distributed monthly to all collective accommodation establishments namely hotels, apart-hotels, guesthouses, tourist villages and hostels.
3. The objective of the survey is to estimate the utilisation rate of bed-places of all collective accommodation establishments in Malta and Gozo as occupied by residents, giving an indication of domestic tourism, and non-residents. The variables collected from the survey are as follows:
 - Number of residents
 - Number of non-residents
 - Nights spent by residents
 - Nights spent by non-residents
 - Number of bedrooms
 - Number of bed-places
 - Number of days the establishment was closed during the month

The collection of the above variables and the calculation of occupancy levels satisfy sections A and B of EU directive 95/57/EC.

4. These statistics should be considered as current and subject to revision. A last and final revision is normally carried out after the lapse of one year from the reference month.
5. Definitions
 - *Residents* are Maltese/Gozitan residents who check in (out) of a collective accommodation establishment. A person is considered to be resident in a country if the person:
 - (a) has lived for most of the past year or 12 months in that country;
 - (b) has lived in that country for a shorter period and intends to return within 12 months to live in that country.
 - *Non-residents* are foreigners who do not necessarily follow the definition of a tourist and check in (out) of a collective accommodation establishment.
 - *Domestic tourism* is the tourism of resident visitors within the economic territory of the country of residence.
 - *Total arrivals* are the number of residents and non-residents altogether.
 - *A night spent by residents / non-residents* is each night a guest actually spends (sleeps or stays) or is registered (his/her physical presence there being unnecessary) in a collective accommodation establishment.
 - *A bedroom* is the unit formed by one room or groups of rooms constituting an indivisible rental whole in an accommodation establishment or dwelling.
 - *A bed-place* in an establishment is determined by the number of persons who can stay overnight in the bed set-up in the establishment, not taking into account any extra beds that may be provided to clients on request.
 - *Net use of bed-places* is the net occupancy rate calculated for all active accommodation establishments net of seasonal closures and other temporary closures for decoration, police order, etc.
 - *Gross use of bed-places* is the gross occupancy rate calculated for all active and dormant collective accommodation establishments.

6. Response Rate

| | |
|------|-------|
| May | 97.7% |
| June | 96.3% |

NUTS classification

The Nomenclature of Territorial Units for Statistics (NUTS) is a common classification that is used to provide a single uniform breakdown of territorial units for the production of regional statistics with regard to the European Union. It was adopted on 26 May 2003 by means of a Regulation¹ of the European Parliament and of the Council.

¹ (EC) No. 1059/2003

| NUTS levels | | | | | |
|----------------------------|-------------------------|--------------------------|---------------------------|--------------------------|-------------------------|
| Administrative area | I (National) | II (National) | III (Regional) | IV (District) | V (Locality) |
| MALTA | x | x | x | x | x |
| Malta | | | x | | |
| Gozo & Comino | | | x | | |
| Southern Harbour | | | | x | |
| Northern Harbour | | | | x | |
| South Eastern | | | | x | |
| Western | | | | x | |
| Northern | | | | x | |
| Gozo & Comino | | | | x | |

COMPOSITION OF DISTRICTS - NUTS level V

Southern Harbour: Valletta, Birgu, Isla, Bormla, Żabbar, Fgura, Floriana, Kalkara, Luqa, Marsa Paola, Santa Luċija, Tarxien, Xgħajra.

Northern Harbour: Qormi, B'Kara, Gżira, Hamrun, Msida, Pembroke, Pieta, San Ġiljan, San Ġwann, Santa Venera, Sliema, Swieqi, Ta' Xbiex.

South Eastern: Żejtun, B'Bugia, Gudja, Għaxaq, Kirkop, M'Scala, M'Xlokk, Mqabba, Qrendi, Safi, Żurrieq.

Western: Mdina, Żebbuġ, Siġġiewi, Attard, Balzan, Dingli, Iklin, Lija, Rabat, Mtarfa.

Northern: Ghargħur, Mellieħa, Mġarr, Mosta, Naxxar, San Pawl il-Baħar.

Gozo and Comino: Rabat, Fontana, G'Sielem & Comino, Għarb, Għasri, Kerċem, Munxar, Nadur, Qala, San Lawrenz, Sannat, Xgħra, Xewkija, Żebbuġ.