

News Release

Date: 28 October 2008
No. : 190/2008
Time of release: 11.00 hrs



Tourism

Collective accommodation establishments: August 2008

Cut-off date for data presented: 22 October 2008

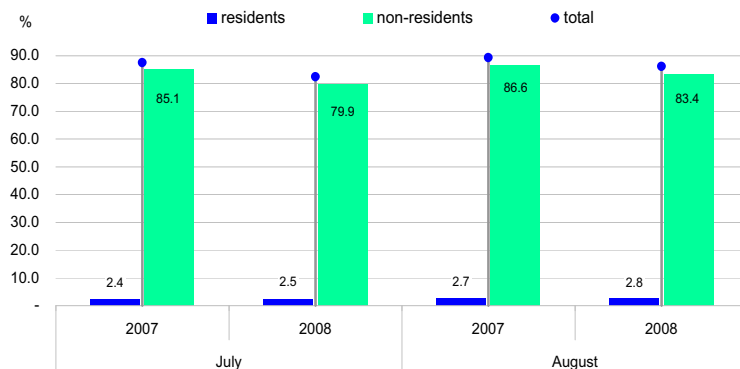
In August bed-place occupancy in collective accommodation establishments went down by 3.1 percentage points when compared to the corresponding month last year.

Occupancy trends

The overall occupancy rate in collective accommodation establishments (net use) went down by 3.1 percentage points in August 2008 over the comparative month in 2007, to stand at 86.2 per cent (see Table 1).

Theme:
Industry and Services

Chart 1. Net occupancy rates in collective accommodation establishments: July-August 2008



Length of stay and nights spent

In August 2008, total nights spent in collective accommodation establishments were recorded at 1,049,531, a decrease of 7.9 per cent over the corresponding month in 2007, with the largest drop being registered in the 3-star hotel category (see Table 9). In the month under review, the average length of stay stood at 7.6 nights (see Chart 3).

Compiled by:
Tourism Statistics Unit
e-mail: tourism.nso@gov.mt
Tel: 25997329

Regional overview

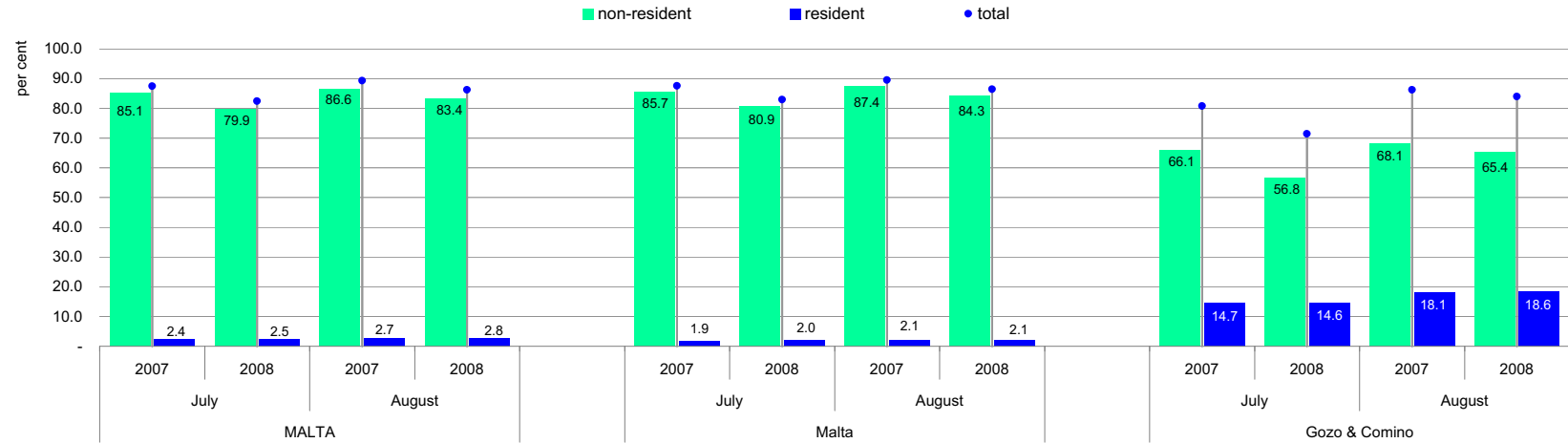
Accounting for 95.6 per cent of the national bed-stock, the overall supply of bed-places in Malta stood at 37,572 beds, implying a decrease of 5.1 per cent when compared to August 2007 (see Table 10). On an annual basis, the net use of bed-places in Malta went down by 3.1 percentage points to 86.4 per cent (see Table 2). Year on year, the average length of stay decreased by 0.7 nights to stand at 7.8 nights. Nights spent by non-residents accounted for 97.6 per cent of total guest-nights in Malta.

In Gozo and Comino, the overall supply of bed-places stood at 1,729 beds, an increase of 4.7 per cent over the comparable month a year ago (see Table 10). The net use of bed-places in August was 84.0 per cent, a decrease of 2.2 percentage points over August 2007 (see Table 3). The average length of stay stood at 4.7 nights, an increase of 0.4 nights. Nights spent by non-residents accounted for 77.8 per cent of total guest-nights in Gozo ■

The monthly calendar of NSO News Releases may be consulted on the Office's website at www.nso.gov.mt

National Statistics Office
Library & Information Unit
Lascaris, Valletta VLT 2000, Malta
Tel: (+356) 25997219
Fax: (+356) 25997205
e-mail: nso@gov.mt
<http://www.nso.gov.mt>

Chart 2. Net use of bed-places in collective accommodation establishments by residents and non-residents, at regional level*



*see NUTS classification on page 9

Table 1. Net use of bed-places by residents and non-residents classified by type of accommodation category - MALTA

	Non-residents				Residents				Total				
	July		August		July		August		July		August		
	2007	2008	2007	2008	2007	2008	2007	2008	#	2007	2008	2007	2008
Total	85.1	79.9	86.6	83.4	2.4	2.5	2.7	2.8		87.5	82.4	89.3	86.2
Hotel	86.9	81.3	89.0	85.7	2.7	3.0	3.0	3.3		89.6	84.3	92.0	89.0
5-Star	80.3	65.9	89.0	80.3	6.5	7.0	8.1	7.4		86.8	72.9	97.1	87.7
4-Star	88.5	89.9	91.4	90.5	3.2	2.6	2.6	2.6		91.7	92.5	94.0	93.1
3-Star	89.6	80.6	87.5	84.1	0.4	0.7	0.8	1.0		90.0	81.3	88.3	85.1
2-Star	65.3	64.5	58.3	60.2	0.3	0.6	1.0	0.8		65.6	65.1	59.3	61.0
Other collective accommodation ⁽¹⁾	76.2	73.3	74.8	72.6	0.7	0.4	1.1	0.7		76.9	73.7	75.9	73.3
Guesthouse	49.7	43.8	53.6	43.0	1.4	1.5	4.0	2.7		51.1	45.3	57.6	45.7
Holiday Complex ⁽²⁾	78.8	76.6	79.0	78.4	0.6	0.4	0.7	0.5		79.4	77.0	79.7	78.9
Hostel	79.1	74.5	65.7	61.8	0.6	0.1	0.9	0.1		79.7	74.6	66.6	61.9

⁽¹⁾ Comprises guesthouses, holiday complexes and hostels

⁽²⁾ Aparthotels and tourist villages

Table 2. Net use of bed-places by residents and non-residents classified by type of accommodation category - Malta

	Non-residents				Residents				Total			
	July		August		July		August		July		August	
	2007	2008	2007	2008	2007	2008	2007	2008 #	2007	2008	2007	2008
Total	85.7	80.9	87.4	84.3	1.9	2.0	2.1	2.1	87.6	82.9	89.5	86.4
Hotel	87.7	82.3	89.7	86.5	2.2	2.4	2.4	2.5	89.9	84.7	92.1	89.0
5-Star	81.5	66.8	89.8	81.4	5.9	6.6	7.5	6.6	87.4	73.4	97.3	88.0
4-Star	89.4	91.2	92.4	91.3	2.4	1.8	1.8	1.8	91.8	93.0	94.2	93.1
3-Star	90.0	81.4	88.1	84.9	0.1	0.2	0.4	0.4	90.1	81.6	88.5	85.3
2-Star	65.3	64.5	58.3	60.2	0.3	0.6	1.0	0.8	65.6	65.1	59.3	61.0
Other collective accommodation ⁽¹⁾	76.3	74.7	75.8	73.9	0.5	0.2	0.5	0.2	76.8	74.9	76.3	74.1

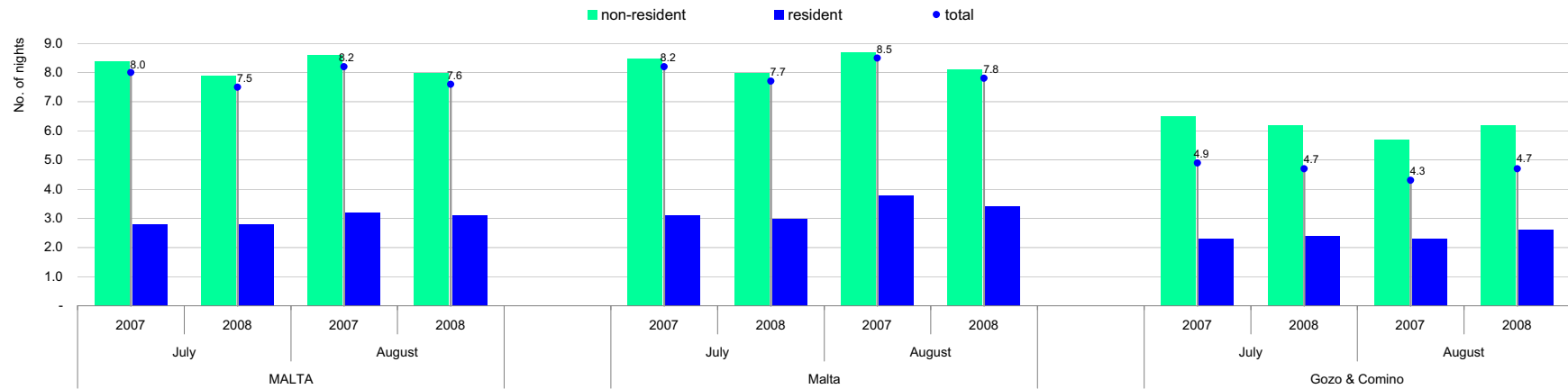
3

Table 3. Net use of bed-places by residents and non-residents classified by type of accommodation category - Gozo & Comino

	Non-residents				Residents				Total			
	July		August		July		August		July		August	
	2007	2008	2007	2008	2007	2008	2007	2008 #	2007	2008	2007	2008
Total	66.1	56.8	68.1	65.4	14.7	14.6	18.1	18.6	80.8	71.4	86.2	84.0
Hotel	69.0	60.9	72.0	69.9	15.4	15.3	18.1	19.0	84.4	76.2	90.1	88.9
5-Star	64.2	50.4	78.0	61.3	13.7	14.0	16.4	21.5	77.9	64.4	94.4	82.8
4-Star	73.4	70.5	73.3	78.2	15.2	14.7	17.0	15.8	88.6	85.2	90.3	94.0
3-Star	59.5	37.7	51.6	49.0	20.0	21.0	27.0	29.1	79.5	58.7	78.6	78.1
2-Star												
Other collective accommodation ⁽¹⁾	43.7	23.3	38.4	28.8	9.1	9.4	18.4	15.7	52.8	32.7	56.8	44.5

⁽¹⁾ Comprises guesthouses, holiday complexes and hostels

Chart 3. Average length of stay in collective accommodation establishments by resident and non-resident arrivals, at regional level*



*see NUTS classification on page 9

4

Table 4. Resident arrivals classified by type of accommodation category, at regional level*

	MALTA				Malta				Gozo & Comino			
	July		August		July		August		July		August	
	2007	2008	2007	2008	2007	2008	2007	2008	2007	2008	2007	2008
Total	10,622	10,958	10,781	10,956	7,292	7,752	6,697	7,077	3,330	3,206	4,084	3,879
Hotel	9,989	10,571	9,898	10,508	6,867	7,592	6,224	6,939	3,122	2,979	3,674	3,569
5-Star	4,193	5,546	4,071	5,039	3,555	4,871	3,434	4,251	638	675	637	788
4-Star	5,072	4,196	4,624	4,307	3,173	2,441	2,365	2,328	1,899	1,755	2,259	1,979
3-Star	686	743	1,079	1,093	101	194	301	291	585	549	778	802
2-Star	38	86	124	69	38	86	124	69				
Other collective accommodation ⁽¹⁾	633	387	883	448	425	160	473	138	208	227	410	310

⁽¹⁾ Comprises guesthouses, holiday complexes and hostels

Table 5. Resident nights spent classified by type of accommodation category, at regional level*

	MALTA				Malta				Gozo & Comino			
	July		August		July		August		July		August	
	2007	2008	2007	2008	2007	2008	2007	2008	2007	2008	2007	2008
Total	30,098	31,196	34,567	34,105	22,545	23,357	25,306	24,112	7,553	7,839	9,261	9,993
Hotel	28,555	30,261	32,356	32,707	21,538	22,980	24,195	23,644	7,017	7,281	8,161	9,063
5-Star	12,166	16,005	16,342	17,231	10,368	14,152	14,173	14,390	1,798	1,853	2,169	2,841
4-Star	15,005	12,162	12,871	12,460	10,903	7,962	8,384	7,945	4,102	4,200	4,487	4,515
3-Star	1,323	1,964	2,927	2,844	206	736	1,422	1,137	1,117	1,228	1,505	1,707
2-Star	61	130	216	172	61	130	216	172				
Other collective accommodation ⁽¹⁾	1,543	935	2,211	1,398	1,007	377	1,111	468	536	558	1,100	930

Table 6. Non-resident arrivals classified by type of collective accommodation, at regional level*

	MALTA				Malta				Gozo & Comino			
	July		August		July		August		July		August	
	2007	2008	2007	2008	2007	2008	2007	2008	2007	2008	2007	2008
Total	128,141	123,863	128,865	126,539	122,897	118,924	122,736	120,887	5,243	4,939	6,129	5,652
Hotel	110,386	108,470	111,418	110,342	105,578	103,927	105,960	105,129	4,807	4,543	5,458	5,213
5-Star	24,443	23,450	25,453	26,220	23,183	22,426	23,851	24,877	1,260	1,024	1,602	1,343
4-Star	50,152	51,376	51,818	53,596	47,326	48,393	48,603	50,435	2,826	2,983	3,215	3,161
3-Star	32,718	30,807	32,265	27,130	31,996	30,271	31,624	26,421	721	536	641	709
2-Star	3,073	2,837	1,882	3,396	3,073	2,837	1,882	3,396				
Other collective accommodation ⁽¹⁾	17,755	15,393	17,447	16,197	17,319	14,997	16,776	15,758	436	396	671	439

Table 7. Non-resident nights spent classified by type of collective accommodation, at regional level*

	MALTA				Malta				Gozo & Comino			
	July		August		July		August		July		August	
	2007	2008	2007	2008	2007	2008	2007	2008	2007	2008	2007	2008
Total	1,073,425	984,699	1,105,106	1,015,426	1,039,351	954,279	1,070,271	980,388	34,075	30,420	34,835	35,038
Hotel	909,180	829,217	948,306	859,631	877,680	800,178	915,770	826,300	31,500	29,039	32,536	33,331
5-Star	150,630	150,533	179,039	186,669	142,216	143,861	168,714	178,554	8,414	6,672	10,325	8,115
4-Star	420,145	423,080	446,282	427,900	400,377	402,920	426,951	405,556	19,768	20,160	19,331	22,344
3-Star	323,881	242,097	310,051	231,972	320,563	239,890	307,171	229,100	3,318	2,207	2,880	2,872
2-Star	14,524	13,507	12,934	13,090	14,524	13,507	12,934	13,090				
Other collective accommodation ⁽¹⁾	164,245	155,482	156,800	155,795	161,671	154,101	154,501	154,088	2,575	1,381	2,299	1,707

*see NUTS classification on page 9

⁽¹⁾ Comprises guesthouses, holiday complexes and hostels

Table 8. Total arrivals classified by type of collective accommodation, at regional level*

	MALTA				Malta				Gozo & Comino			
	July		August		July		August		July		August	
	2007	2008	2007	2008	2007	2008	2007	2008	2007	2008	2007	2008
Total	138,763	134,821	139,646	137,495	130,189	126,676	129,433	127,964	8,573	8,145	10,213	9,531
Hotel	120,375	119,041	121,316	120,850	112,445	111,519	112,184	112,068	7,929	7,522	9,132	8,782
5-Star	28,636	28,996	29,524	31,259	26,738	27,297	27,285	29,128	1,898	1,699	2,239	2,131
4-Star	55,224	55,572	56,442	57,903	50,499	50,834	50,968	52,763	4,725	4,738	5,474	5,140
3-Star	33,404	31,550	33,344	28,223	32,097	30,465	31,925	26,712	1,306	1,085	1,419	1,511
2-Star	3,111	2,923	2,006	3,465	3,111	2,923	2,006	3,465				
Other collective accommodation ⁽¹⁾	18,388	15,780	18,330	16,645	17,744	15,157	17,249	15,896	644	623	1,081	749

Table 9. Total nights spent classified by type of collective accommodation, at regional level*

	MALTA				Malta				Gozo & Comino			
	July		August		July		August		July		August	
	2007	2008	2007	2008	2007	2008	2007	2008	2007	2008	2007	2008
Total	1,103,523	1,015,895	1,139,673	1,049,531	1,061,896	977,636	1,095,577	1,004,500	41,628	38,259	44,096	45,031
Hotel	937,735	859,478	980,662	892,338	899,218	823,158	939,965	849,944	38,517	36,320	40,697	42,394
5-Star	162,796	166,538	195,381	203,900	152,584	158,013	182,887	192,944	10,212	8,525	12,494	10,956
4-Star	435,150	435,242	459,153	440,360	411,280	410,882	435,335	413,501	23,870	24,360	23,818	26,859
3-Star	325,204	244,061	312,978	234,816	320,769	240,626	308,593	230,237	4,435	3,435	4,385	4,579
2-Star	14,585	13,637	13,150	13,262	14,585	13,637	13,150	13,262				
Other collective accommodation ⁽¹⁾	165,788	156,417	159,011	157,193	162,678	154,478	155,612	154,556	3,111	1,939	3,399	2,637

*see NUTS classification on page 9

Table 10. Number of bedrooms and bed-places by hotel category and other type of accommodation for active and dormant accommodation establishments

Regional Classification*	Collective Accommodation Establishments	July 2007			July 2008			August 2007			August 2008		
		No. of establishments	No. of bedrooms	No. of bed-places	No. of establishments	No. of bedrooms	No. of bed-places	No. of establishments	No. of bedrooms	No. of bed-places	No. of establishments	No. of bedrooms	No. of bed-places
MALTA	Total	166	18,176	40,829	162	18,253	39,818	167	18,388	41,244	162	18,223	39,301
	Hotel	106	15,175	33,825	102	15,311	32,935	108	15,588	34,467	102	15,327	32,345
	5-Star	13	2,911	6,049	15	3,534	7,369	14	3,000	6,486	15	3,532	7,500
	4-Star	40	7,041	15,314	41	7,276	15,174	41	7,205	15,753	41	7,296	15,245
	3-Star	43	4,876	11,745	38	4,177	9,693	43	5,055	11,512	38	4,177	8,898
	2-Star	10	347	717	8	324	699	10	328	716	8	322	702
	Guesthouse	25	350	689	24	292	676	25	289	691	24	292	677
	Holiday Complex	29	2,267	5,471	29	2,162	5,265	28	2,127	5,242	29	2,180	5,254
	Hostel	6	384	844	7	488	942	6	384	844	7	424	1,025
Malta	Total	149	17,322	39,167	145	17,418	38,089	150	17,593	39,593	145	17,388	37,572
	Hotel	96	14,476	32,353	92	14,574	31,397	98	14,888	33,009	92	14,590	30,807
	5-Star	11	2,708	5,626	13	3,329	6,942	12	2,795	6,059	13	3,327	7,073
	4-Star	35	6,632	14,445	36	6,831	14,252	36	6,797	14,902	36	6,851	14,323
	3-Star	40	4,789	11,565	35	4,090	9,504	40	4,968	11,332	35	4,090	8,709
	2-Star	10	347	717	8	324	699	10	328	716	8	322	702
	Guesthouse	20	237	567	19	239	569	20	236	566	19	239	570
	Holiday Complex	28	2,229	5,411	28	2,124	5,195	27	2,089	5,182	28	2,142	5,184
	Hostel	5	380	836	6	481	928	5	380	836	6	417	1,011
Gozo & Comino	Total	17	854	1,662	17	835	1,729	17	798	1,651	17	835	1,729
	Hotel	10	699	1,472	10	737	1,538	10	700	1,458	10	737	1,538
	5-Star	2	203	423	2	205	427	2	205	427	2	205	427
	4-Star	5	409	869	5	445	922	5	408	851	5	445	922
	3-Star	3	87	180	3	87	189	3	87	180	3	87	189
	2-Star												
	Guesthouse	5	113	122	5	53	107	5	53	125	5	53	107
	Holiday Complex	1	38	60	1	38	70	1	38	60	1	38	70
	Hostel	1	4	8	1	7	14	1	7	8	1	7	14

*see NUTS classification on page 9

Methodological Notes

Survey on collective accommodation establishments

1. In this release the figures for July 2008 should be considered as a second estimate while those relating to August 2008 are a first estimate - thus subject to minor revisions in the following release.
2. The survey is distributed monthly to all collective accommodation establishments namely hotels, apart-hotels, guesthouses, tourist villages and hostels.
3. The objective of the survey is to estimate the utilisation rate of bed-places of all collective accommodation establishments in Malta and Gozo as occupied by residents, giving an indication of domestic tourism, and non-residents. The variables collected from the survey are as follows:
 - Number of residents
 - Number of non-residents
 - Nights spent by residents
 - Nights spent by non-residents
 - Number of bedrooms
 - Number of bed-places
 - Number of days the establishment was closed during the month

The collection of the above variables and the calculation of occupancy levels satisfy sections A and B of EU directive 95/57/EC.

4. These statistics should be considered as current and subject to revision. A last and final revision is normally carried out after the lapse of one year from the reference month.
5. Definitions
 - *Residents* are Maltese/Goitan residents who check in (out) of a collective accommodation establishment. A person is considered to be resident in a country if the person:
 - (a) has lived for most of the past year or 12 months in that country;
 - (b) has lived in that country for a shorter period and intends to return within 12 months to live in that country.
 - *Non-residents* are foreigners who do not necessarily follow the definition of a tourist and check in (out) of a collective accommodation establishment.
 - *Domestic tourism* is the tourism of resident visitors within the economic territory of the country of residence.
 - *Total arrivals* are the number of residents and non-residents altogether.
 - *A night spent by residents / non-residents* is each night a guest actually spends (sleeps or stays) or is registered (his/her physical presence there being unnecessary) in a collective accommodation establishment.
 - *A bedroom* is the unit formed by one room or groups of rooms constituting an indivisible rental whole in an accommodation establishment or dwelling.
 - *A bed-place* in an establishment is determined by the number of persons who can stay overnight in the bed set-up in the establishment, not taking into account any extra beds that may be provided to clients on request.
 - *Net use of bed-places* is the net occupancy rate calculated for all active accommodation establishments net of seasonal closures and other temporary closures for decoration, police order, etc.
 - *Gross use of bed-places* is the gross occupancy rate calculated for all active and dormant collective accommodation establishments.

6. Response Rate

July	95.0%
August	96.3%

NUTS classification

The Nomenclature of Territorial Units for Statistics (NUTS) is a common classification that is used to provide a single uniform breakdown of territorial units for the production of regional statistics with regard to the European Union. It was adopted on 26 May 2003 by means of a Regulation¹ of the European Parliament and of the Council.

¹ (EC) No. 1059/2003

NUTS levels					
Administrative area	I (National)	II (National)	III (Regional)	IV (District)	V (Locality)
MALTA	x	x	x	x	x
Malta			x		
Gozo & Comino			x		
Southern Harbour				x	
Northern Harbour				x	
South Eastern				x	
Western				x	
Northern				x	
Gozo & Comino				x	

COMPOSITION OF DISTRICTS - NUTS level V

Southern Harbour: Valletta, Birgu, Isla, Bormla, Żabbar, Fgura, Floriana, Kalkara, Luqa, Marsa Paola, Santa Luċija, Tarxien, Xgħajra.

Northern Harbour: Qormi, B'Kara, Gżira, Ħamrun, Msida, Pembroke, Pieta, San Ġiljan, San Ġwann, Santa Venera, Sliema, Swieqi, Ta' Xbiex.

South Eastern: Żejtun, B'Bugia, Gudja, Ghaxaq, Kirkop, M'Scala, M'Xlokk, Mqabba, Qrendi, Safi, Żurrieq.

Western: Mdina, Żebbuġ, Siġġiewi, Attard, Balzan, Dingli, Iklin, Lija, Rabat, Mtarfa.

Northern: Għarghur, Mellieħa, Mġarr, Mosta, Naxxar, San Pawl il-Baħar.

Gozo and Comino: Rabat, Fontana, G'Sielem & Comino, Għarb, Għasri, Kerċem, Munxar, Nadur, Qala, San Lawrenz, Sannat, Xgħira, Xewkija, Żebbuġ.