

News Release



Date: 25 March 2008
No. : 47/2008
Time of release: 11.00 hrs

Cut-off date for data presented:
20 March 2008

Theme:
Industry and Services

Compiled by:
Tourism Statistics Unit
e-mail: tourism.nso@gov.mt
Tel: 25997329

The monthly calendar of NSO News Releases may be consulted on the Office's website at www.nso.gov.mt

Tourism

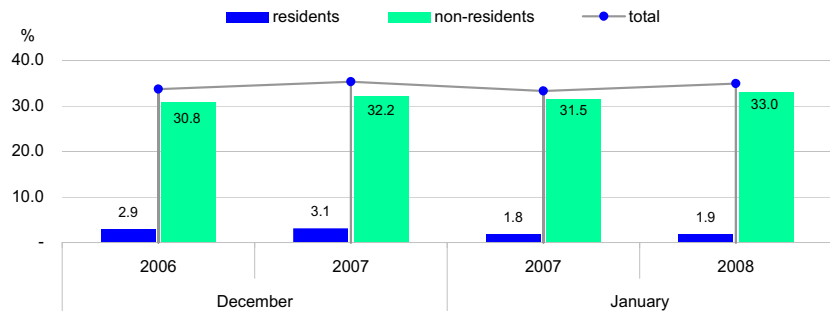
Collective accommodation establishments: January 2008

In January 2008 bed-place occupancy in collective accommodation establishments went up by 1.6 percentage points when compared to the corresponding month in 2007.

Occupancy trends

The overall occupancy rate in collective accommodation establishments (net use) went up by 1.6 percentage points in January 2008 when compared to the same month a year earlier, to stand at 34.9 per cent. The increase in the net use rate does not appear to be on a level with the increase in guest-nights mainly on account of the fact that various collective accommodation establishments that are normally dormant in January remained active.

Chart 1. Net occupancy rates in collective accommodation establishments: December 2007-January 2008



Length of stay and nights spent

In January 2008, total nights spent in collective accommodation establishments were recorded at 379,041, an increase of 8.0 per cent over the corresponding month in 2007. Year on year, the average length of stay in collective accommodation establishments decreased by 1.2 nights to 6.5 nights.

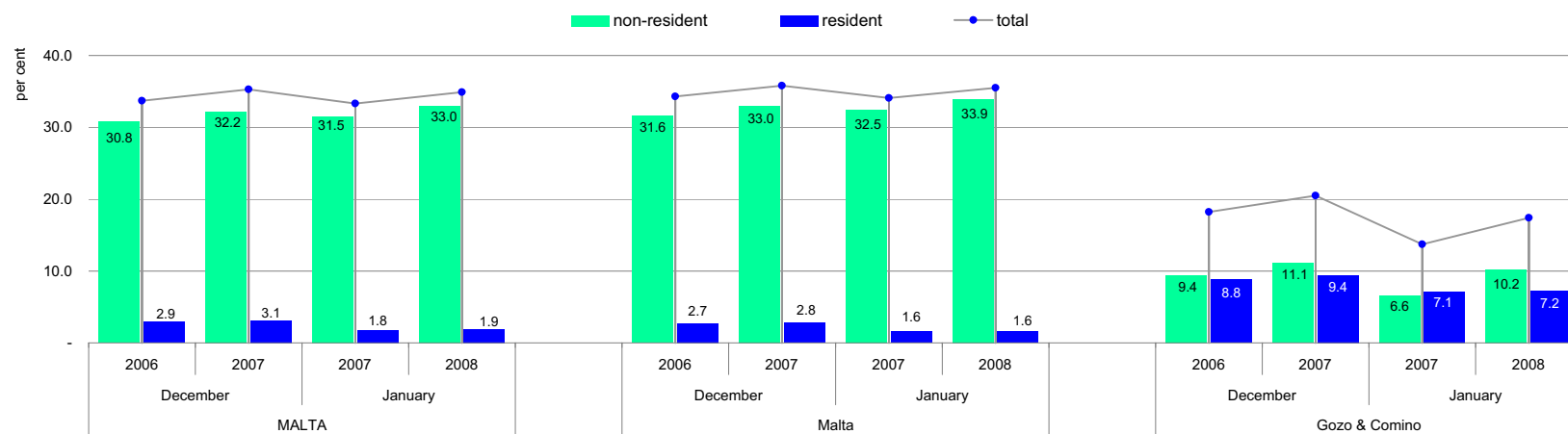
Regional overview

Accounting for 95.5 per cent of the national bed-stock, the overall supply of bed-places in the Malta region stood at 36,195 beds, implying a decrease of 1.7 per cent when compared to the same month in 2007 (see Table 10). On an annual basis, the net use of bed-places in the island of Malta went up by 1.4 percentage points to 35.5 per cent (see Table 2). Year on year, the average length of stay decreased by 1.2 nights to 6.7 nights. Nights spent by non-residents accounted for 95.4 per cent of total guest-nights in Malta.

In Gozo and Comino, the overall supply of bed-places stood at 1,715 beds, an increase of 5.2 per cent over the comparable month a year earlier. The net use of bed-places in January was 17.4 per cent, an increase of 3.7 percentage points over the same month in 2007. The average length of stay stood at 2.6 nights, an increase of 0.1 nights. Nights spent by non-residents accounted for 58.4 per cent of total guest-nights in Gozo ■

National Statistics Office
Library & Information Unit
Lascaris, Valletta VLT 2000, Malta
Tel: (+356) 25997219
Fax: (+356) 25997205
e-mail: nso@gov.mt
<http://www.nso.gov.mt>

Chart 2. Net use of bed-places in collective accommodation establishments by residents and non-residents, at regional level*



*see NUTS classification on page 9

Table 1. Net use of bed-places by residents and non-residents classified by type of accommodation category - MALTA

	Non-residents				Residents				#	Total			
	December		January		December		January			December		January	
	2006	2007	2007	2008	2006	2007	2007	2008		2006	2007	2007	2008
Total	30.8	32.2	31.5	33.0	2.9	3.1	1.8	1.9		33.7	35.3	33.3	34.9
Hotel	31.8	33.4	31.8	34.0	3.1	3.5	2.0	2.1		34.9	36.9	33.8	36.1
5-Star	27.3	29.7	23.2	30.0	6.0	6.0	3.5	3.2		33.3	35.7	26.7	33.2
4-Star	35.4	37.5	37.3	39.4	3.6	4.0	2.4	2.3		39.0	41.5	39.7	41.7
3-Star	29.7	30.4	29.4	28.0	0.4	0.8	0.4	0.8		30.1	31.2	29.8	28.8
2-Star	16.0	14.8	14.8	27.0	2.4	0.8	1.6	0.8		18.4	15.6	16.4	27.8
Other collective accommodation ⁽¹⁾	26.1	26.4	30.3	27.6	1.9	1.1	0.8	0.6		28.0	27.5	31.1	28.2
Guesthouse	38.9	29.8	30.5	18.5	0.4	0.3	0.8	0.0		39.3	30.1	31.3	18.5
Holiday Complex ⁽²⁾	22.4	23.0	28.8	26.9	2.3	1.3	0.8	0.7		24.7	24.3	29.6	27.6
Hostel	42.2	42.5	41.2	37.8	0.7	0.6	0.5	0.8		42.9	43.1	41.7	38.6

⁽¹⁾ Comprises guesthouses, holiday complexes and hostels

⁽²⁾ Aparthotels and tourist villages

Table 2. Net use of bed-places by residents and non-residents classified by type of accommodation category - Malta

	Non-residents				#	Residents				Total			
	December		January			December		January		December		January	
	2006	2007	2007	2008		2006	2007	2007	2008	2006	2007	2007	2008
Total	31.6	33.0	32.5	33.9		2.7	2.8	1.6	1.6	34.3	35.8	34.1	35.5
Hotel	32.7	34.3	32.8	35.1		2.8	3.2	1.8	1.9	35.5	37.5	34.6	37.0
5-Star	28.6	30.9	24.5	31.3		5.9	6.0	3.4	3.1	34.5	36.9	27.9	34.4
4-Star	36.5	38.6	38.5	40.8		3.3	3.7	2.2	2.1	39.8	42.3	40.7	42.9
3-Star	30.1	30.8	30.0	28.2		0.2	0.4	0.2	0.5	30.3	31.2	30.2	28.7
2-Star	16.0	14.8	14.8	27.0		2.4	0.8	1.6	0.8	18.4	15.6	16.4	27.8
Other collective accommodation ⁽¹⁾	26.4	26.9	30.8	27.9		1.9	1.0	0.7	0.6	28.3	27.9	31.5	28.5

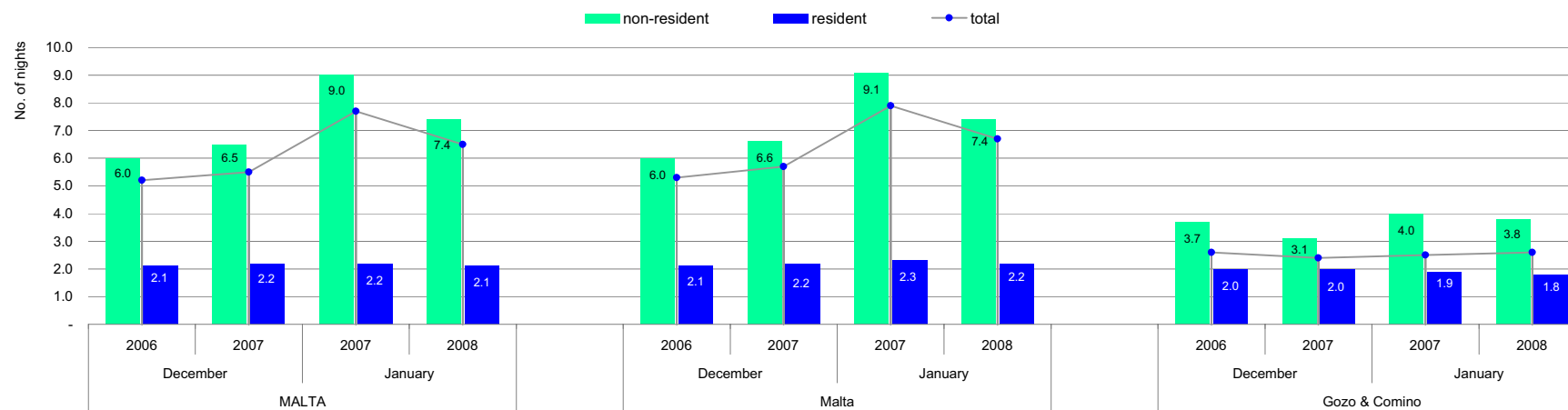
3

Table 3. Net use of bed-places by residents and non-residents classified by type of accommodation category - Gozo & Comino

	Non-residents				#	Residents				Total			
	December		January			December		January		December		January	
	2006	2007	2007	2008		2006	2007	2007	2008	2006	2007	2007	2008
Total	9.4	11.1	6.6	10.2		8.8	9.4	7.1	7.2	18.2	20.5	13.7	17.4
Hotel	9.4	11.6	6.2	10.2		9.3	10.1	7.6	7.5	18.7	21.7	13.8	17.7
5-Star	11.7	12.3	7.7	10.9		6.9	6.0	4.4	4.3	18.6	18.3	12.1	15.2
4-Star	8.4	11.7	6.1	9.0		10.7	10.6	8.4	7.6	19.1	22.3	14.5	16.6
3-Star	7.0	9.8	2.8	13.5		10.8	18.3	12.8	17.5	17.8	28.1	15.6	31.0
2-Star													
Other collective accommodation ⁽¹⁾	9.6	7.6	9.5	10.1		3.3	4.1	3.5	4.0	12.9	11.7	13.0	14.1

⁽¹⁾ Comprises guesthouses, holiday complexes and hostels

Chart 3. Average length of stay in collective accommodation establishments by resident and non-resident arrivals, at regional level*



*see NUTS classification on page 9

4

Table 4. Resident arrivals classified by type of accommodation category, at regional level*

	MALTA				Malta				Gozo & Comino			
	December		January		December		January		December		January	
	2006	2007	2007	2008	2006	2007	2007	2008	2006	2007	2007	2008
Total	15,573	16,016	8,564	9,501	13,813	14,038	7,150	7,910	1,760	1,978	1,414	1,591
Hotel	13,998	15,001	8,142	8,963	12,284	13,089	6,765	7,409	1,714	1,912	1,377	1,554
5-Star	4,582	5,193	2,453	2,572	4,174	4,852	2,169	2,319	408	341	284	253
4-Star	8,574	8,593	5,124	5,564	7,679	7,616	4,392	4,695	895	977	732	869
3-Star	774	1,119	527	755	363	525	166	323	411	594	361	432
2-Star	68	96	38	72	68	96	38	72				
Other collective accommodation ⁽¹⁾	1,575	1,015	422	538	1,529	949	385	501	46	66	37	37

⁽¹⁾ Comprises guesthouses, holiday complexes and hostels

Table 5. Resident nights spent classified by type of accommodation category, at regional level*

	MALTA				Malta				Gozo & Comino			
	December		January		December		January		December		January	
	2006	2007	2007	2008	2006	2007	2007	2008	2006	2007	2007	2008
Total	32,095	34,497	19,145	20,126	28,654	30,605	16,454	17,187	3,441	3,892	2,691	2,939
Hotel	28,406	32,402	17,626	18,986	25,072	28,720	15,086	16,177	3,334	3,682	2,540	2,809
5-Star	10,427	12,111	6,008	6,506	9,509	11,312	5,442	5,939	918	799	566	567
4-Star	16,397	18,109	10,266	10,507	14,505	16,249	9,009	9,003	1,892	1,860	1,257	1,504
3-Star	1,200	2,027	1,101	1,848	676	1,004	384	1,110	524	1,023	717	738
2-Star	382	155	251	125	382	155	251	125				
Other collective accommodation ⁽¹⁾	3,689	2,095	1,519	1,140	3,582	1,885	1,368	1,010	107	210	151	130

Table 6. Non-resident arrivals classified by type of collective accommodation, at regional level*

	MALTA				Malta				Gozo & Comino			
	December		January		December		January		December		January	
	2006	2007	2007	2008	2006	2007	2007	2008	2006	2007	2007	2008
Total	57,345	55,282	36,976	48,729	56,346	53,768	36,353	47,646	999	1,514	623	1,083
Hotel	52,521	50,351	32,857	44,809	51,623	48,953	32,337	43,835	898	1,398	520	974
5-Star	12,971	13,354	8,804	14,222	12,630	12,926	8,609	13,903	341	428	195	319
4-Star	25,393	22,924	15,503	20,264	24,937	22,196	15,246	19,811	456	728	257	453
3-Star	13,537	13,259	7,939	9,563	13,436	13,017	7,871	9,361	101	242	68	202
2-Star	620	814	611	760	620	814	611	760				
Other collective accommodation ⁽¹⁾	4,824	4,931	4,119	3,920	4,723	4,815	4,016	3,811	101	116	103	109

Table 7. Non-resident nights spent classified by type of collective accommodation, at regional level*

	MALTA				Malta				Gozo & Comino			
	December		January		December		January		December		January	
	2006	2007	2007	2008	2006	2007	2007	2008	2006	2007	2007	2008
Total	343,844	360,902	331,798	358,915	340,160	356,273	329,311	354,788	3,684	4,629	2,487	4,127
Hotel	294,259	309,649	273,614	310,002	290,889	305,415	271,535	306,203	3,370	4,234	2,079	3,799
5-Star	47,511	59,409	40,289	60,975	45,962	57,781	39,284	59,537	1,549	1,628	1,005	1,438
4-Star	161,472	169,438	158,078	177,091	159,988	167,379	157,163	175,299	1,484	2,059	915	1,792
3-Star	82,736	78,088	72,963	67,676	82,399	77,541	72,804	67,107	337	547	159	569
2-Star	2,540	2,714	2,284	4,260	2,540	2,714	2,284	4,260				
Other collective accommodation ⁽¹⁾	49,585	51,253	58,184	48,913	49,271	50,858	57,776	48,585	314	395	408	328

*see NUTS classification on page 9

⁽¹⁾ Comprises guesthouses, holiday complexes and hostels

Table 8. Total arrivals classified by type of collective accommodation, at regional level*

	MALTA				Malta				Gozo & Comino			
	December		January		December		January		December		January	
	2006	2007	2007	2008	2006	2007	2007	2008	2006	2007	2007	2008
Total	72,918	71,298	45,540	58,230	70,159	67,806	43,503	55,556	2,759	3,492	2,037	2,674
Hotel	66,519	65,352	40,999	53,772	63,907	62,042	39,102	51,244	2,612	3,310	1,897	2,528
5-Star	17,553	18,547	11,257	16,794	16,804	17,778	10,778	16,222	749	769	479	572
4-Star	33,967	31,517	20,627	25,828	32,616	29,812	19,638	24,506	1,351	1,705	989	1,322
3-Star	14,311	14,378	8,466	10,318	13,799	13,542	8,037	9,684	512	836	429	634
2-Star	688	910	649	832	688	910	649	832				
Other collective accommodation ⁽¹⁾	6,399	5,946	4,541	4,458	6,252	5,764	4,401	4,312	147	182	140	146

Table 9. Total nights spent classified by type of collective accommodation, at regional level*

	MALTA				Malta				Gozo & Comino			
	December		January		December		January		December		January	
	2006	2007	2007	2008	2006	2007	2007	2008	2006	2007	2007	2008
Total	375,939	395,399	350,943	379,041	368,814	386,878	345,765	371,975	7,125	8,521	5,178	7,066
Hotel	322,665	342,051	291,240	328,988	315,961	334,135	286,621	322,380	6,704	7,916	4,619	6,608
5-Star	57,938	71,520	46,297	67,481	55,471	69,093	44,726	65,476	2,467	2,427	1,571	2,005
4-Star	177,869	187,547	168,344	187,598	174,493	183,628	166,172	184,302	3,376	3,919	2,172	3,296
3-Star	83,936	80,115	74,064	69,524	83,075	78,545	73,188	68,217	861	1,570	876	1,307
2-Star	2,922	2,869	2,535	4,385	2,922	2,869	2,535	4,385				
Other collective accommodation ⁽¹⁾	53,274	53,348	59,703	50,053	52,853	52,743	59,144	49,595	421	605	559	458

*see NUTS classification on page 9

Table 10. Number of bedrooms and bed-places by hotel category and other type of accommodation for active and dormant accommodation establishments

Regional Classification*	Collective Accommodation Establishments	December 2006			December 2007			January 2007			January 2008		
		No. of establishments	No. of bedrooms	No. of bed-places	No. of establishments	No. of bedrooms	No. of bed-places	No. of establishments	No. of bedrooms	No. of bed-places	No. of establishments	No. of bedrooms	No. of bed-places
MALTA	Total	179	18,895	39,494	162	17,528	38,050	167	18,307	38,445	162	17,724	37,910
	Hotel	115	16,005	32,687	103	14,778	30,787	106	15,409	31,625	103	14,876	31,038
	5-Star	13	2,914	5,608	15	3,193	6,461	13	2,910	5,598	15	3,240	6,557
	4-Star	43	7,572	15,446	41	7,232	14,995	41	7,316	15,106	41	7,270	15,067
	3-Star	48	5,177	10,902	39	4,066	8,680	43	4,876	10,293	39	4,079	8,767
	2-Star	11	342	731	8	287	651	9	307	628	8	287	647
	Guesthouse	28	335	757	24	285	672	26	305	721	24	383	881
	Holiday Complex	30	2,210	5,366	28	2,047	5,685	29	2,248	5,425	28	2,047	5,085
	Hostel	6	345	684	7	418	906	6	345	674	7	418	906
Malta	Total	161	18,015	37,708	145	16,732	36,404	150	17,515	36,814	145	16,889	36,195
	Hotel	104	15,229	31,094	93	14,077	29,332	96	14,712	30,186	93	14,136	29,509
	5-Star	11	2,709	5,181	13	2,988	6,034	11	2,709	5,179	13	3,035	6,130
	4-Star	38	7,163	14,596	36	6,823	14,147	36	6,907	14,266	36	6,822	14,145
	3-Star	44	5,015	10,586	36	3,979	8,500	40	4,789	10,113	36	3,992	8,587
	2-Star	11	342	731	8	287	651	9	307	628	8	287	647
	Guesthouse	23	273	632	19	232	559	21	252	597	19	330	773
	Holiday Complex	29	2,172	5,306	27	2,009	5,615	28	2,210	5,365	27	2,009	5,015
	Hostel	5	341	676	6	414	898	5	341	666	6	414	898
Gozo & Comino	Total	18	880	1,786	17	796	1,646	17	792	1,631	17	835	1,715
	Hotel	11	776	1,593	10	701	1,455	10	697	1,439	10	740	1,529
	5-Star	2	205	427	2	205	427	2	201	419	2	205	427
	4-Star	5	409	850	5	409	848	5	409	840	5	448	922
	3-Star	4	162	316	3	87	180	3	87	180	3	87	180
	2-Star												
	Guesthouse	5	62	125	5	53	113	5	53	124	5	53	108
	Holiday Complex	1	38	60	1	38	70	1	38	60	1	38	70
	Hostel	1	4	8	1	4	8	1	4	8	1	4	8

*see NUTS classification on page 9

Methodological Notes

Survey on collective accommodation establishments

1. In this release the figures for December 2007 should be considered as second estimate while those relating to January 2008 are a first estimate - thus subject to minor revisions in the following release.
2. The survey is distributed monthly to all collective accommodation establishments namely hotels, apart-hotels, guesthouses, tourist villages and hostels.
3. The objective of the survey is to estimate the utilization rate of bed-places of all collective accommodation establishments in Malta and Gozo as occupied by residents, giving an indication of domestic tourism, and non-residents. The variables collected from the survey are as follows:
 - Number of residents
 - Number of non-residents
 - Nights spent by residents
 - Nights spent by non-residents
 - Number of bedrooms
 - Number of bed-places
 - Number of days the establishment was closed during the month

The collection of the above variables and the calculation of occupancy levels satisfy sections A and B of EU directive 95/57/EC.

4. These statistics should be considered as current and subject to revision. A last and final revision is normally carried out after the lapse of one year from the reference month.
5. Definitions
 - *Residents* are Maltese/Gozitan residents who check in (out) of a collective accommodation establishment. A person is considered to be resident in a country if the person:
 - (a) has lived for most of the past year or 12 months in that country;
 - (b) has lived in that country for a shorter period and intends to return within 12 months to live in that country.
 - *Non-residents* are foreigners who do not necessarily follow the definition of a tourist and check in (out) of a collective accommodation establishment.
 - *Domestic tourism* is the tourism of resident visitors within the economic territory of the country of residence.
 - *Total arrivals* are the number of residents and non-residents altogether.
 - *A night spent by residents / non-residents* is each night a guest actually spends (sleeps or stays) or is registered (his/her physical presence there being unnecessary) in a collective accommodation establishment.
 - A *bedroom* is the unit formed by one room or groups of rooms constituting an indivisible rental whole in an accommodation establishment or dwelling.
 - A *bed-place* in an establishment is determined by the number of persons who can stay overnight in the bed set up in the establishment, ignoring any extra beds that may be set up by customer request.
 - *Net use of bed-places* is the net occupancy rate calculated for all active accommodation establishments net of seasonal closures and other temporary closures for decoration, police order, etc.
 - *Gross use of bed-places* is the gross occupancy rate calculated for all active and dormant collective accommodation establishments.

Response Rate

December	95.6%
January	94.7%

NUTS classification

The Nomenclature of Territorial Units for Statistics (NUTS) is a common classification that is used to provide a single uniform breakdown of territorial units for the production of regional statistics with regard to the European Union. It was adopted on 26 May 2003 by means of a Regulation¹ of the European Parliament and of the Council.

¹ (EC) No. 1059/2003

NUTS levels					
Administrative area	I (National)	II (National)	III (Regional)	IV (District)	V (Locality)
MALTA	x	x	x	x	x
Malta			x		
Gozo & Comino			x		
Southern Harbour				x	
Northern Harbour				x	
South Eastern				x	
Western				x	
Northern				x	
Gozo & Comino				x	

COMPOSITION OF DISTRICTS - NUTS level V

Southern Harbour: Valletta, Birgu, Isla, Bormla, Żabbar, Fgura, Floriana, Kalkara, Luqa, Marsa Paola, Santa Luċija, Tarxien, Xgħajra.

Northern Harbour: Qormi, B'Kara, Gżira, Ħamrun, Msida, Pembroke, Pieta, San Ġiljan, San Ġwann, Santa Venera, Sliema, Swieqi, Ta' Xbiex.

South Eastern: Żejtun, B'Bugia, Gudja, Għaxaq, Kirkop, M'Scala, M'Xlokk, Mqabba, Qrendi, Safi, Żurrieq.

Western: Mdina, Żebbuġ, Siġġiewi, Attard, Balzan, Dingli, Iklin, Lija, Rabat, Mtarfa.

Northern: Għargħur, Mellieħa, Mgarr, Mosta, Naxxar, San Pawl il-Baħar.

Gozo and Comino: Rabat, Fontana, G'Sielem & Comino, Għarb, Għasri, Kerċem, Munxar, Nadur, Qala, San Lawrenz, Sannat, Xagħra, Xewkija, Żebbuġ.