

News Release



Date: 24 April 2008
No. : 72/2008
Time of release: 11.00 hrs

Cut-off date for data presented:
20 March 2008

Theme:
Industry and Services

Compiled by:
Tourism Statistics Unit
e-mail: tourism.nso@gov.mt
Tel: 25997329

The monthly calendar of NSO News Releases may be consulted on the Office's website at www.nso.gov.mt

Tourism

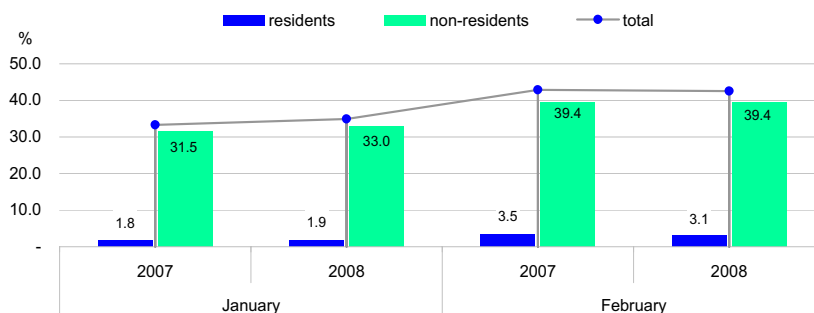
Collective accommodation establishments: February 2008

In February 2008 bed-place occupancy in collective accommodation establishments went down by 0.4 percentage points when compared to the corresponding month in 2007.

Occupancy trends

The overall occupancy rate in collective accommodation establishments (net use) went down by 0.4 percentage points in February 2008 when compared to the same month a year earlier, to stand at 42.5 per cent (see Table 1).

Chart 1. Net occupancy rates in collective accommodation establishments: January - February 2008



Length of stay and nights spent

In February 2008, total nights spent in collective accommodation establishments were recorded at 446,538, an increase of 11.4 per cent over the corresponding month in 2007 (see Table 9). Year on year, the average length of stay in collective accommodation establishments decreased by 0.2 nights to 5.9 nights (see Chart 3).

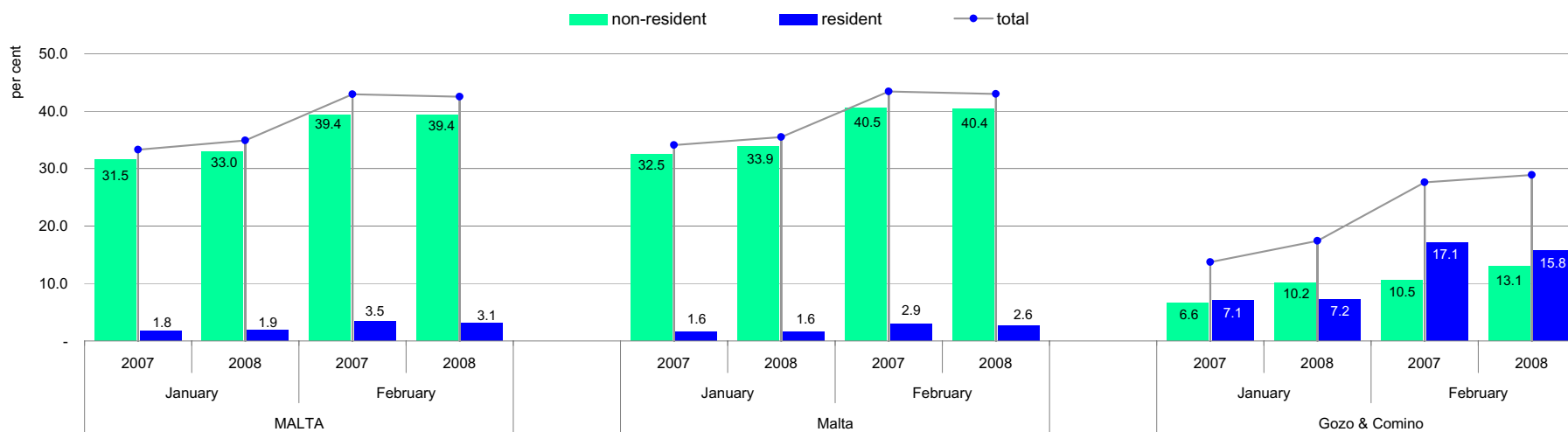
Regional overview

Accounting for 95.5 per cent of the national bed-stock, the overall supply of bed-places in the Malta region stood at 36,520 beds, implying a decrease of 1.2 per cent when compared to the same month in 2007 (see Table 10). On an annual basis, the net use of bed-places in the island of Malta went down by 0.4 percentage points to 43.0 per cent (see Table 2). Year on year, the average length of stay decreased by 0.2 nights to 6.1 nights. Nights spent by non-residents accounted for 94.0 per cent of total guest-nights in Malta.

In Gozo and Comino, the overall supply of bed-places stood at 1,720 beds, an increase of 5.5 per cent over the comparable month a year earlier (see Table 10). The net use of bed-places in February was 28.9 per cent, an increase of 1.3 percentage points over the same month in 2007 (see Table 2). The average length of stay stood at 2.3 nights, equal to that of February 2007. Nights spent by non-residents accounted for 45.3 per cent of total guest-nights in Gozo ■

National Statistics Office
Library & Information Unit
Lascaris, Valletta CMR 02, Malta
Tel: (+356) 25997219
Fax: (+356) 25997205
e-mail: nso@gov.mt
<http://www.nso.gov.mt>

Chart 2. Net use of bed-places in collective accommodation establishments by residents and non-residents, at regional level*



*see NUTS classification on page 9

Table 1. Net use of bed-places by residents and non-residents classified by type of accommodation category - MALTA

	Non-residents				Residents				Total			
	January		February		January		February		January		February	
	2007	2008	2007	2008	2007	2008	2007	2008	2007	2008	2007	2008
Total	31.5	33.0	39.4	39.4	1.8	1.9	3.5	3.1	33.3	34.9	42.9	42.5
Hotel	31.8	33.8	40.1	40.6	2.0	2.1	3.9	3.5	33.8	35.9	44.0	44.1
5-Star	23.2	29.9	34.5	32.3	3.5	3.2	4.5	3.9	26.7	33.1	39.0	36.2
4-Star	37.3	39.4	48.5	50.5	2.4	2.3	5.1	4.9	39.7	41.7	53.6	55.4
3-Star	29.4	27.1	31.6	32.0	0.4	0.7	1.8	1.1	29.8	27.8	33.4	33.1
2-Star	14.8	27.0	18.8	21.1	1.6	0.8	1.3	0.4	16.4	27.8	20.1	21.5
Other collective accommodation ⁽¹⁾	30.3	28.8	36.0	32.4	0.8	0.7	1.4	0.6	31.1	29.5	37.4	33.0
Guesthouse	30.5	29.2	24.4	22.7	0.8	0.0	0.3	0.6	31.3	29.2	24.7	23.3
Holiday Complex ⁽²⁾	28.8	26.9	35.4	31.8	0.8	0.7	1.7	0.5	29.6	27.6	37.1	32.3
Hostel	41.2	37.8	48.5	41.2	0.5	0.8	0.0	0.7	41.7	38.6	48.5	41.9

⁽¹⁾ Comprises guesthouses, holiday complexes and hostels

⁽²⁾ Aparthotels and tourist villages

Table 2. Net use of bed-places by residents and non-residents classified by type of accommodation category - Malta

	Non-residents				Residents				Total			
	January		February		January		February		January		February	
	2007	2008	2007	2008	2007	2008	2007	2008	2007	2008	2007	2008
Total	32.5	33.9	40.5	40.4	1.6	1.6	2.9	2.6	34.1	35.5	43.4	43.0
Hotel	32.8	34.8	41.5	41.7	1.8	1.8	3.3	3.0	34.6	36.6	44.8	44.7
5-Star	24.5	31.2	36.3	33.4	3.4	3.1	4.1	3.4	27.9	34.3	40.4	36.8
4-Star	38.5	40.8	50.2	52.2	2.2	2.1	4.5	4.3	40.7	42.9	54.7	56.5
3-Star	30.0	27.3	32.2	32.3	0.2	0.5	1.0	0.7	30.2	27.8	33.2	33.0
2-Star	14.8	27.0	18.8	21.1	1.6	0.8	1.3	0.4	16.4	27.8	20.1	21.5
Other collective accommodation ⁽¹⁾	30.8	29.2	36.5	33.0	0.7	0.6	1.3	0.4	31.5	29.8	37.8	33.4

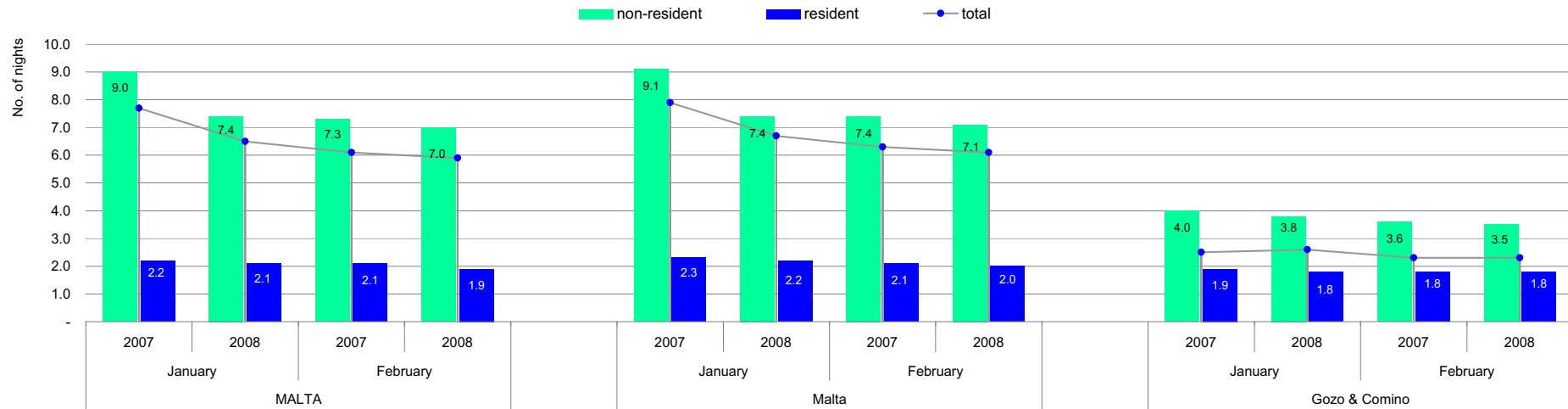
3

Table 3. Net use of bed-places by residents and non-residents classified by type of accommodation category - Gozo & Comino

	Non-residents				Residents				Total			
	January		February		January		February		January		February	
	2007	2008	2007	2008	2007	2008	2007	2008	2007	2008	2007	2008
Total	6.6	10.2	10.5	13.1	7.1	7.2	17.1	15.8	13.7	17.4	27.6	28.9
Hotel	6.2	10.2	10.1	13.5	7.6	7.5	18.5	16.9	13.8	17.7	28.6	30.4
5-Star	7.7	10.9	12.3	14.9	4.4	4.3	10.5	10.8	12.1	15.2	22.8	25.7
4-Star	6.1	9.0	9.3	12.5	8.4	7.6	18.9	18.6	14.5	16.6	28.2	31.1
3-Star	2.8	13.5	7.4	14.0	12.8	17.5	35.9	28.2	15.6	31.0	43.3	42.2
2-Star												
Other collective accommodation ⁽¹⁾	9.5	10.1	14.1	9.7	3.5	4.0	6.0	6.2	13.0	14.1	20.1	15.9

⁽¹⁾ Comprises guesthouses, holiday complexes and hostels

Chart 3. Average length of stay in collective accommodation establishments by resident and non-resident arrivals, at regional level*



*see NUTS classification on page 9

4

Table 4. Resident arrivals classified by type of accommodation category, at regional level*

	MALTA				Malta				Gozo & Comino			
	January		February		January		February		January		February	
	2007	2008	2007	2008	2007	2008	2007	2008	2007	2008	2007	2008
Total	8,564	9,495	15,806	16,930	7,150	7,904	12,450	13,438	1,414	1,591	3,356	3,492
Hotel	8,142	8,957	15,049	16,547	6,765	7,403	11,772	13,139	1,377	1,554	3,277	3,408
5-Star	2,453	2,572	3,566	4,031	2,169	2,319	2,984	3,248	284	253	582	783
4-Star	5,124	5,564	10,170	11,124	4,392	4,695	8,503	9,156	732	869	1,667	1,968
3-Star	527	749	1,274	1,344	166	317	246	687	361	432	1,028	657
2-Star	38	72	39	48	38	72	39	48				
Other collective accommodation ⁽¹⁾	422	538	757	383	385	501	678	299	37	37	79	84

⁽¹⁾ Comprises guesthouses, holiday complexes and hostels

Table 5. Resident nights spent classified by type of accommodation category, at regional level*

	MALTA				Malta				Gozo & Comino			
	January		February		January		February		January		February	
	2007	2008	2007	2008	2007	2008	2007	2008	2007	2008	2007	2008
Total	19,145	20,105	32,444	32,452	16,454	17,166	26,236	26,290	2,691	2,939	6,208	6,162
Hotel	17,626	18,965	30,044	31,516	15,086	16,156	24,069	25,603	2,540	2,809	5,975	5,913
5-Star	6,008	6,506	7,180	7,712	5,442	5,939	5,949	6,369	566	567	1,231	1,343
4-Star	10,266	10,507	18,694	20,882	9,009	9,003	15,757	17,424	1,257	1,504	2,937	3,458
3-Star	1,101	1,827	3,986	2,856	384	1,089	2,179	1,744	717	738	1,807	1,112
2-Star	251	125	184	66	251	125	184	66				
Other collective accommodation ⁽¹⁾	1,519	1,140	2,400	936	1,368	1,010	2,167	687	151	130	233	249

Table 6. Non-resident arrivals classified by type of collective accommodation, at regional level*

	MALTA				Malta				Gozo & Comino			
	January		February		January		February		January		February	
	2007	2008	2007	2008	2007	2008	2007	2008	2007	2008	2007	2008
Total	36,976	48,570	50,348	58,795	36,353	47,487	49,287	57,347	623	1,083	1,061	1,448
Hotel	32,857	44,617	45,200	54,429	32,337	43,643	44,273	53,105	520	974	927	1,324
5-Star	8,804	14,211	15,252	15,276	8,609	13,892	14,945	14,815	195	319	307	461
4-Star	15,503	20,264	20,843	26,583	15,246	19,811	20,379	25,942	257	453	464	641
3-Star	7,939	9,382	8,357	11,530	7,871	9,180	8,201	11,308	68	202	156	222
2-Star	611	760	748	1,040	611	760	748	1,040				
Other collective accommodation ⁽¹⁾	4,119	3,953	5,148	4,366	4,016	3,844	5,014	4,242	103	109	134	124

Table 7. Non-resident nights spent classified by type of collective accommodation, at regional level*

	MALTA				Malta				Gozo & Comino			
	January		February		January		February		January		February	
	2007	2008	2007	2008	2007	2008	2007	2008	2007	2008	2007	2008
Total	331,798	357,572	368,305	414,086	329,311	353,445	364,507	408,978	2,487	4,127	3,798	5,108
Hotel	273,614	308,360	305,772	361,805	271,535	304,561	302,517	357,090	2,079	3,799	3,255	4,715
5-Star	40,289	60,692	54,641	64,317	39,284	59,254	53,202	62,474	1,005	1,438	1,439	1,843
4-Star	158,078	177,091	178,545	213,649	157,163	175,299	177,102	211,328	915	1,792	1,443	2,321
3-Star	72,963	66,317	69,859	80,171	72,804	65,748	69,486	79,620	159	569	373	551
2-Star	2,284	4,260	2,727	3,668	2,284	4,260	2,727	3,668				
Other collective accommodation ⁽¹⁾	58,184	49,212	62,533	52,281	57,776	48,884	61,990	51,888	408	328	543	393

*see NUTS classification on page 9

⁽¹⁾ Comprises guesthouses, holiday complexes and hostels

Table 8. Total arrivals classified by type of collective accommodation, at regional level*

	MALTA				Malta				Gozo & Comino			
	January		February		January		February		January		February	
	2007	2008	2007	2008	2007	2008	2007	2008	2007	2008	2007	2008
Total	45,540	58,065	66,154	75,725	43,503	55,391	61,737	70,785	2,037	2,674	4,417	4,940
Hotel	40,999	53,574	60,249	70,976	39,102	51,046	56,045	66,244	1,897	2,528	4,204	4,732
5-Star	11,257	16,783	18,818	19,307	10,778	16,211	17,929	18,063	479	572	889	1,244
4-Star	20,627	25,828	31,013	37,707	19,638	24,506	28,882	35,098	989	1,322	2,131	2,609
3-Star	8,466	10,131	9,631	12,874	8,037	9,497	8,447	11,995	429	634	1,184	879
2-Star	649	832	787	1,088	649	832	787	1,088				
Other collective accommodation ⁽¹⁾	4,541	4,491	5,905	4,749	4,401	4,345	5,692	4,541	140	146	213	208

9

Table 9. Total nights spent classified by type of collective accommodation, at regional level*

	MALTA				Malta				Gozo & Comino			
	January		February		January		February		January		February	
	2007	2008	2007	2008	2007	2008	2007	2008	2007	2008	2007	2008
Total	350,943	377,677	400,749	446,538	345,765	370,611	390,743	435,268	5,178	7,066	10,006	11,270
Hotel	291,240	327,325	335,816	393,321	286,621	320,717	326,586	382,693	4,619	6,608	9,230	10,628
5-Star	46,297	67,198	61,821	72,029	44,726	65,193	59,151	68,843	1,571	2,005	2,670	3,186
4-Star	168,344	187,598	197,239	234,531	166,172	184,302	192,859	228,752	2,172	3,296	4,380	5,779
3-Star	74,064	68,144	73,845	83,027	73,188	66,837	71,665	81,364	876	1,307	2,180	1,663
2-Star	2,535	4,385	2,911	3,734	2,535	4,385	2,911	3,734				
Other collective accommodation ⁽¹⁾	59,703	50,352	64,933	53,217	59,144	49,894	64,157	52,575	559	458	776	642

*see NUTS classification on page 9

Table 10. Number of bedrooms and bed-places by hotel category and other type of accommodation for active and dormant accommodation establishments

Regional Classification*	Collective Accommodation Establishments	January 2007			January 2008			February 2007			February 2008		
		No. of establishments	No. of bedrooms	No. of bed-places	No. of establishments	No. of bedrooms	No. of bed-places	No. of establishments	No. of bedrooms	No. of bed-places	No. of establishments	No. of bedrooms	No. of bed-places
MALTA	Total	167	18,307	38,445	162	17,724	37,910	167	17,930	38,597	162	17,891	38,240
	Hotel	106	15,409	31,625	103	14,974	31,254	106	15,428	31,705	103	15,140	31,580
	5-Star	13	2,910	5,598	15	3,240	6,557	13	2,910	5,649	15	3,402	6,873
	4-Star	41	7,316	15,106	41	7,270	15,067	41	7,335	15,106	41	7,274	15,067
	3-Star	43	4,876	10,293	39	4,177	8,983	43	4,876	10,302	39	4,177	8,983
	2-Star	9	307	628	8	287	647	9	307	648	8	287	657
	Guesthouse	26	305	721	24	285	665	26	303	721	24	285	669
	Holiday Complex	29	2,248	5,425	28	2,047	5,085	29	1,831	5,423	28	2,048	5,085
	Hostel	6	345	674	7	418	906	6	368	748	7	418	906
Malta	Total	150	17,515	36,814	145	16,889	36,195	150	17,138	36,966	145	17,059	36,520
	Hotel	96	14,712	30,186	93	14,234	29,725	96	14,731	30,266	93	14,403	30,051
	5-Star	11	2,709	5,179	13	3,035	6,130	11	2,709	5,230	13	3,197	6,446
	4-Star	36	6,907	14,266	36	6,822	14,145	36	6,926	14,266	36	6,829	14,145
	3-Star	40	4,789	10,113	36	4,090	8,803	40	4,789	10,122	36	4,090	8,803
	2-Star	9	307	628	8	287	647	9	307	648	8	287	657
	Guesthouse	21	252	597	19	232	557	21	250	597	19	232	556
	Holiday Complex	28	2,210	5,365	27	2,009	5,015	28	1,793	5,363	27	2,010	5,015
	Hostel	5	341	666	6	414	898	5	364	740	6	414	898
Gozo & Comino	Total	17	792	1,631	17	835	1,715	17	792	1,631	17	835	1,720
	Hotel	10	697	1,439	10	740	1,529	10	697	1,439	10	740	1,529
	5-Star	2	201	419	2	205	427	2	201	419	2	205	427
	4-Star	5	409	840	5	448	922	5	409	840	5	448	922
	3-Star	3	87	180	3	87	180	3	87	180	3	87	180
	2-Star												
	Guesthouse	5	53	124	5	53	108	5	53	124	5	53	113
	Holiday Complex	1	38	60	1	38	70	1	38	60	1	38	70
	Hostel	1	4	8	1	4	8	1	4	8	1	4	8

*see NUTS classification on page 9

Methodological Notes

Survey on collective accommodation establishments

1. In this release the figures for January 2008 should be considered as second estimate while those relating to February 2008 are a first estimate - thus subject to minor revisions in the following release.
2. The survey is distributed monthly to all collective accommodation establishments namely hotels, apart-hotels, guesthouses, tourist villages and hostels.
3. The objective of the survey is to estimate the utilization rate of bed-places of all collective accommodation establishments in Malta and Gozo as occupied by residents, giving an indication of domestic tourism, and non-residents. The variables collected from the survey are as follows:
 - Number of residents
 - Number of non-residents
 - Nights spent by residents
 - Nights spent by non-residents
 - Number of bedrooms
 - Number of bed-places
 - Number of days the establishment was closed during the month

The collection of the above variables and the calculation of occupancy levels satisfy sections A and B of EU directive 95/57/EC.

4. These statistics should be considered as current and subject to revision. A last and final revision is normally carried out after the lapse of one year from the reference month.
5. Definitions
 - *Residents* are Maltese/Gozitan residents who check in (out) of a collective accommodation establishment. A person is considered to be resident in a country if the person:
 - (a) has lived for most of the past year or 12 months in that country;
 - (b) has lived in that country for a shorter period and intends to return within 12 months to live in that country.
 - *Non-residents* are foreigners who do not necessarily follow the definition of a tourist and check in (out) of a collective accommodation establishment.
 - *Domestic tourism* is the tourism of resident visitors within the economic territory of the country of residence.
 - *Total arrivals* are the number of residents and non-residents altogether.
 - *A night spent by residents / non-residents* is each night a guest actually spends (sleeps or stays) or is registered (his/her physical presence there being unnecessary) in a collective accommodation establishment.
 - *A bedroom* is the unit formed by one room or groups of rooms constituting an indivisible rental whole in an accommodation establishment or dwelling.
 - *A bed-place* in an establishment is determined by the number of persons who can stay overnight in the bed set up in the establishment, ignoring any extra beds that may be set up by customer request.
 - *Net use of bed-places* is the net occupancy rate calculated for all active accommodation establishments net of seasonal closures and other temporary closures for decoration, police order, etc.
 - *Gross use of bed-places* is the gross occupancy rate calculated for all active and dormant collective accommodation establishments.

Response Rate

January	95.1%
February	96.3%

NUTS classification

The Nomenclature of Territorial Units for Statistics (NUTS) is a common classification that is used to provide a single uniform breakdown of territorial units for the production of regional statistics with regard to the European Union. It was adopted on 26 May 2003 by means of a Regulation¹ of the European Parliament and of the Council.

¹ (EC) No. 1059/2003

NUTS levels					
Administrative area	I (National)	II (National)	III (Regional)	IV (District)	V (Locality)
MALTA	x	x	x	x	x
Malta			x		
Gozo & Comino			x		
Southern Harbour				x	
Northern Harbour				x	
South Eastern				x	
Western				x	
Northern				x	
Gozo & Comino				x	

COMPOSITION OF DISTRICTS - NUTS level V

Southern Harbour: Valletta, Birgu, Isla, Bormla, Żabbar, Fgura, Floriana, Kalkara, Luqa, Marsa Paola, Santa Luċija, Tarxien, Xgħajra.

Northern Harbour: Qormi, B'Kara, Gżira, Hamrun, Msida, Pembroke, Pieta, San Ġiljan, San Ġwann, Santa Venera, Sliema, Swieqi, Ta' Xbiex.

South Eastern: Żejtun, B'Bugia, Gudja, Għaxaq, Kirkop, M'Scala, M'Xlokk, Mqabba, Qrendi, Safi, Żurrieq.

Western: Mdina, Żebbuġ, Siġġiewi, Attard, Balzan, Dingli, Iklin, Lija, Rabat, Mtarfa.

Northern: Ghargħur, Mellieħa, Mġarr, Mosta, Naxxar, San Pawl il-Baħar.

Gozo and Comino: Rabat, Fontana, G'Sielem & Comino, Għarb, Għasri, Kerċem, Munxar, Nadur, Qala, San Lawrenz, Sannat, Xagħra, Xewkija, Żebbuġ.