

28 May 2014 | 1100 hrs | 100/2014

Last year local councils organised 593 cultural events.

## Cultural Events by Local Councils: 2013

Data provided by the Superintendence of Cultural Heritage showed that last year local councils hosted 593 cultural events, of which 13.8 per cent were related to cultural visits. Commemoration days, music and non-direct cultural activities also proved to be popular, each contributing 10.1 per cent of the events organised. Other cultural events, including carnival, arts and fireworks festivals, had the highest share of 18.0 per cent (Chart 1).

Local councils within the Southern Harbour District organised the largest share of events, amounting to 116. This was followed by events organised by local councils in Gozo and Comino, with 112 events. On average, each council organised 8.9 events (Table 1). The number of councils organising at least three events increased by 12.5 per cent over the previous year, with the majority having organised five events or more (Table 2).

December and June were the most popular months for cultural events, with 91 and 71 activities respectively. On the other hand, January was the least popular month with only 13 events being organised (Chart 2).

Events held on an annual basis accounted for 55.5 per cent of the total. The majority of local councils did not hold any town-twinning projects; in fact only 7.1 per cent reported that they did so. Events that specifically targeted children and youths amounted 8.3 per cent (Table 3).

Local Councils reported that total attendance for these cultural events reached 563,364 persons, with the majority being free-of-charge. Historical re-enactment and commemoration days registered the highest attendance of 95,670 and 73,822 respectively (Table 4). Thirty-nine schools participated in 24 events for schools organised by local councils last year (Table 5).

Income generated by local councils from cultural events amounted to €527,578, of which 64.6 per cent were government funds. Local councils within the Southern Harbour District earned most of these funds, with a share of 39.1 per cent of the total ■

Compiled by:

**Unit C1: Living Conditions  
and Culture Statistics**

**Directorate C: Social  
Statistics**

Further information on data:

**Ms Nikita ELLUL**

T. +356 2599 7525

E. nikita.ellul@gov.mt

Kindly indicate source when quoting from this release.

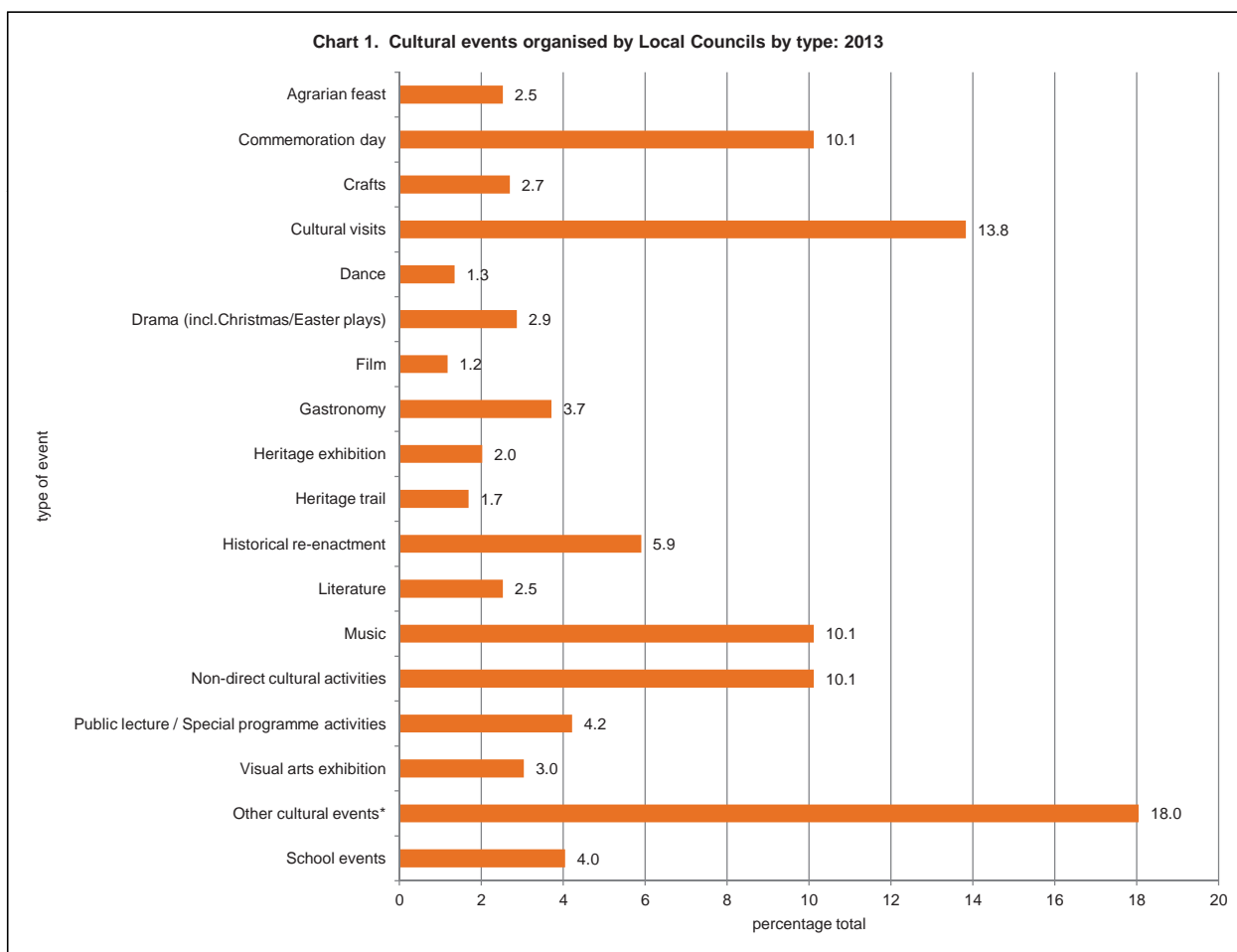
The advance release calendar may be consulted at [www.nso.gov.mt](http://www.nso.gov.mt)

Issued by: **External Cooperation and Communication Unit, National Statistics Office, Lascaris, Valletta VLT 2000, Malta.**  
T. +356 2599 7219 F. +356 2599 7205 E. [nso@gov.mt](mailto:nso@gov.mt)

Table 1. Cultural events organised by Local Councils by type and district: 2013

Type of event	District							Average per locality organising events
	Southern Harbour	Northern Harbour	South Eastern	Western	Northern	Gozo and Comino	Total	
<b>Total</b>	<b>116</b>	<b>110</b>	<b>85</b>	<b>69</b>	<b>101</b>	<b>112</b>	<b>593</b>	<b>8.9</b>
<b>General public events</b>								
Agrarian feast	-	1	4	2	5	3	15	0.2
Commemoration day	14	9	9	8	6	14	60	0.9
Crafts	4	2	2	4	-	4	16	0.2
Cultural visits	11	13	19	6	10	23	82	1.2
Dance	1	1	3	2	1	-	8	0.1
Drama (incl.Christmas/Easter plays)	2	8	2	2	-	3	17	0.3
Film	5	1	-	-	-	1	7	0.1
Gastronomy	3	5	5	4	2	3	22	0.3
Heritage exhibition	2	2	3	1	2	2	12	0.2
Heritage trail	2	-	5	-	3	-	10	0.1
Historical re-enactment	1	8	2	4	16	4	35	0.5
Literature	7	4	-	2	1	1	15	0.2
Music	14	12	9	6	5	14	60	0.9
Non-direct cultural activities	10	18	2	3	22	5	60	0.9
Public lecture / Special programme activities	3	1	2	12	2	5	25	0.4
Visual arts exhibition	3	2	3	2	4	4	18	0.3
Other cultural events*	30	22	8	11	17	19	107	1.6
<b>School events</b>	<b>4</b>	<b>1</b>	<b>7</b>	<b>-</b>	<b>5</b>	<b>7</b>	<b>24</b>	<b>0.4</b>

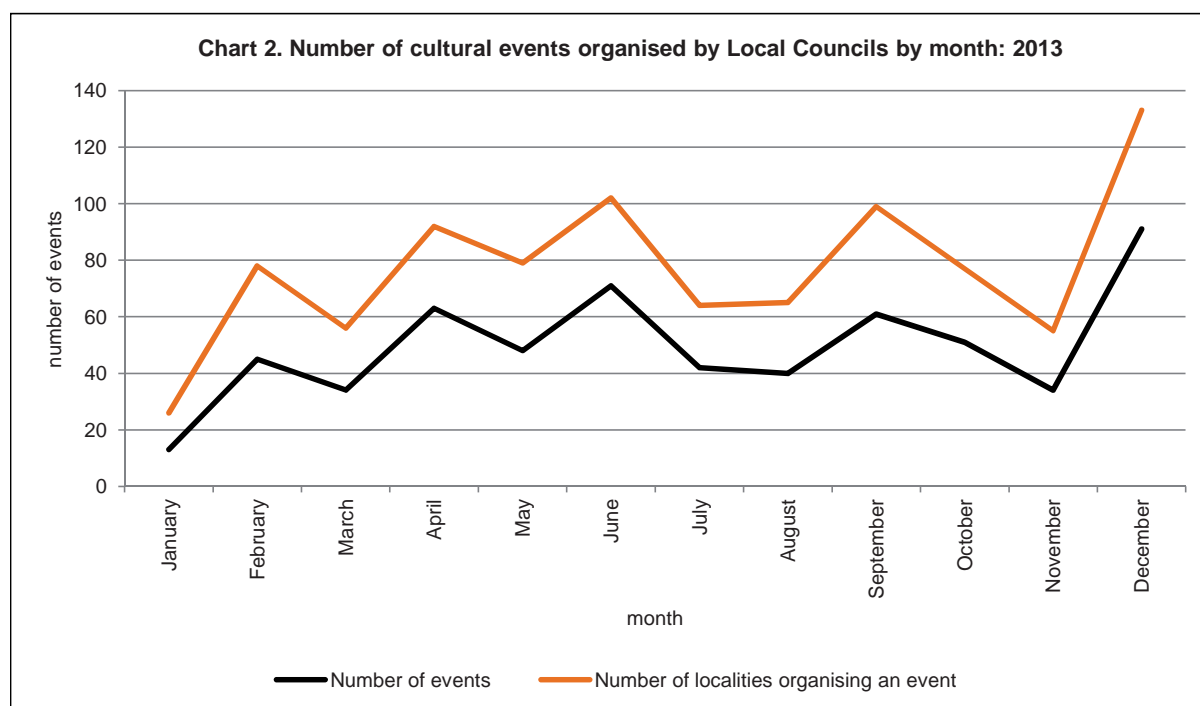
\* includes Carnival, Arts festivals, Fireworks festivals etc.



\* includes Carnival, Arts festivals, Fireworks festivals etc.

Table 2. Local Councils by number of cultural events and region: 2012-2013

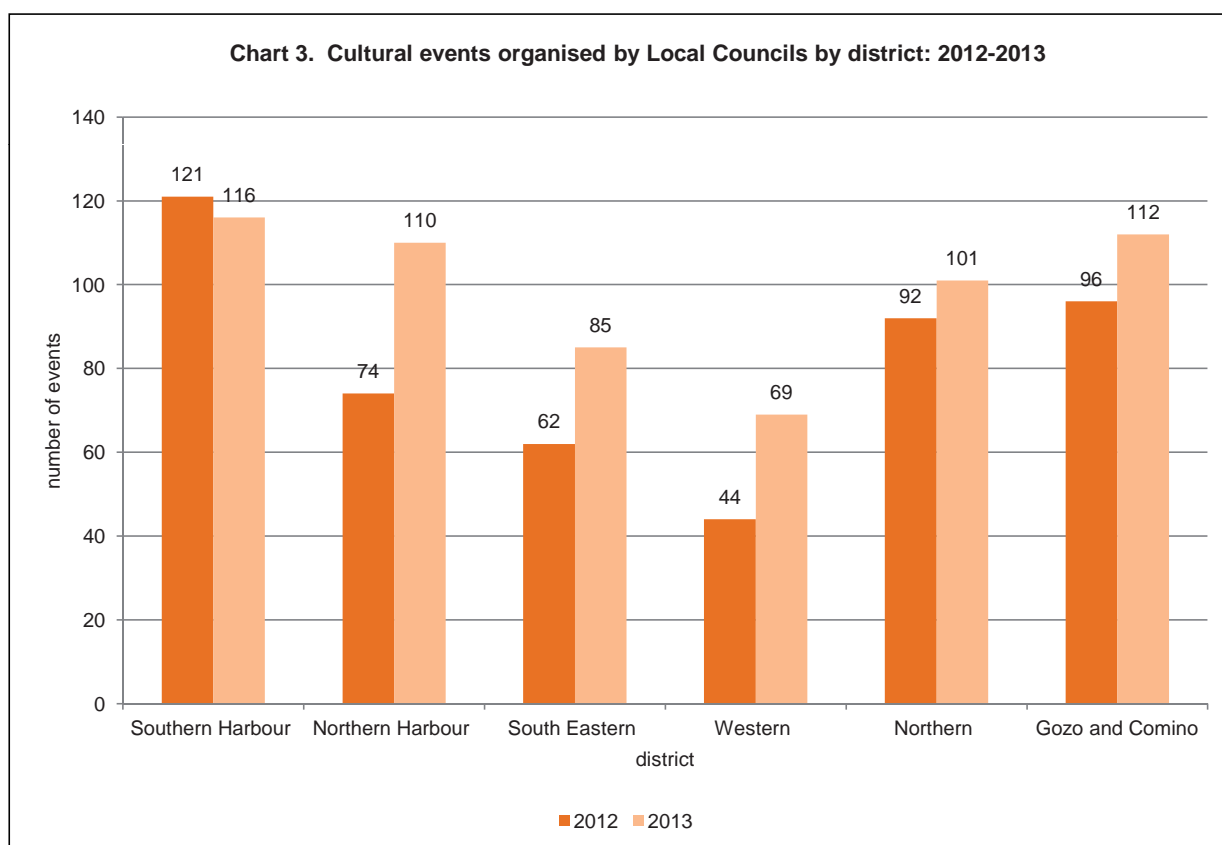
Number of events	Malta	% total	Gozo and Comino	% total	Total	% total
<b>2012</b>						
<b>Total</b>	<b>54</b>	<b>100.0</b>	<b>14</b>	<b>100.0</b>	<b>68</b>	<b>100.0</b>
0	1	1.9	-	-	1	1.5
1	7	13.0	1	7.1	8	11.8
2	9	16.7	2	14.3	11	16.2
3	2	3.7	2	14.3	4	5.9
4	5	9.3	-	-	5	7.4
5+	30	55.6	9	64.3	39	57.4
<b>2013</b>						
<b>Total</b>	<b>54</b>	<b>100.0</b>	<b>14</b>	<b>100.0</b>	<b>68</b>	<b>100.0</b>
0	-	-	1	7.1	1	1.5
1	4	7.4	-	-	4	5.9
2	7	13.0	2	14.3	9	13.2
3	4	7.4	2	14.3	6	8.8
4	6	11.1	1	7.1	7	10.3
5+	33	61.1	8	57.1	41	60.3



**Table 3. Characteristics of cultural events organised by Local Councils: 2013**

		2013		
		Number	% total	Average per locality organising events
<b>Total</b>		<b>593</b>	<b>100.0</b>	<b>8.9</b>
Periodicity	One-off event	264	44.5	3.9
	Annual event	329	55.5	4.9
Town-twinning project	With another locality in Malta	11	1.9	0.2
	With another locality abroad	31	5.2	0.5
	No town-twinning	551	92.9	8.2
Target audience	Children and youth	49	8.3	0.7
	Adult	415	70.0	6.2
	Families and general public	60	10.1	0.9
	Senior citizens	69	11.6	1.0

**Chart 3. Cultural events organised by Local Councils by district: 2012-2013**



**Table 4. Attendees involved in cultural events organised by Local Councils for the general public by type of event: 2013**

Type of event	Attendees			Average per event		
	Paying	Free	Total	Paying	Free	Total
<b>Total</b>	<b>6,002</b>	<b>557,362</b>	<b>563,364</b>	<b>11</b>	<b>980</b>	<b>990</b>
Agrarian feast	50	17,710	<b>17,760</b>	3	1,181	<b>1,184</b>
Commemoration day	52	73,770	<b>73,822</b>	1	1,230	<b>1,230</b>
Crafts	40	56,137	<b>56,177</b>	3	3,509	<b>3,511</b>
Cultural visits/Open days	4,063	2,389	<b>6,452</b>	50	29	<b>79</b>
Dance	-	2,380	<b>2,380</b>	-	298	<b>298</b>
Drama	100	11,332	<b>11,432</b>	6	667	<b>672</b>
Film	75	1,085	<b>1,160</b>	11	155	<b>166</b>
Gastronomy	250	59,380	<b>59,630</b>	11	2,699	<b>2,710</b>
Heritage exhibition	-	5,550	<b>5,550</b>	-	463	<b>463</b>
Heritage trail	50	1,562	<b>1,612</b>	5	156	<b>161</b>
Historical re-enactment	-	95,670	<b>95,670</b>	-	2,733	<b>2,733</b>
Literature	-	5,352	<b>5,352</b>	-	357	<b>357</b>
Music	450	27,585	<b>28,035</b>	8	460	<b>467</b>
Non-direct cultural activities	381	11,427	<b>11,808</b>	6	190	<b>197</b>
Public lecture/Special programme activities	-	19,955	<b>19,955</b>	-	798	<b>798</b>
Visual arts exhibition	-	4,523	<b>4,523</b>	-	251	<b>251</b>
Other cultural events*	491	161,555	<b>162,046</b>	5	1,510	<b>1,514</b>

\* includes Carnival, Arts festivals, Fireworks festivals etc.

Note 1: This table excludes events organised for schools.

Note 2: Free-of-charge attendees were estimated by the local councils.

Note 3: Averages have been rounded.

**Table 5. Students involved in cultural events organised by Local Councils specifically for schools: 2012-2013**

	2012		2013	
Number of school events	22		24	
	Schools	Students	Schools	Students
<b>Total</b>	<b>63</b>	<b>2,462</b>	<b>39</b>	<b>6,745</b>
Average per event	2.9	111.9	1.6	281.0

Note: This table includes events organised for schools only.

**Table 6. Income related to cultural events organised by Local Councils by district: 2013**

District	Government funds	EU funds	Total
<b>Income (€)</b>			
<b>Total</b>	<b>340,667</b>	<b>186,911</b>	<b>527,578</b>
Southern Harbour	74,062	132,000	<b>206,062</b>
Northern Harbour	34,910	9,000	<b>43,910</b>
South Eastern	36,000	2,825	<b>38,825</b>
Western	52,500	10,000	<b>62,500</b>
Northern	46,877	17,000	<b>63,877</b>
Gozo and Comino	96,318	16,086	<b>112,404</b>
<b>% district</b>			
<b>Total</b>	<b>64.6</b>	<b>35.4</b>	<b>100.0</b>
Southern Harbour	35.9	64.1	<b>100.0</b>
Northern Harbour	79.5	20.5	<b>100.0</b>
South Eastern	92.7	7.3	<b>100.0</b>
Western	84.0	16.0	<b>100.0</b>
Northern	73.4	26.6	<b>100.0</b>
Gozo and Comino	85.7	14.3	<b>100.0</b>
<b>% total</b>			
<b>Total</b>	<b>100.0</b>	<b>100.0</b>	<b>100.0</b>
Southern Harbour	21.7	70.6	<b>39.1</b>
Northern Harbour	10.2	4.8	<b>8.3</b>
South Eastern	10.6	1.5	<b>7.4</b>
Western	15.4	5.4	<b>11.8</b>
Northern	13.8	9.1	<b>12.1</b>
Gozo and Comino	28.3	8.6	<b>21.3</b>

Note: Income presented is as reported by Local Councils.

## Methodological notes

1. The data quoted in this release includes information on cultural events only.
2. This news release makes use of data collected from Local Councils by the Superintendence of Cultural Heritage.
3. Non-direct cultural events include events held by Local Councils but are not directly linked to culture, for example a visit to an aquarium, etc.
4. District and Region classification:

### A. Malta

#### 1. Southern Harbour

Valletta, Vittoriosa, Senglea, Cospicua, Haż-Żabbar, Fgura, Floriana, Kalkara, Hał Luqa, Marsa, Paola, Santa Luċija, Tarxien, Xgħajra.

#### 2. Northern Harbour

Hał Qormi, Birkirkara, Gżira, Hamrun, Msida, Pembroke, Tal-Pieta', St Julian's, San Gwann, Santa Venera, Tas-Sliema, Swieqi, Ta' Xbiex.

#### 3. South Eastern

Żejtun, Birżebbuġa, Gudja, Hał Għaxaq, Hał Kirkop, Marsaskala, Marsaxlokk, Mqabba, Qrendi, Hał Safi, Żurrieq.

#### 4. Western

Mdina, Haż-Żebbuġ, Siggiewi, H'Attard, Hał Balzan, Hał Dingli, Iklin, Hał Lija, Rabat, Mtarfa.

#### 5. Northern

Hał Għargħur, Mellieħa, Mgarr, Mosta, Naxxar, St Paul's Bay.

### B. Gozo and Comino

#### 6. Gozo and Comino

Victoria, Fontana, Għajnsielem, Għarb, Għasri, Ta' Kerċem, Munxar, Nadur, Qala, San Lawrenz, Ta' Sannat, Xagħra, Xewkija, Żebbuġ.