

19 June 2014 | 1100 hrs | 116/2014

Last year 24 boats arrived in Malta with 2,008 irregular immigrants, the highest number since 2008.

World Refugee Day: 2014

An increase of 6.2 per cent was recorded in the number of irregular immigrants arriving by boat in 2013 when compared to the previous year (Table 1). Nearly half arrived during July (Table 2). Almost all visitors were of African origin. Somali nationals made up 49.8 per cent, while one-fourth were Eritreans (Table 3).

Last year, the Office of the Refugee Commissioner filed 2,246 new applications for international protection – an increase of 8.0 per cent over the previous year (Table 4). More than half these applicants were males aged between 18 and 34. The majority, 87.5 per cent, were Africans, of whom 44.7 per cent were Somalis and 23.8 per cent Eritreans. Another 12.4 per cent originated from Asia, predominantly from Syria (60.1 per cent) (Table 6).

During 2013, the Office of the Refugee Commissioner processed 1,905 applications: 84.3 per cent were granted a positive decision, while the remainder were rejected (Table 7). The largest number of applicants who were granted asylum came from Somalia and Eritrea, with shares of 26.0 and 20.5 per cent respectively (Table 8).

A decrease of 14.2 per cent was registered in the resident population of Open Centres and other institutional households. The majority, 72.1 per cent, of persons staying in Open Centres were located in Ħal Far, while another 23.5 per cent were residing in Marsa (Table 9). More than three-fourths of residents were males whereas 42.4 per cent were Somalis (Table 11).

During 2013, 2,437 persons were found to be present illegally in Malta – an increase of 8.0 per cent over the previous year. The majority, 82.8 per cent, were Africans, and a further 13.6 per cent were Asians (mainly of Syrian and Palestinian origin). Moreover, 67.2 per cent of these migrants were between 18 and 34 years old. Of the persons found to be illegally present, 460 were sent back to their country of origin, with 60.9 per cent returning to African countries, predominantly Libya (Table 12).

Last year 299 persons were refused entry at Malta International Airport. More than half were stopped because they had no sufficient means of subsistence. Another 19.1 per cent did not have a valid visa or residence permit and 15.4 per cent had an unjustified purpose or condition of stay (Table 13).

Compiled by:

**Unit C3: Population and
Tourism Statistics**

**Directorate C: Social
Statistics**

Last year, 428 third-country nationals resettled in another country – an increase of eight persons over 2012. Another 55 persons benefited from assisted voluntary return programmes (Tables 14 and 15) ■

Further information on data:

Mr Matthew ZERAFA

T. +356 2599 7630

E. matthew.zerafa@gov.mt

Kindly indicate source when quoting from this release.

The advance release calendar may be consulted at www.nso.gov.mt

Issued by: **External Cooperation and Communication Unit, National Statistics Office, Lascaris, Valletta VLT 2000, Malta.**
T. +356 2599 7219 F. +356 2599 7205 E. nso@gov.mt

Table 1. Boats arriving in Malta with irregular immigrants: 2002-2013

Year	No. of boats arriving	No. of people on board	Average no. of people on board per boat
2002	21	1,686	80
2003	12	502	42
2004	52	1,388	27
2005	48	1,822	38
2006	57	1,780	31
2007	68	1,702	25
2008	84	2,775	33
2009	17	1,475	87
2010	2	47	24
2011	9	1,579	175
2012	27	1,890	70
2013	24	2,008	84

Source: Police General Headquarters - Immigration Section.

Table 2. Boats arriving in Malta with irregular immigrants by month: 2013

Month	Number of boats arriving	Total no. of persons on board
Total	24	2,008
January	0	0
February	0	0
March	2	102
April	1	84
May	1	83
June	2	41
July	10	984
August	5	398
September	0	0
October	3	316
November	0	0
December	0	0

Source: Police General Headquarters - Immigration Section.

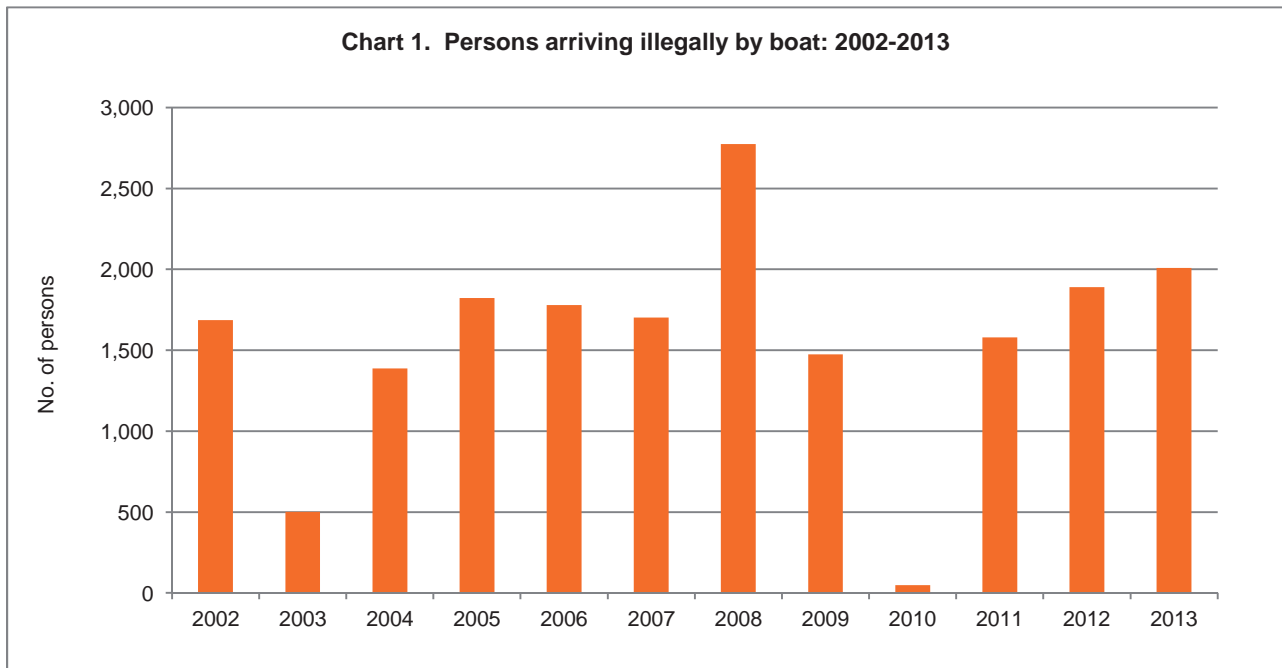


Table 3. Irregular immigrants by nationality: 2013

Nationality	2013
Total	2,008
Africa	1,782
Cameroon	5
Eritrea	462
Ethiopia	19
Gambia	70
Ghana	43
Guinea Bissau	6
Mali	37
Morocco	7
Nigeria	76
Senegal	37
Somalia	1,000
Sudan	4
Other African countries	16
Asia	226
Palestine	53
Syria	168
Other Asian countries	5

Source: Police General Headquarters - Immigration Section.

Table 4. Applications filed with the Office of the Refugee Commissioner: 2002-2013

Year	No. of applications
2002	350
2003	455
2004	995
2005	1,165
2006	1,261
2007	1,386
2008	2,608
2009	2,387
2010	176
2011	1,891
2012	2,080
2013	2,246

Source: Office of the Refugee Commissioner (2006-2013).

Data for 2002-2005 was sourced from the Eurostat database.

Table 5. Applications filed with the Office of the Refugee Commissioner by month: 2013

Month	Applications			
	Total	Males	Females	Unspecified
Total	2,246	1,872	373	1
January	24	20	4	-
February	22	17	5	-
March	73	59	13	1
April	167	131	36	-
May	127	121	6	-
June	54	39	15	-
July	437	338	99	-
August	739	640	99	-
September	291	229	62	-
October	117	105	12	-
November	128	124	4	-
December	67	49	18	-

Source: Office of the Refugee Commissioner.

Table 6. Applications for asylum by citizenship and age: 2013

Country of citizenship	Total	Males	Females	Unspecified
Total	2,246	1,872	373	1
Europe	2	-	2	-
Other European countries	2	-	2	-
Africa	1,966	1,653	312	1
Cameroon	5	4	1	-
Egypt	10	6	4	-
Eritrea	467	401	66	-
Ethiopia	25	21	4	-
Gambia	70	70	-	-
Ghana	30	30	-	-
Guinea-Bissau	6	6	-	-
Libya	89	73	16	-
Madagascar	20	18	2	-
Mali	41	41	-	-
Morocco	5	2	3	-
Mozambique	7	7	-	-
Nigeria	87	69	18	-
Rwanda	9	3	5	1
Senegal	35	35	-	-
Somalia	878	720	158	-
South Africa	139	108	31	-
Sudan	10	10	-	-
Tunisia	7	4	3	-
Uganda	4	3	1	-
Other African countries	22	22	-	-
Asia	278	219	59	-
Bangladesh	7	6	1	-
Palestine	10	9	1	-
Syria	167	128	39	-
Taiwan	84	68	16	-
Other Asian countries	10	8	2	-
By age				
Total	2,246	1,872	373	1
0-17	547	451	96	-
18-34	1,508	1,268	240	-
35+	185	148	37	-
Unspecified	6	5	-	1

Source: Office of the Refugee Commissioner.

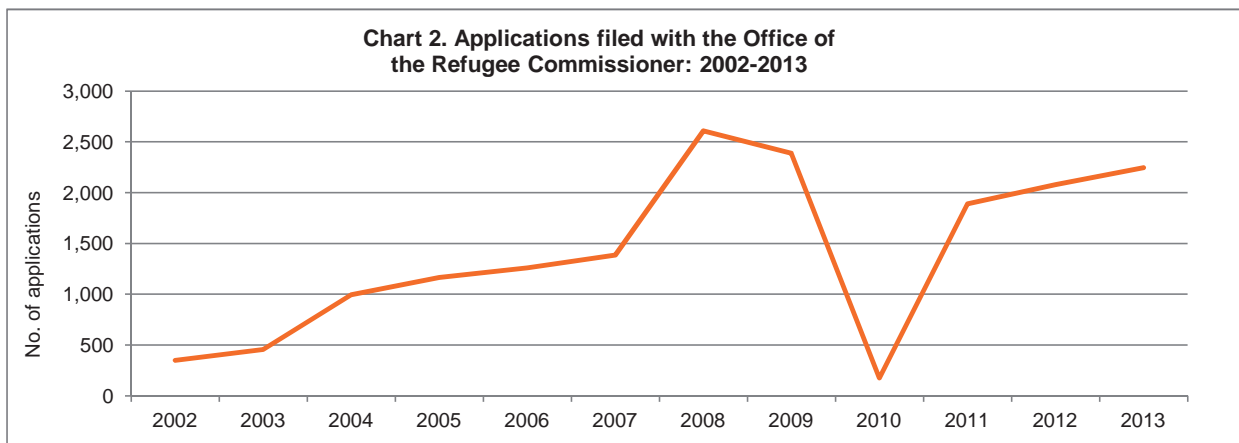


Table 7. Asylum decisions taken by the Office of the Refugee Commissioner: 2002-2013

Year	Total	Positive Decisions			Rejections
		Total	Granted refugee status	Subsidiary protection or other forms of protection*	
2002	419	133	22	111	286
2003	568	381	53	328	187
2004	868	609	49	560	259
2005	1,102	546	36	510	556
2006	1,045	503	22	481	542
2007	959	630	7	623	329
2008	2,697	1,416	19	1,397	1,281
2009	2,575	1,691	20	1,671	884
2010	348	222	43	179	126
2011	1,606	884	70	814	722
2012	1,590	1,433	35	1,398	157
2013	1,905	1,606	43	1,563	299

Source: Office of the Refugee Commissioner.

* Up to 2006, asylum decisions were taken in respect of 'temporary humanitarian status' in place of 'subsidiary protection status'.

Chart 3. Asylum decisions taken by the Office of the Refugee Commissioner: 2013

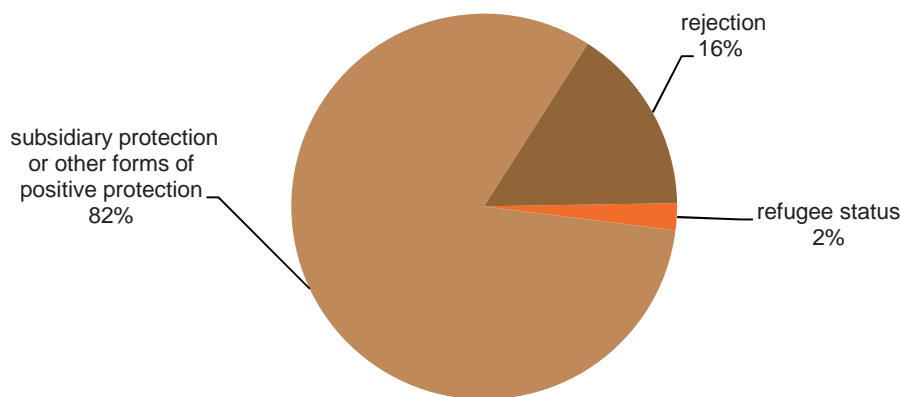


Chart 4. Asylum decisions taken by the Office of the Refugee Commissioner: 2003-2013

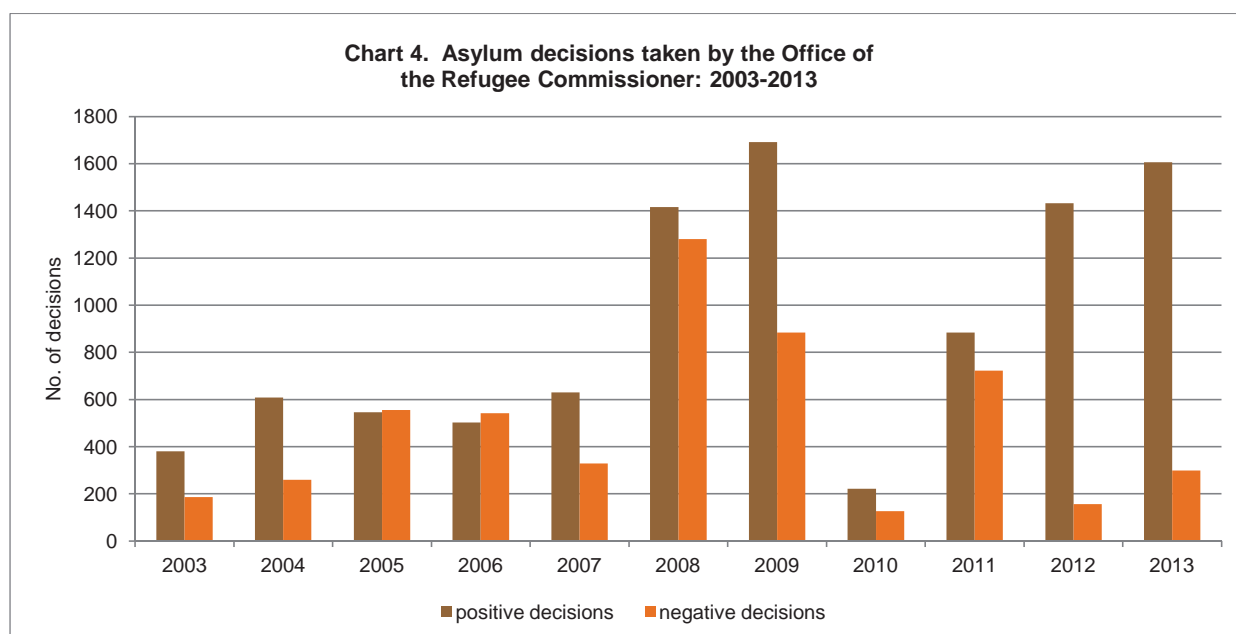


Table 8. Positive decisions (Refugee status, subsidiary status or equivalent decisions) made by the Office of the Refugee Commissioner by citizenship: 2013

Country of citizenship	Total	Males	Females
Total	1,606	1,286	320
Africa	1,334	1,111	223
Egypt	4	2	2
Eritrea	329	271	58
Ethiopia	226	190	36
Gabon	10	9	1
Libya	30	25	5
Madagascar	41	36	5
Morocco	4	1	3
Nigeria	5	3	2
Somalia	417	346	71
South Africa	249	212	37
Sudan	4	4	0
Swaziland	10	9	1
Other African countries	5	3	2
Asia	272	175	97
Syria	70	50	20
Taiwan	199	122	77
Other Asian countries	3	3	0
By age			
Total	1,606	1,286	320
0-17	164	108	56
18-34	1,268	1,039	229
35+	170	135	35
Unspecified	4	4	0

Source: Office of the Refugee Commissioner.

Table 9. Migrants residing in Open Centres and other institutional households by locality as at end of year: 2010-2013

Locality	2010	2011	2012	2013
Total	1,992	1,289	1,748	1,499
Open centres	1,676	969	1,453	1,255
Birkirkara	12	14	24	20
Fgura	43	43	50	20
Floriana	42	19	26	15
Hal Far	1,157	595	1,091	905
Marsa	422	298	262	295
Other institutional households	316	320	295	244

Source: The Agency for the Welfare of Asylum Seekers.

Table 10. Migrants residing in Open Centres and other institutional households by sex: 2010-2013

Sex	2010	2011	2012	2013
Total	1,992	1,289	1,748	1,499
Adults	1,789	1,076	1,505	1,182
Males	1,525	833	1,150	949
Females	264	243	355	233
Minors	203	213	243	317
Males	127	120	141	207
Females	76	93	102	110

Source: The Agency for the Welfare of Asylum Seekers.

Chart 5. Migrants residing in Open Centres and other institutional households by locality at end of year: 2013

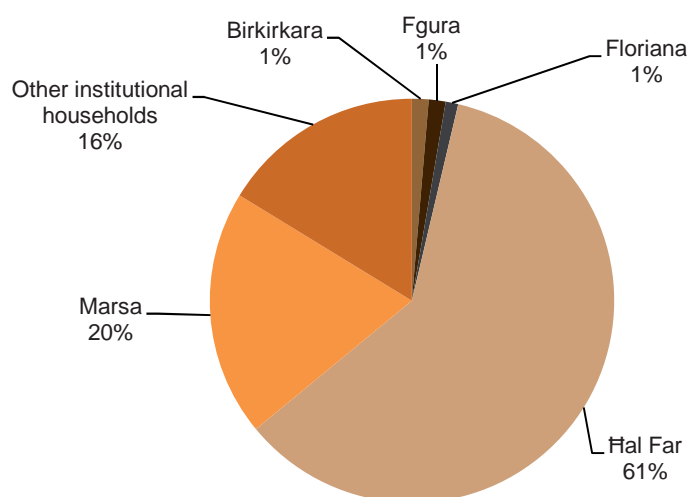


Table 11. Migrants residing in Open Centres and other institutional households by country of origin: 2013

Country of origin	Total	Males	Females
Total	1,499	1,156	343
Europe	18	12	6
Turkey	17	11	6
Other European countries	1	1	-
Africa	1,433	1,110	323
Chad	9	8	1
Eritrea	471	365	106
Ethiopia	112	66	46
Gambia	18	18	-
Ghana	7	7	-
Guinea	5	5	-
Ivory Coast	21	20	1
Libya	13	13	-
Mali	31	31	-
Niger	12	11	1
Nigeria	57	38	19
Senegal	8	8	-
Somalia	635	487	148
Sudan	14	14	-
Togo	5	5	-
Other African countries	15	14	1
Asia	48	34	14
Bangladesh	5	5	-
Pakistan	4	3	1
Palestine	24	14	10
Syria	11	8	3
Other Asian countries	4	4	-

Source: The Agency for the Welfare of Asylum Seekers.

Chart 6. Population in Open Centres and other institutional households by continent of origin: 2013

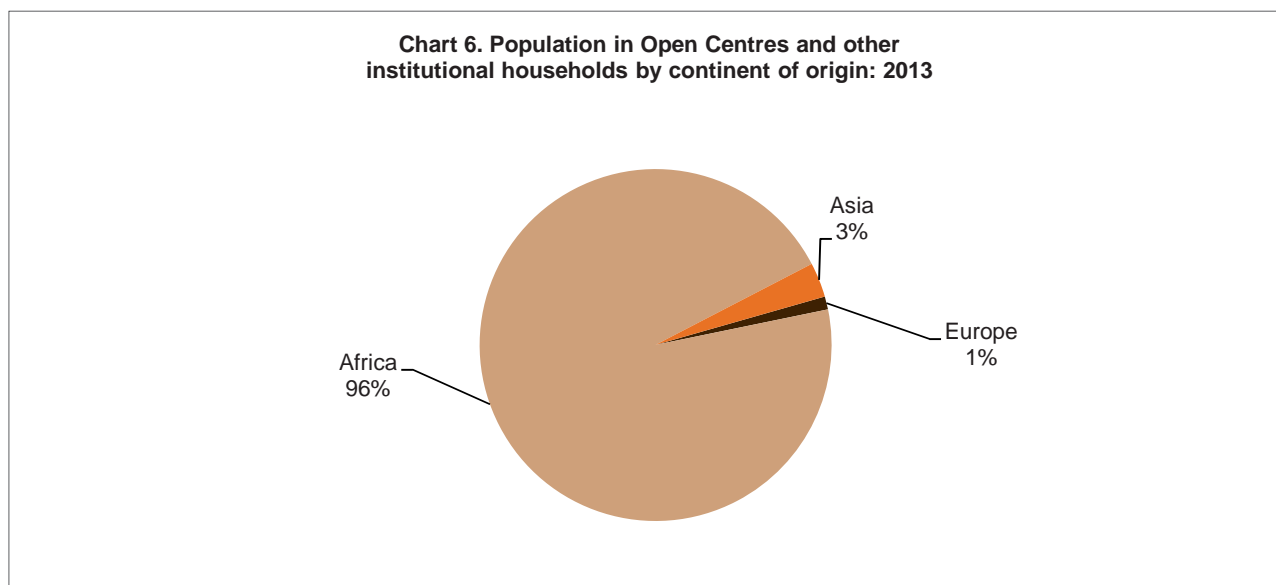


Table 12. Third-country nationals who were found to be illegally present and who were subject to an obligation to leave: 2013

Country of citizenship	Subject to an obligation to leave					Returned to a third country
	Total	0-13	14-17	18-34	35+	
Total	2,437	82	438	1,638	279	460
Europe	57	-	1	38	18	55
Russia	18	-	-	12	6	16
Serbia	16	-	-	13	3	15
Turkey	13	-	-	9	4	13
Ukraine	4	-	-	2	2	4
Other European countries	6	-	1	2	3	7
Africa	2,019	49	414	1,384	172	280
Cameroon	5	-	-	5	-	-
Egypt	9	-	-	4	5	11
Eritrea	463	5	39	375	44	-
Ethiopia	19	-	-	18	1	2
Gambia	70	-	14	56	-	1
Ghana	44	-	6	36	2	9
Guinea	4	-	1	3	-	-
Guinea-Bissau	6	-	1	5	-	-
Libya	210	1	4	130	75	212
Mali	39	1	2	34	2	3
Morocco	8	-	1	5	2	8
Nigeria	76	4	10	59	3	19
Senegal	37	-	7	28	2	1
Somalia	1,001	38	329	604	30	2
Sudan	4	-	-	4	-	-
Tunisia	10	-	-	8	2	7
Other African countries	14	-	-	10	4	5
America	26	-	-	21	5	26
Brazil	10	-	-	9	1	10
United States of America	11	-	-	8	3	11
Other American countries	5	-	-	4	1	5
Asia	331	33	23	193	82	95
Afghanistan	4	-	1	1	2	-
Bangladesh	4	-	2	2	-	1
China (including Hong Kong)	25	-	-	10	15	25
Georgia	9	-	-	6	3	9
India	4	-	-	2	2	6
Iran	5	-	-	2	3	4
Japan	5	-	-	4	1	5
Korea	7	-	-	2	5	7
Pakistan	5	-	-	4	1	4
Palestine	54	9	6	23	16	1
Philippines	5	-	-	2	3	5
Syria	176	24	14	113	25	7
Thailand	4	-	-	3	1	4
Uzbekistan	9	-	-	8	1	9
Other Asian countries	15	-	-	11	4	8
Oceania	4	-	-	2	2	4
Other Oceanic countries	4	-	-	2	2	4

Source: Police General Headquarters - Immigration Section.

Table 13. Third-country nationals refused at the air border by grounds for refusal: 2012-2013

Grounds for refusal	2012	2013
Total	195	299
No valid travel document(s)	0	4
False travel document	23	11
No valid visa or residence permit	43	57
False visa or residence permit	0	1
Purpose and conditions of stay not justified	53	46
Person already stayed 3 months in a 6-months period	10	11
No sufficient means of subsistence	50	151
An alert has been issued	16	17
Person considered to be a public threat	0	1

Source: Police General Headquarters - Immigration Section.

Chart 7. Third-country nationals refused at the air border by grounds for refusal: 2013

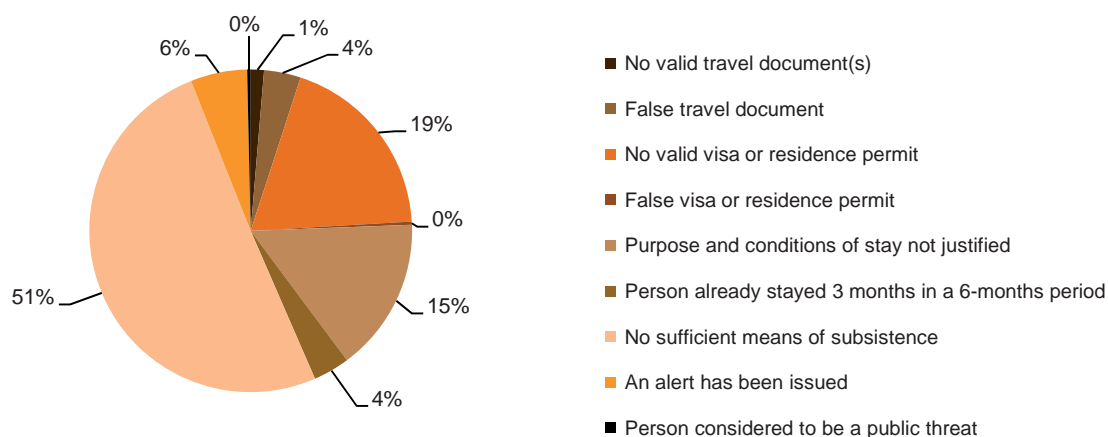


Table 14. Total persons resettled: 2010-2013

Year of resettlement	No. of persons resettled
2010	465
2011	344
2012	420
2013	428

Source: Ministry for Home Affairs and National Security.

Table 15. Total persons benefiting from assisted voluntary return programmes: 2010-2013

Year of return	No. of persons returned
2010	42
2011	31
2012	39
2013	55

Source: Ministry for Home Affairs and National Security.

Key

- A null value/number of cases in the population

Methodological notes

This news release makes reference to various sources available to the NSO. Sources are quoted for each table. Sources include:

- The **Office of the Refugee Commissioner** is the main source of the numerical data related to applications for asylum and asylum decisions in Malta.
- The **Agency for the Welfare of Asylum Seekers (AWAS)** provides all the numerical information on Open Centres.
- **Police General Headquarters - Immigration Section** is the main source of statistics on illegal boat arrivals and on forced returns involving third-country nationals.
- **Ministry for Home Affairs and National Security** is the main source of statistics on resettlements and assisted voluntary returns.

Definitions:

Asylum applicant: A person having submitted an application for international protection.

Application for Asylum: The application made by a third-country national or a stateless person which can be understood as a request for international protection from a Member State, under the Geneva Convention. Any application for international protection is presumed to be an application for asylum (including requests for refugee status or for subsidiary protection status) unless a third-country national or a stateless person explicitly requests another kind of protection that can be applied for separately. An application for asylum is deemed to have been lodged once a form is submitted by the applicant for asylum or a report prepared by the authorities has reached the competent authorities.

Person granted authorisation to stay for humanitarian reasons: A person covered by a decision granting authorisation to stay for humanitarian reasons under national law concerning international protection. It includes persons who are not eligible for international protection but are nonetheless protected against removal.

Person granted refugee status: A person covered by a decision granting refugee status.

Person granted subsidiary protection status: A person covered by a decision granting subsidiary protection status. A person who is eligible for subsidiary protection is a third-country national or a stateless person who does not qualify as a refugee but in respect of whom substantial grounds have been shown for believing that the person concerned, if returned to his/her country of origin, or in the case of a stateless person, to his/her country of former habitual residence, would face a real risk of suffering serious harm and is unable, or, owing to such risk, unwilling to avail him/herself of the protection of that country (Art.2(e), Directive 2004/83/EC).

Refugee: A third-country national who, owing to a well-founded fear of being persecuted for reasons of race, religion, nationality, political opinion or membership of a particular social group, is outside the country of nationality and is unable or, owing to such fear, is unwilling to avail him/herself of the protection of that country, or a stateless person, who, being outside of the country of former habitual residence for the same reason as mentioned above, is unable or, owing to such fear, unwilling to return to it (Art.2(d), Directive 2004/83/EC).

Rejected applicant: A person covered by a decision rejecting an application for international protection under consideration by the responsible national authority.

Third-Country national: Any person who is not a citizen of the European Union.

Third-Country national found to be illegally present: Third-country nationals who are officially found to be on the territory of the State and who do not fulfil, or no longer fulfil, the conditions for stay or residence in the State.