

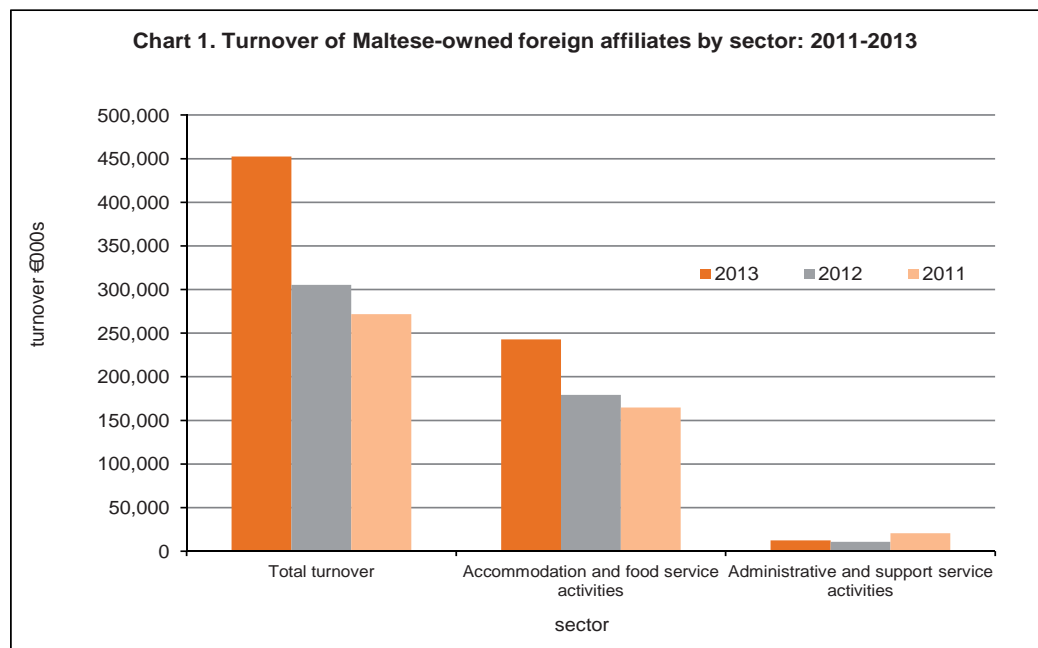
23 December 2015 | 1100 hrs | 234/2015

In 2013, turnover and employment of Maltese-owned foreign affiliates grew by 48.2 and 21.9 per cent respectively.

## Outward Foreign Affiliates: 2013

Maltese-owned foreign affiliates generated €452.6 million in 2013, up by 48.2 per cent over the previous year. These enterprises employed just over 6,700 persons abroad, an increase of 21.9 per cent over 2012. Accommodation and food service activities (35.5 per cent) was once again the dominant sector for 2013. This sector employed 4,574 employees (13.0 per cent), accounting for 67.9 per cent of total employment in foreign affiliates (Table 1).

Turnover of Maltese-owned foreign affiliates was mainly generated in Europe, with €340.7 million, or 75.3 per cent of the total. In 2013, turnover generated in Europe grew by 41.2 per cent when compared to 2012 (Table 2). Additionally, employment of Maltese-owned foreign affiliates was predominant in Europe with 4,398 employees, or 65.2 per cent of the total. When comparing 2013 and 2012, such employment in Europe increased by 14.6 per cent. Moreover, employment in America increased to 947 persons (88.3 per cent) (Table 3) ■



Compiled by:

**Unit B1: Structural Business  
Statistics**

**Directorate B: Business  
Statistics**

Further information on data:

**Ms Elaine Grace BORG**

T. +356 2599 7342

E. elaine.borg@gov.mt

Kindly indicate source when quoting from this release.

The advance release calendar may be consulted at [www.nso.gov.mt](http://www.nso.gov.mt)

Issued by: **External Cooperation and Communication Unit, National Statistics Office, Lascaris, Valletta VLT 2000, Malta.**  
T. +356 2599 7219 F. +356 2599 7205 E. [nso@gov.mt](mailto:nso@gov.mt)

**Table 1. Turnover and employment of Maltese-owned foreign affiliates by sector**

	2011	2012	2013	% 2013/2012
	€000s			
<b>Total turnover</b>	<b>271,897</b>	<b>305,367</b>	<b>452,556</b>	<b>48.2</b>
<i>of which:</i>				
Accommodation and food service activities	164,695	179,199	242,843	35.5
Administrative and support service activities	20,600	10,652	12,301	15.5
	Number of employees			
<b>Total employment</b>	<b>5,087</b>	<b>5,528</b>	<b>6,741</b>	<b>21.9</b>
<i>of which:</i>				
Accommodation and food service activities	3,970	4,048	4,574	13.0
Administrative and support service activities	38	19	22	15.8

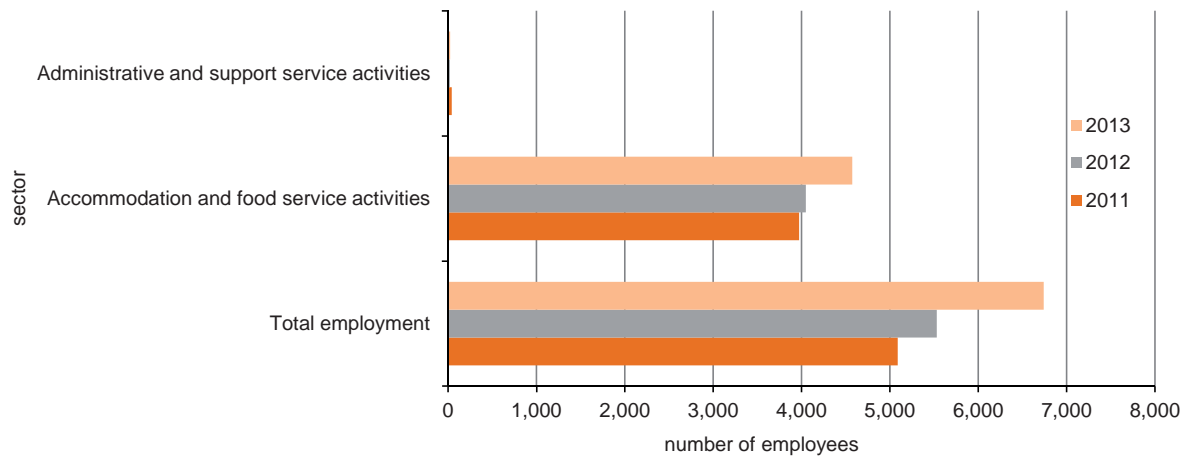
**Table 2. Turnover of Maltese-owned foreign affiliates by geographical region**

	2011	2012	2013	% 2013/2012
	€000s			
<b>Total turnover</b>	<b>271,897</b>	<b>305,367</b>	<b>452,556</b>	<b>48.2</b>
<i>of which:</i>				
Europe	228,050	241,348	340,664	41.2
<i>of which:</i>				
European Union	219,869	231,491	275,494	19.0
America	18,708	34,007	45,751	34.5

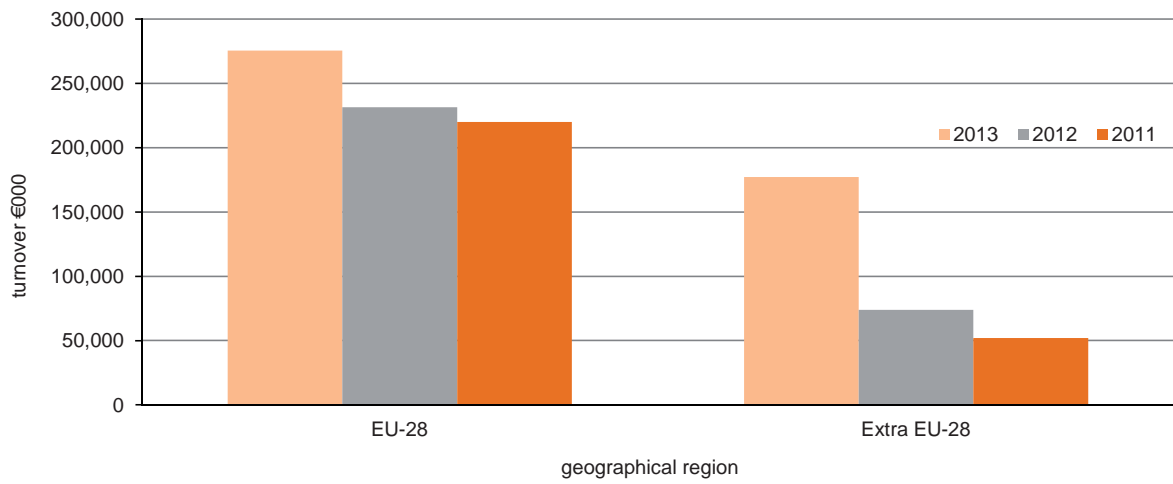
**Table 3. Employment of Maltese-owned foreign affiliates by geographical region**

	2011	2012	2013	% 2013/2012
	Number of employees			
<b>Total employment</b>	<b>5,087</b>	<b>5,528</b>	<b>6,741</b>	<b>21.9</b>
<i>of which:</i>				
Europe	3,851	3,838	4,398	14.6
<i>of which:</i>				
European Union	3,831	3,751	3,863	3.0
America	241	503	947	88.3

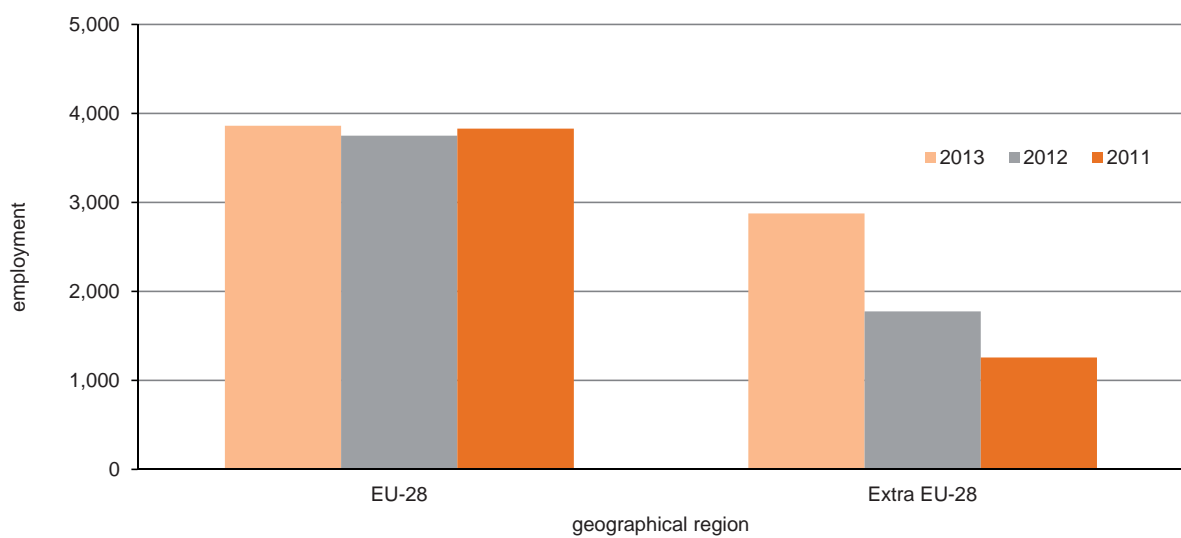
**Chart 2. Employment of Maltese-owned foreign affiliates by sector: 2011-2013**



**Chart 3. Breakdown of turnover of Maltese-owned foreign affiliates by geographical region: 2011-2013**



**Chart 4. Breakdown of employment of Maltese-owned foreign affiliates by geographical region: 2011-2013**



## Methodological Notes

1. Outward Foreign Affiliates Statistics (OFATS) cover Maltese-owned enterprises that have at least a 50 per cent shareholding in subsidiaries abroad. These statistics analyse the sectoral and geographical position of the affiliates controlled by resident enterprises. Outward Foreign Affiliates statistics are compiled according to Regulation (EC) No 716/2007 of the European Parliament and of the Council, as amended by Regulation (EC) No 747/2008 and implemented by Regulation (EC) No 364/2008.
2. The questionnaire is sent out annually by post to all Maltese Ultimate Controlling Institutions (UCIs).
3. The **Ultimate Controlling Institution** (UCI) is the institutional unit in a foreign affiliate's chain of control, which is not controlled by another institutional unit (Refer to Foreign Affiliates Statistics (FATS) Recommendations Manual – 2012 Edition).
4. The data in this release is provisional and subject to revision.
5. More information relating to this news release may be accessed at:

Metadata: <http://nso.gov.mt/metadadata/reports.aspx?id=11>

Classifications: <http://nso.gov.mt/metadadata/classificationdetails.aspx?id=NACE Rev. 2>

**European statistics comparable to data in this News Release are available at:**

[EUROSTAT Website/Homepage/Statistics Database](#)

Data Navigation Tree

>Database by themes

>Industry, trade and services

>Structural business statistics (sbs)

>Foreign affiliates of EU enterprises - outward FATS (fats\_out)

>Foreign affiliates of EU enterprises - NACE Rev.2, from 2010 onwards (fats\_out\_r2)

For further assistance send a request from:

<http://nso.gov.mt/en/Services/Pages/Request-for-Information.aspx>