

2 March 2016 | 1100 hrs | 038/2016

Graduates at tertiary level (ISCED levels 5 to 8) totalled 3,924 during academic year 2013/2014, equivalent to an increase of 3.2 per cent over academic year 2012/2013.

## Graduate Students: 2013/2014

During the year of reference, 2,108 graduates achieved an ISCED level 6 qualification equivalent to a first degree. Graduates at ISCED level 6 decreased by 2.1 per cent when compared to academic year 2012/2013. Female graduates at ISCED levels 6 and 7 outnumbered males, while male graduates at ISCED level 5 exceeded females by a slim majority. In 2014, graduates at ISCED level 7 registered a noticeable increase of 22.1 per cent when compared to 2013 (Table 1).

The majority of graduates for both academic years 2012/2013 and 2013/2014 were enrolled on a full-time basis. In 2014 those graduating from a full-time course amounted to 83.9 per cent of the total graduates while part-time graduates for academic year 2013/2014 made up 16.1 per cent of the total. The majority of part-time graduates achieved a qualification at ISCED level 7 (Table 2).

In 2014, the average age of students graduating at ISCED level 6 was 23.1 years and was similar to the average recorded in 2013 (23.5 years). Part-time graduates at all levels had a higher average age when compared with their full-time counterparts. ISCED level 8 students had an average graduation age of 33.6 years amounting to 1.7 years lower than the year before (Table 3).

The areas of social science, business and law were the most popular among students who graduated for academic year 2013/2014, resulting in 36.1 per cent of graduates majoring in this field. This was followed by graduates in science subjects, with 15.2 per cent of graduates (Table 4). The fields of study favoured the most by male graduates were engineering, manufacturing and construction and science. In contrast, females had a stronger presence in education and health (Chart 3).

In 2014, foreigners graduating in Malta totalled 210, equivalent to 5.4 per cent of total graduates. Overall, the majority of foreign graduates were EU nationals (Table 5). Social sciences, business and law was the most popular field of study among foreign graduates (49.5 per cent) followed by health and welfare (19.0 per cent) ■

Compiled by:

**Unit C4: Education and  
Information Society  
Statistics**

**Directorate C: Social  
Statistics**

Further information on data:

**Ms Sue Ann SCOTT  
DRAGO**  
T. +356 2599 7611  
E. sueann.scott-drago@gov.mt

Kindly indicate source when quoting from this release.  
The advance release calendar may be consulted at [www.nso.gov.mt](http://www.nso.gov.mt)

Issued by: **Dissemination Unit, National Statistics Office, Lascaris, Valletta VLT 2000, Malta.**  
T. +356 2599 7219 F. +356 2599 7205 E. [nso@gov.mt](mailto:nso@gov.mt)

Table 1. Graduates by sex, academic year and ISCED level

ISCED 2011 level	Males	Females	Total
	Academic year 2013/2014		
ISCED 5	315	274	589
ISCED 6	930	1,178	2,108
ISCED 7	513	692	1,205
ISCED 8	16	6	22
<b>Total</b>	<b>1,774</b>	<b>2,150</b>	<b>3,924</b>
	Academic year 2012/2013		
ISCED 5	323	316	639
ISCED 6	919	1,234	2,153
ISCED 7	430	557	987
ISCED 8	12	12	24
<b>Total</b>	<b>1,684</b>	<b>2,119</b>	<b>3,803</b>
	Percentage change		$\frac{2013/2014}{2012/2013}$
ISCED 5	-2.5	-13.3	-7.8
ISCED 6	1.2	-4.5	-2.1
ISCED 7	19.3	24.2	22.1
ISCED 8	33.3	-50.0	-8.3
<b>Total</b>	<b>5.3</b>	<b>1.5</b>	<b>3.2</b>

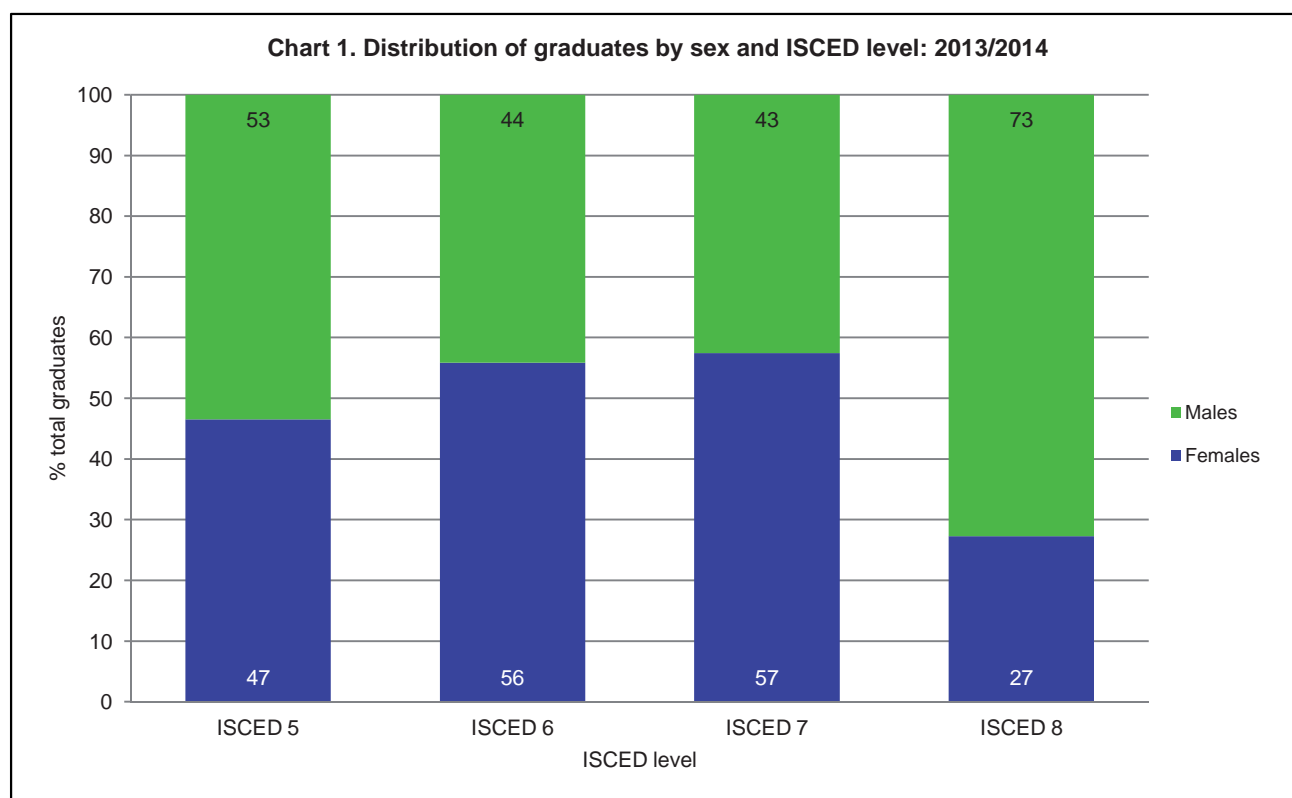


Table 2. Graduates by type of programme, academic year and ISCED level

ISCED 2011 level	Full-time	Part-time	Total
	Academic year 2013/2014		
ISCED 5	482	107	589
ISCED 6	1,940	168	2,108
ISCED 7	860	345	1,205
ISCED 8	11	11	22
<b>Total</b>	<b>3,293</b>	<b>631</b>	<b>3,924</b>
	Academic year 2012/2013		
ISCED 5	511	128	639
ISCED 6	1,939	214	2,153
ISCED 7	676	311	987
ISCED 8	14	10	24
<b>Total</b>	<b>3,140</b>	<b>663</b>	<b>3,803</b>
	Percentage change $\frac{2013/2014}{2012/2013}$		
ISCED 5	-5.7	-16.4	-7.8
ISCED 6	0.1	-21.5	-2.1
ISCED 7	27.2	10.9	22.1
ISCED 8	-21.4	10.0	-8.3
<b>Total</b>	<b>4.9</b>	<b>-4.8</b>	<b>3.2</b>

**Table 3. Average age of graduates by type of programme, academic year and ISCED level**

ISCED 2011 level	Full-time	Part-time	Total
	Academic year 2013/2014		
ISCED 5	22.0	32.4	23.9
ISCED 6	22.3	33.0	23.1
ISCED 7	25.1	32.0	27.1
ISCED 8	30.0	37.2	33.6
	Academic year 2012/2013		
ISCED 5	21.1	32.7	23.4
ISCED 6	22.4	33.4	23.5
ISCED 7	25.7	32.7	27.9
ISCED 8	33.4	38.0	35.3

**Chart 2. Graduates average age by ISCED level and field of study: 2013/2014**

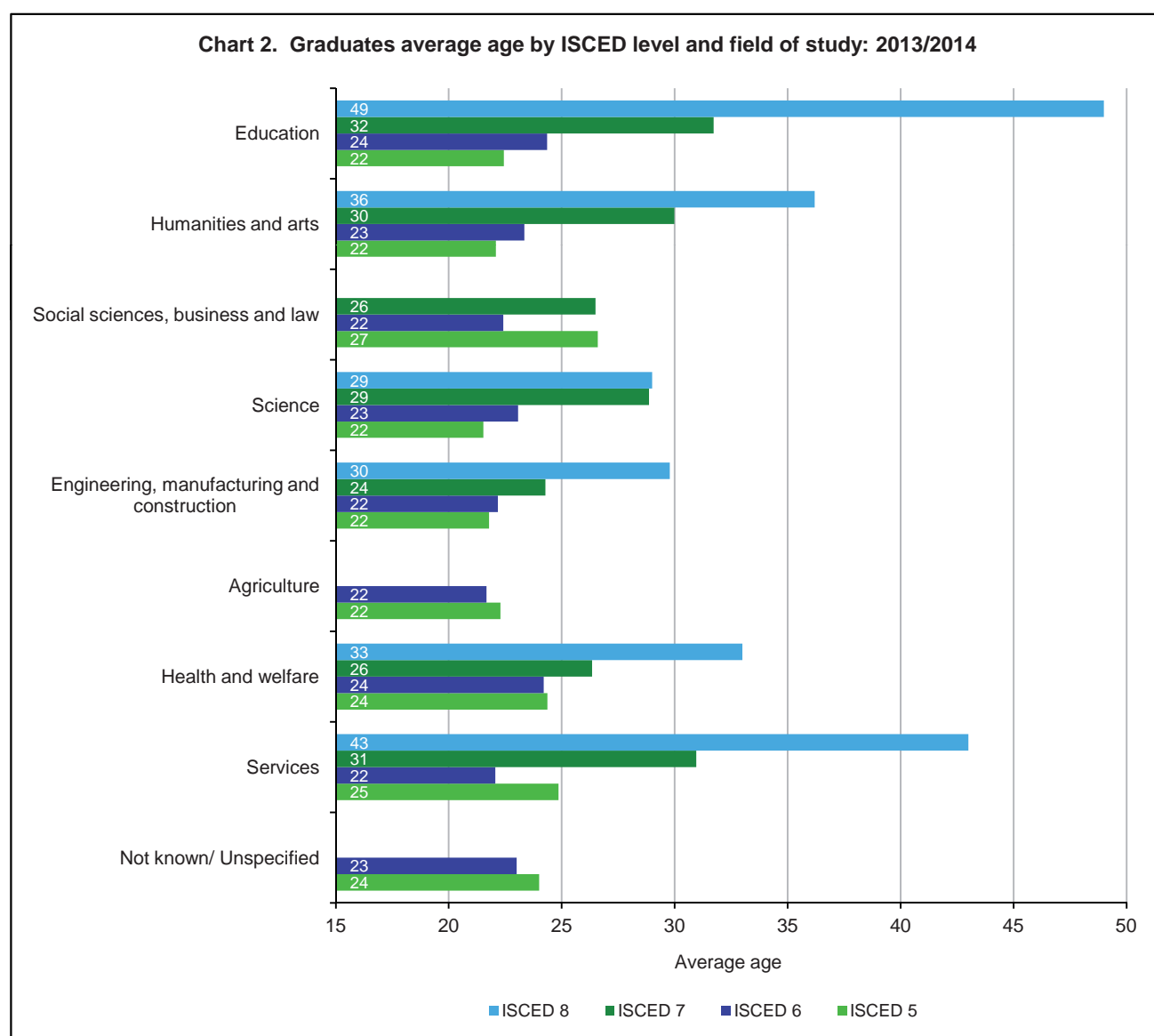
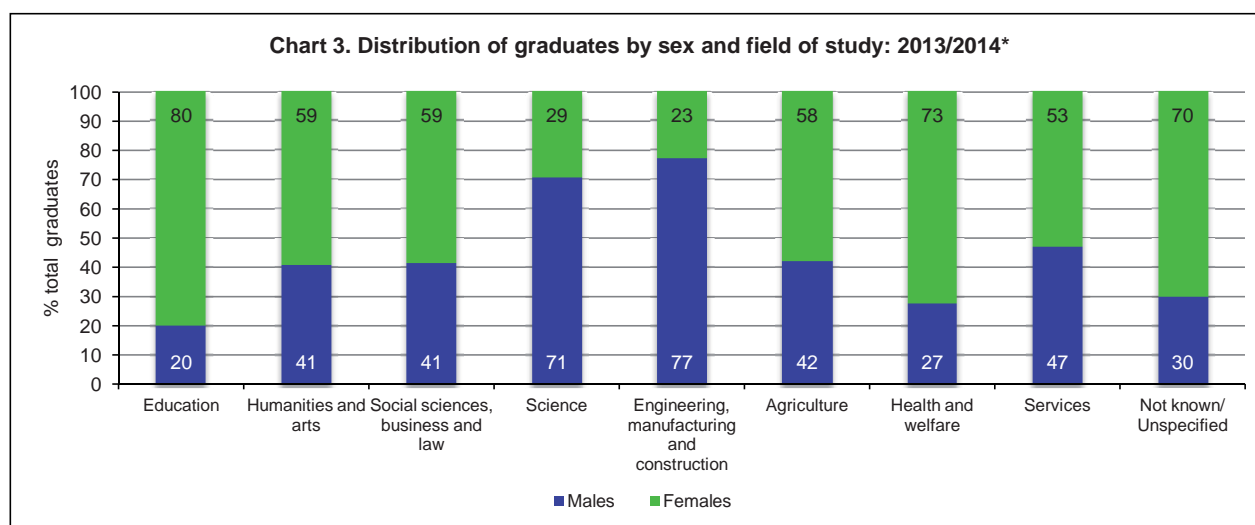


Table 4. Graduates by academic year, ISCED level and field of study

Field of study	Academic year 2013/2014				Academic year 2012/2013			
	ISCED 5	ISCED 6	ISCED 7 & 8	Total	ISCED 5	ISCED 6	ISCED 7 & 8	Total
<b>Education</b>	<b>9</b>	<b>273</b>	<b>27</b>	<b>309</b>	<b>7</b>	<b>273</b>	<b>32</b>	<b>312</b>
Teacher training and education science	9	273	27	309	7	273	32	312
<b>Humanities and arts</b>	<b>114</b>	<b>306</b>	<b>121</b>	<b>541</b>	<b>101</b>	<b>321</b>	<b>87</b>	<b>509</b>
Art	106	108	16	230	101	108	8	217
Humanities	8	198	105	311	-	213	79	292
<b>Social sciences, business and law</b>	<b>206</b>	<b>616</b>	<b>596</b>	<b>1,418</b>	<b>306</b>	<b>790</b>	<b>427</b>	<b>1,523</b>
Social and behavioural science	24	199	114	337	22	212	114	348
Journalism and information	1	47	9	57	-	45	-	45
Business and administration	167	249	191	607	280	383	83	746
Law	14	121	282	417	4	150	230	384
<b>Science</b>	<b>118</b>	<b>384</b>	<b>95</b>	<b>597</b>	<b>88</b>	<b>402</b>	<b>65</b>	<b>555</b>
Life sciences	4	71	25	100	-	104	14	118
Physical sciences	3	73	25	101	-	59	13	72
Mathematics and statistics	-	19	2	21	-	20	2	22
Computing	111	221	43	375	88	219	36	343
<b>Engineering, manufacturing and construction</b>	<b>57</b>	<b>192</b>	<b>88</b>	<b>337</b>	<b>85</b>	<b>160</b>	<b>107</b>	<b>352</b>
Engineering and engineering trade	42	107	30	179	57	150	46	253
Architecture and building	15	85	58	158	28	10	61	99
<b>Agriculture</b>	<b>7</b>	<b>12</b>	<b>-</b>	<b>19</b>	<b>13</b>	<b>-</b>	<b>-</b>	<b>13</b>
Agriculture, forestry and fishing	7	12	-	19	13	-	-	13
<b>Health and welfare</b>	<b>27</b>	<b>278</b>	<b>258</b>	<b>563</b>	<b>21</b>	<b>155</b>	<b>231</b>	<b>407</b>
Health	4	224	196	424	16	103	208	327
Social services	23	54	62	139	5	52	23	80
<b>Services</b>	<b>42</b>	<b>46</b>	<b>42</b>	<b>130</b>	<b>18</b>	<b>47</b>	<b>62</b>	<b>127</b>
Personal services	42	37	5	84	18	33	11	62
Environmental protection	-	6	37	43	-	9	46	55
Security services	-	3	-	3	-	5	5	10
<b>Not known/Unspecified</b>	<b>9</b>	<b>1</b>	<b>-</b>	<b>10</b>	<b>-</b>	<b>5</b>	<b>-</b>	<b>5</b>
<b>Total</b>	<b>589</b>	<b>2,108</b>	<b>1,227</b>	<b>3,924</b>	<b>639</b>	<b>2,153</b>	<b>1,011</b>	<b>3,803</b>

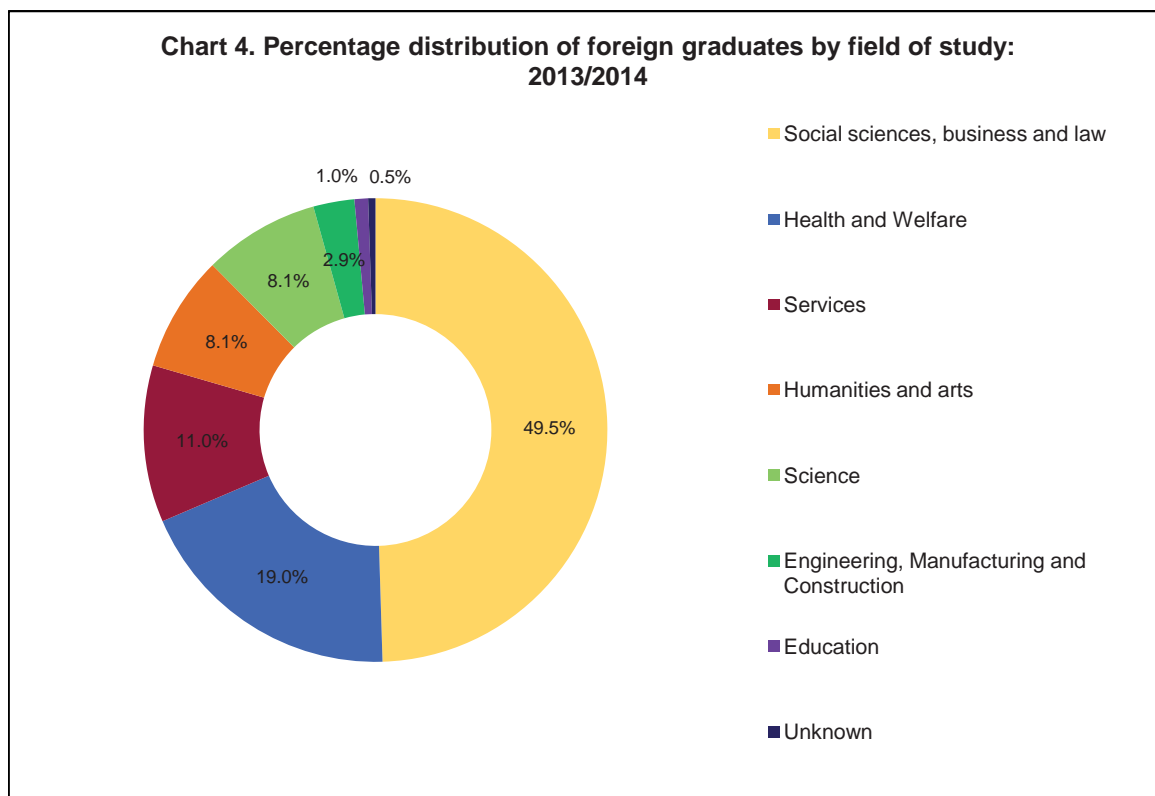


\*tertiary education comprises ISCED levels 5 to 8

**Table 5. Graduates at the tertiary level by sex and country of origin: 2013/2014\***

Country of origin	Males	Females	Total
Malta	1,692	2,022	3,714
United Kingdom	14	4	18
Germany	7	9	16
Russia	2	13	15
United States of America	4	11	15
Bulgaria	4	8	12
China	6	6	12
Italy	7	3	10
Other EU countries	13	40	53
Non-EU countries	25	34	59
<b>Total</b>	<b>1,774</b>	<b>2,150</b>	<b>3,924</b>
<b>% foreigners of total graduates</b>	<b>4.6</b>	<b>6.0</b>	<b>5.4</b>

\*tertiary education comprises ISCED levels 5 to 8



## Methodological Notes

1. Institutions providing formal education fall within the scope of this news release with the exception of institutions providing distance learning.
2. This news release contains information on graduates at the tertiary level only. This corresponds to ISCED 2011 levels 5 to 8.

### 3. Definitions:

- **Graduates** are those who successfully complete an educational programme during the reference year and are awarded a qualification.
- **International Standard Classification of Education - ISCED:** This is a framework for assembling, compiling, and analysing cross-nationally comparable statistics on education. ISCED is a member of the United Nations International Family of Economic and Social Classifications and is the reference classification for organizing education programmes and related qualifications by levels and fields of education. The ISCED is a product of international agreement and is adopted formally by the General Conference of UNESCO Member States.

In this release ISCED levels are based on ISCED 2011 classification:

ISCED 5 - Short cycle tertiary education, e.g. Higher National Diploma

ISCED 6 - Bachelor's or equivalent level: tertiary education

ISCED 7 - Master's or equivalent level: tertiary education

ISCED 8 - Doctoral or equivalent level, e.g. PhD: tertiary education

Not available - ISCED level unknown

- **Fields of study:** ISCED Fields of Education and Training classifies education programmes and related qualifications by fields of study. A field is the 'broad domain, branch or area of content covered by an education programme or qualification'. Fields of education and training and levels of education or educational attainment are cross-classification variables within ISCED and are therefore independent of each other.
- **Average age** is calculated as at 1 January of the academic year.

4. More information relating to this news release may be accessed at:

Statistical Concepts: <http://nso.gov.mt/metadata/concepts.aspx>

Metadata: <http://nso.gov.mt/metadata/reports.aspx?id=41>

Classifications: <http://nso.gov.mt/metadata/classificationdetails.aspx?id=ISCED 2011>