

28 June 2016 | 1100 hrs | 102/2016

Students enrolled in formal and home grown tertiary education during academic year 2014/2015 amounted to 13,216. This figure is 5.1 per cent higher than the one recorded during academic year 2013/2014. Overall, female students exceeded males.

Students enrolled in tertiary education: 2014/2015

During the academic year 2014/2015, female students outnumbered males at all ISCED levels with the exception of ISCED level 8, and accounted for 55.9 per cent of total students in tertiary education. Students following a Bachelor's or equivalent course (ISCED 6) amounted to 53.2 per cent of total students at tertiary level. This was followed by courses at Master's or equivalent level - ISCED level 7 (26.8 per cent), ISCED level 5 (19.2 per cent) and ISCED level 8 (0.9 per cent). In total, tertiary students increased by 5.1 per cent in 2015. Females increased by 6.9 per cent, while males increased by 2.8 per cent over the previous academic year (Table 1).

The average age for students enrolled in a Bachelor's or equivalent course (ISCED 6) was 22 years, while the average for Master's or equivalent courses (ISCED 7) was 28 years (Chart 1). The most popular field of study in tertiary education was business, administration and law with 25.7 per cent of total students. This was followed by students in health and welfare (18.9 per cent), arts and humanities (12.0 per cent), education (9.9 per cent), and social sciences, journalism and information (9.5 per cent) (Table 3).

Figures show that male students had a stronger presence in the fields of information and communication technologies (82.4 per cent of all students in this field), engineering, manufacturing and construction (79.4 per cent) and agriculture, forestry, fisheries and veterinary (60.5 per cent). On the other hand, females constituted the majority in the field of education (80.2 per cent of all students in this field), followed by health and welfare (67.5 per cent), and social sciences, journalism and information (62.2 per cent). The remaining fields of education showed a balanced enrolment between genders (Table 2).

Out of the total students enrolled in tertiary education during 2014/2015, 6.2 per cent were foreigners. The highest presence of foreigners in tertiary education was in ISCED level 7, where 14.2 per cent of students at this level were non-Maltese nationals, mainly from the United Kingdom. Overall, foreign students increased by 11.1 per cent when compared to the previous academic year (Table 4) ■

Compiled by:

**Unit C4: Education and
Information Society
Statistics**

Further information on data:

**Ms Sue Ann SCOTT
DRAGO**
T. +356 2599 7611
E. sueann.scott-drago@gov.mt

Table 1. Students enrolled in tertiary education by sex, academic year and ISCED level

ISCED 2011*	Males	Females	Total
	Academic year 2014/2015		
ISCED 5	1,129	1,408	2,537
ISCED 6	3,049	3,977	7,026
ISCED 7	1,581	1,959	3,540
ISCED 8	69	44	113
Total	5,828	7,388	13,216
Academic year 2013/2014			
ISCED 5	1,065	1,082	2,147
ISCED 6	3,032	3,882	6,914
ISCED 7	1,511	1,908	3,419
ISCED 8	59	36	95
Total	5,667	6,908	12,575
Percentage change $\frac{2014/2015}{2013/2014}$			
ISCED 5	6.0	30.1	18.2
ISCED 6	0.6	2.4	1.6
ISCED 7	4.6	2.7	3.5
ISCED 8	16.9	22.2	18.9
Total	2.8	6.9	5.1

* Refer to methodological note 4 for a description of each ISCED level

Chart 1. Students' average age by ISCED level: 2014/2015

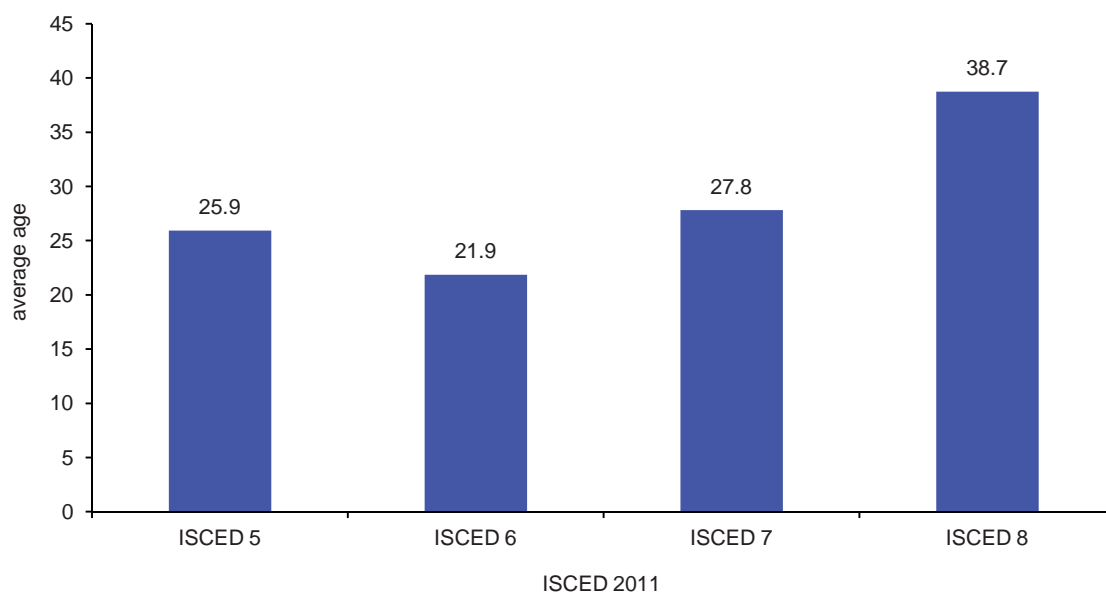


Table 2. Students enrolled in tertiary education by sex and field of education: 2014/2015

Field of education and training¹	Males	Females	Total
Education	260	1,051	1,311
Education	260	1,051	1,311
Arts and humanities	667	922	1,589
Arts	286	308	594
Humanities (excl languages)	220	215	435
Languages	161	399	560
Social sciences, journalism and information	476	783	1,259
Social and behavioural sciences	415	672	1,087
Journalism and information	61	110	171
Interdisciplinary programmes involving broad field 03	-	1	1
Business, administration and law	1,524	1,875	3,399
Business and administration	1,116	1,287	2,403
Law	408	588	996
Natural sciences, mathematics and statistics	501	553	1,054
Biological and related sciences	87	152	239
Environment	152	91	243
Physical sciences	177	156	333
Mathematics and statistics	60	64	124
Interdisciplinary programmes involving broad field 05	25	90	115
Information and communication technologies	649	139	788
Information and communication technologies	648	138	786
Interdisciplinary programmes involving broad field 06	1	1	2
Engineering, manufacturing and construction	789	205	994
Engineering, manufacturing and construction n.f.d.	21	2	23
Engineering and engineering trades	643	149	792
Manufacturing and processing	5	10	15
Architecture and construction	105	39	144
Interdisciplinary programmes involving broad field 07	15	5	20
Agriculture, forestry, fisheries and veterinary	26	17	43
Agriculture	22	15	37
Fisheries	4	2	6
Health and welfare	810	1,686	2,496
Health	719	1,327	2,046
Welfare	91	359	450
Services	126	157	283
Personal services	120	156	276
Transport services	6	1	7
Total	5,828	7,388	13,216

¹ As of academic year 2014/2015 the new ISCED fields of education and training 2013 classification is being adopted. Thus data is not directly comparable with that for previous academic years.

Table 3. Students enrolled in tertiary education by ISCED level*, sex and field of education: 2014/2015

Field of education and training ¹	ISCED 5	ISCED 6	ISCED 7	ISCED 8	Total
	Males				
Education	33	162	64	1	260
Arts and humanities	195	290	168	14	667
Social sciences, journalism and information	42	317	112	5	476
Business, administration and law	322	739	457	6	1,524
Natural sciences, mathematics and statistics	22	408	59	12	501
Information and communication technologies	183	403	59	4	649
Engineering, manufacturing and construction	187	424	164	14	789
Agriculture, forestry, fisheries and veterinary	23	3	-	-	26
Health and welfare	67	239	492	12	810
Services	55	64	6	1	126
Total	1,129	3,049	1,581	69	5,828
Females					
Education	373	525	150	3	1,051
Arts and humanities	235	476	201	10	922
Social sciences, journalism and information	44	575	159	5	783
Business, administration and law	402	910	562	1	1,875
Natural sciences, mathematics and statistics	18	451	73	11	553
Information and communication technologies	18	89	32	-	139
Engineering, manufacturing and construction	25	111	65	4	205
Agriculture, forestry, fisheries and veterinary	12	5	-	-	17
Health and welfare	233	735	708	10	1,686
Services	48	100	9	-	157
Total	1,408	3,977	1,959	44	7,388
Total					
Education	406	687	214	4	1,311
Arts and humanities	430	766	369	24	1,589
Social sciences, journalism and information	86	892	271	10	1,259
Business, administration and law	724	1,649	1,019	7	3,399
Natural sciences, mathematics and statistics	40	859	132	23	1,054
Information and communication technologies	201	492	91	4	788
Engineering, manufacturing and construction	212	535	229	18	994
Agriculture, forestry, fisheries and veterinary	35	8	-	-	43
Health and welfare	300	974	1,200	22	2,496
Services	103	164	15	1	283
Total	2,537	7,026	3,540	113	13,216

* Refer to methodological note 4 for a description of each ISCED level

¹ As of academic year 2014/2015 the new ISCED fields of education and training 2013 classification is being adopted. Thus data is not directly comparable with that for previous academic years.

**Chart 2. Percentage students' enrolled in tertiary education
by field of education: 2014/2015**

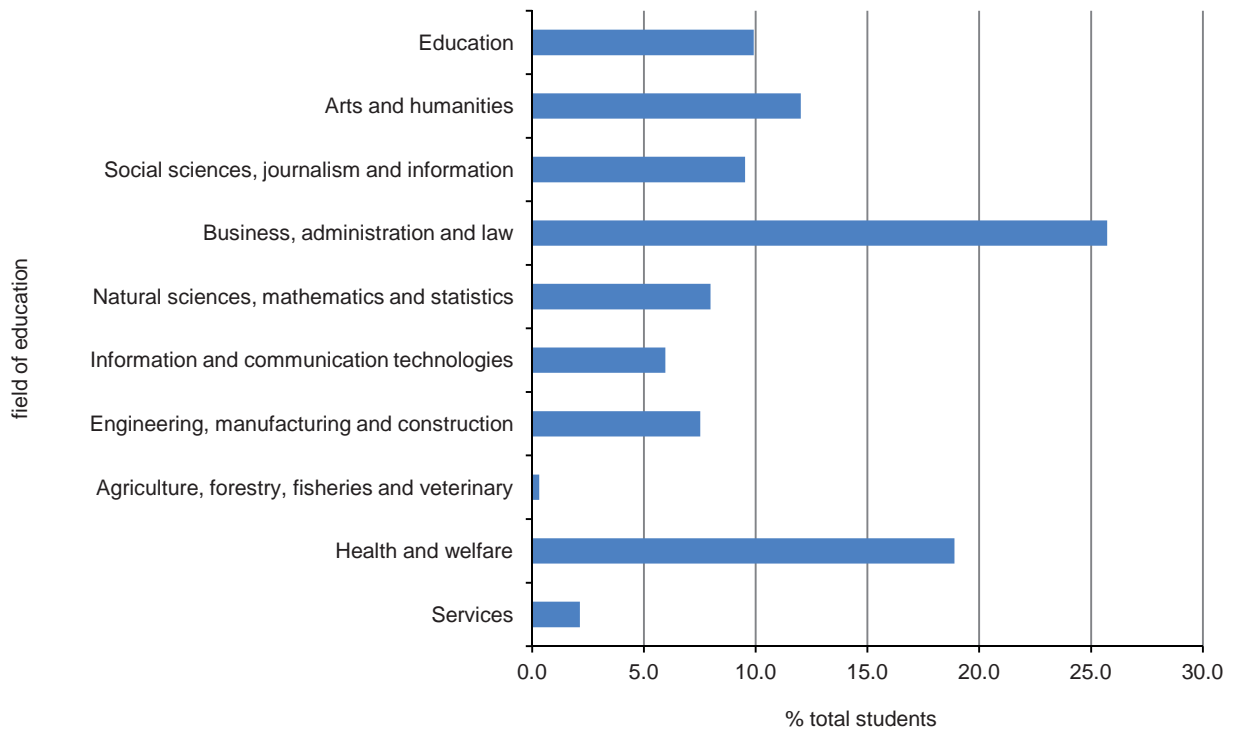
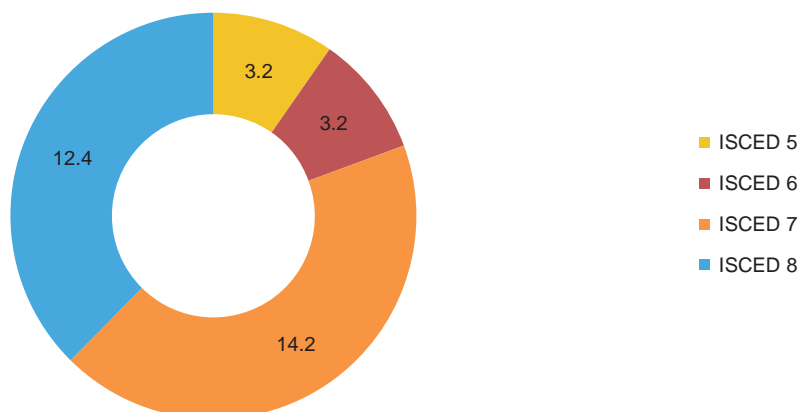


Table 4. Tertiary students by ISCED level*, academic year and nationality

Nationality	ISCED 5	ISCED 6	ISCED 7	ISCED 8	Total
	Academic year 2014/2015				
Maltese	2,456	6,802	3,038	99	12,395
Foreign	81	224	502	14	821
<i>of which:</i>					
United Kingdom	4	22	159	-	185
Kuwait	-	5	81	-	86
Bulgaria	13	24	6	-	43
Italy	5	11	18	7	41
Russia	7	18	9	-	34
Germany	1	19	11	2	33
Libya	5	6	10	3	24
China	9	2	7	-	18
Romania	1	11	5	-	17
Other	36	106	196	2	340
Total	2,537	7,026	3,540	113	13,216
% foreigners	3.2	3.2	14.2	12.4	6.2
	Academic year 2013/2014				
Maltese	2,085	6,687	2,976	88	11,836
Foreign	62	227	443	7	739
<i>of which:</i>					
United Kingdom	6	26	123	-	155
Kuwait	-	7	76	-	83
Bulgaria	10	19	5	-	34
Italy	-	16	15	4	35
Russia	8	22	10	-	40
Germany	1	25	13	1	40
Libya	-	5	9	1	15
China	5	4	10	-	19
Romania	-	10	3	-	13
Other	32	93	179	1	305
Total	2,147	6,914	3,419	95	12,575
% foreigners	2.9	3.3	13.0	7.4	5.9

* Refer to methodological note 4 for a description of each ISCED level

Chart 3. Foreign students as a percentage of total students: 2014/2015



Methodological Notes

1. Data collection is carried out during the second quarter of each academic year. The reference period for the information provided being the end of March.
2. All courses in formal education fall within the scope of this news release with the exception of courses that are not home grown (distance learning).
- 3 Figures in this release are subject to revision in November 2016 when the full release on Student Enrolments at all ISCED levels is published.

4. Definitions:

International Standard Classification of Education - ISCED

The International Standard Classification of Education (ISCED) is a framework for assembling, compiling, and analysing cross-nationally comparable statistics on education. ISCED is a member of the United Nations International Family of Economic and Social Classifications and is the reference classification for organizing education programmes and related qualifications by levels and fields of education.

ISCED is a product of international agreement and was adopted formally by the General Conference of UNESCO Member States.

In this release ISCED levels are based on ISCED 2011 classification:

- ISCED 0 - Early childhood education
- ISCED 1 - Primary education
- ISCED 2 - Lower secondary education (including post-secondary vocational certificates)
- ISCED 3 - Upper secondary education and post-secondary general education
- ISCED 4 - Post-secondary non-tertiary education, e.g. National/Extended Diploma
- ISCED 5 - Short-cycle tertiary education, e.g. Higher National Diploma
- ISCED 6 - Bachelor's or equivalent level
- ISCED 7 - Master's or equivalent level
- ISCED 8 - Doctoral or equivalent level, e.g. PhD
- Not available - ISCED level unknown

Average age is calculated as at 1st January of each academic year.

Fields of education and training

ISCED Fields of Education and Training classifies education programmes and related qualifications by fields of study. A field is the 'broad domain, branch or area of content covered by an education programme or qualification'.

The classification used in this release is ISCED Fields of Education and Training 2013.

5. More information relating to this release may be accessed at:

Metadata: <http://nso.gov.mt/metadata/reports.aspx?id=41>

Classifications: <http://nso.gov.mt/metadata/classificationdetails.aspx?id=ISCED 2011>

<http://nso.gov.mt/metadata/classificationdetails.aspx?id=ISCED%20Fields%20of%20Education%20and%20Training%202013>