

31 August 2016 | 1100 hrs | 138/2016

In 2015, cinemas in Malta and Gozo projected 375 different film titles and registered a total of 704,243 admissions.

Cinema Statistics: 2015

In 2015, there were eight cinema establishments with a total of 35 screens and a seating capacity of 6,748 (Tables 1 and 2). Of these eight cinemas, two were located in Gozo.

Last year, cinemas registered a total of 704,243 admissions. Almost four out of five cinemagoers have watched films originating from the United States (Table 5). On their part, Maltese productions attracted 2.9 per cent of the total number of admissions.

Maltese productions had 20,331 admissions and generated a total gross box office of €100,000 in 1,252 screenings. On the other hand, foreign productions had 683,912 admissions with a total gross box office of €4.1 million in 47,635 screenings (Table 4).

Admissions to digital 3D movies accounted for 17.6 per cent of the total, while digital non-3D films enjoyed a share of 81.4 per cent of total admissions (Chart 1).

The total number of film titles exhibited in 2015 stood at 375. Total screenings amounted to 48,887, with an average 130 screenings per film (Table 4). A total of 906 film shows were projected in 2015, of which 80.4 per cent were first-time releases (Table 6).

Last year, 230 fiction films were screened in cinemas across Malta and Gozo. These types of films attracted 78.7 per cent of total admissions. On their part, animation films totalled to 25 and attracted 19.2 per cent of total admissions (Table 8).

In 2015, the most popular movies were 'Spectre', 'Minions' and 'Fast & Furious 7'. These three films attracted 5.9, 5.3, and 5.2 per cent of total admissions respectively (Table 7).

Total employment in cinemas registered last year stood at 189 persons, of which 82.5 per cent were engaged on a part-time basis (Table 9) ■

Compiled by:

**Unit C1: Living Conditions
and Culture Statistics**

Further information on data:

Ms Josianne GALEA

T. +356 2599 7527

E. josianne.a.galea@gov.mt

Kindly indicate source when quoting from this release.

The advance release calendar may be consulted at www.nso.gov.mt

Issued by: **Dissemination Unit, National Statistics Office, Lascaris, Valletta VLT 2000, Malta.**

T. +356 2599 7219 F. +356 2599 7205 E. nso@gov.mt

<https://twitter.com/NSOMALTA/> | <https://www.facebook.com/nsomalta/>

Table 1. Number of cinema establishments and capacity by number of screens: 2015

Number of screens	Number of cinema establishments	Seating capacity
5 or less	5	1,618
More than 5	3	5,130
Total	8	6,748

Table 2. Number of screens at cinema establishments by type of projection and accessibility: 2015

	Number of cinema establishments	Number of screens	% of total screens
Type of projections in theatre:			
Digital non-3D Film	2	3	8.6
Digital 3D Film	5	31	88.6
Other	1	1	2.9
Total	8	35	100.0
Accessible to disabled persons			
	7	26	74.3

Note: Cinema establishments with theatres supporting more than one type of projection were classified under Digital 3D category.

Table 3. Cinema establishments by type of ticketing facilities and snack kiosks: 2015

	Number	% total
Type of ticketing facilities*:		
Reservation of tickets by phone	6	75.0
Purchasing online and pick-up at cinema	2	25.0
Purchasing online and print-at-home	3	37.5
Snack kiosks:		
None	1	12.5
1 only	4	50.0
More than 1	3	37.5
Total number of establishments	8	100.0

* Cinemas with more than one facility are being counted more than once in this table

Note: Cinema establishments having more than one ticketing system were counted according to the number of facilities provided.

Chart 1. Percentage of admissions by film projection format: 2015

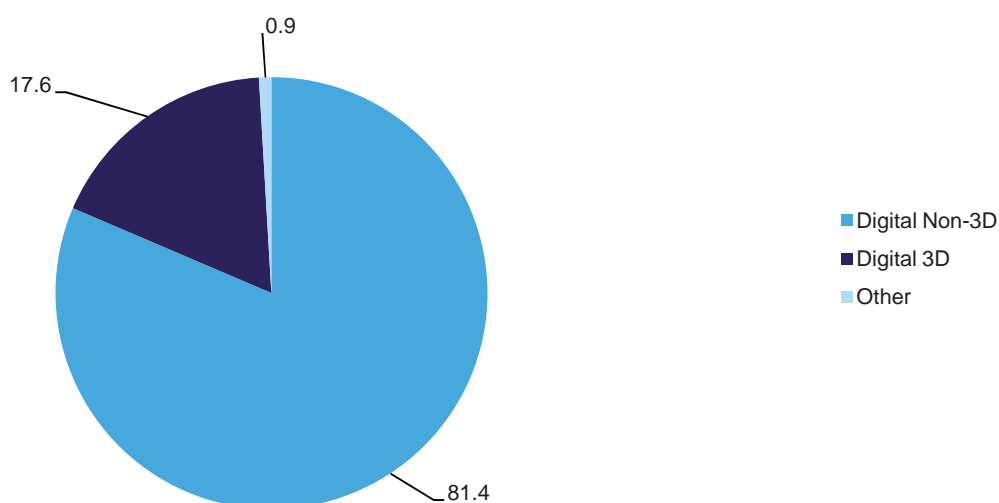


Table 4. Cinema admissions, screenings and gross box office receipts by country of origin of film exhibited: 2015

Country of origin of film	Number of film titles	Number of admissions	Total number of screenings	Gross Box Office receipts (€000)
Malta	8	20,331	1,252	100
Foreign	367	683,912	47,635	4,094
EU	161	116,850	8,640	717
USA	181	556,925	37,814	3,304
Other	25	10,137	1,181	73
Total	375	704,243	48,887	4,194

Table 5. Admissions by country of origin of film: 2015

Country of origin of film	Number of admissions	% admissions
France	18,010	2.6
Malta	20,331	2.9
Australia	6,611	0.9
UK	89,096	12.7
USA	556,925	79.1
Other	13,270	1.9
Total	704,243	100.0

Chart 2. Average number of admissions per film by country of origin of film: 2015

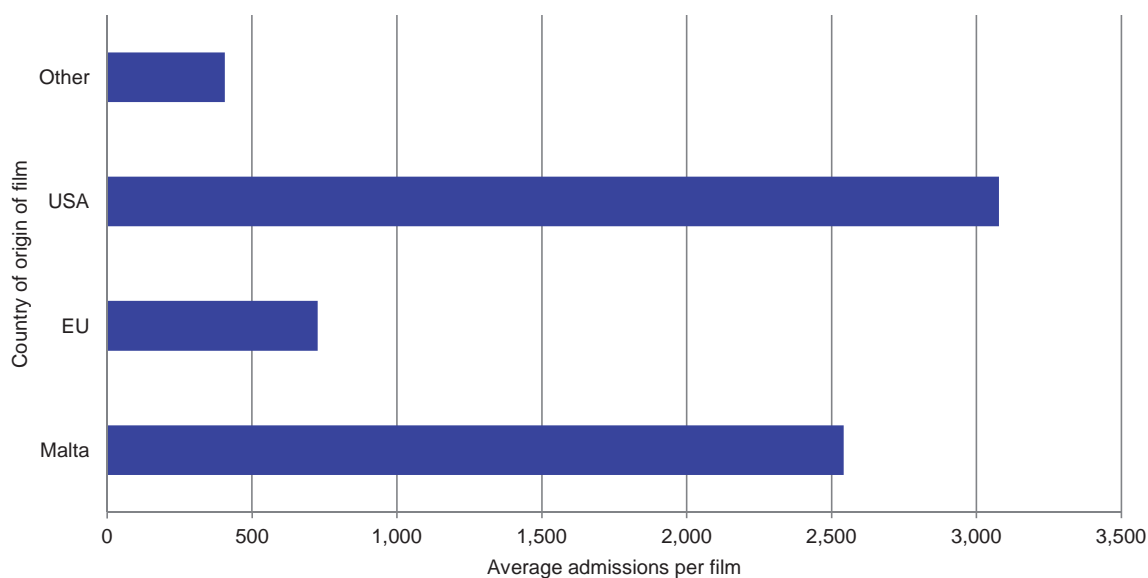


Chart 3. Average number of screening days per film by country of origin of film: 2015

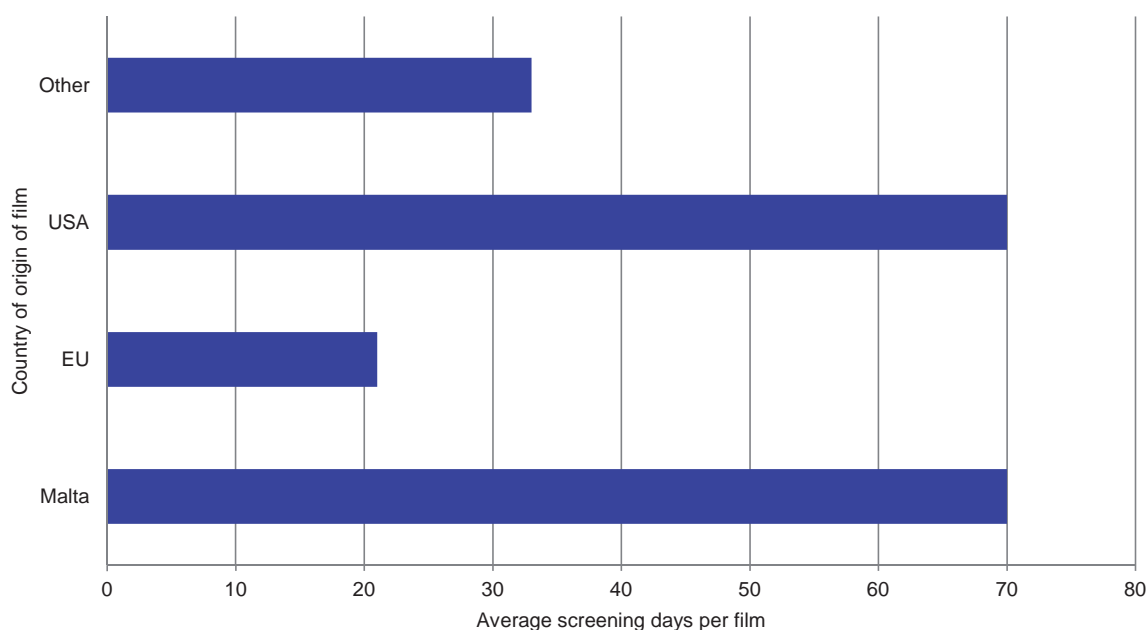


Table 6. Number of film shows by type and occurrence of release: 2015

Type	First-time releases		Re-releases		Total	
	No.	% total	No.	% total	No.	% total
Animation	92	12.6	30	16.9	122	13.5
Documentary	16	2.2	-	-	16	1.8
Fiction (non-animation)	515	70.7	134	75.3	649	71.6
Live/encore screenings	54	7.4	-	-	54	6.0
Other	51	7.0	14	7.9	65	7.2
Total	728	100.0	178	100.0	906	100.0

Table 7. Top ten films exhibited, ranked by number of admissions: 2015

Rank	Film title	Country of origin of film	Type of film	Number of admissions	% admissions
1	Spectre	UK	Fiction	41,369	5.9
2	Minions	US	Animation	37,139	5.3
3	Fast & Furious 7	US	Fiction	36,965	5.2
4	Fifty Shades of Grey	US	Fiction	26,382	3.7
5	Jurassic World	US	Fiction	24,195	3.4
6	Cinderella	US	Fiction	18,635	2.6
7	Star Wars: The Force Awakens	US	Fiction	18,618	2.6
8	Inside Out	US	Animation	17,378	2.5
9	Avengers: Age of Ultron	US	Fiction	16,068	2.3
10	Hotel Transylvania 2	US	Animation	15,127	2.1

* see methodological note 5

Table 8. Number of admissions by type of film exhibited: 2015

Type of film	Number of film titles	Number of admissions	% admissions	Average admissions per film
Animation	25	135,158	19.2	5,406
Documentary	15	5,814	0.8	388
Fiction (Non-animation)	230	554,182	78.7	2,409
Live/encore screenings	48	5,994	0.9	125
Other	57	3,095	0.4	54
Total	375	704,243	100.0	1,878

Chart 4. Average gross box office receipts per film by country of origin of film: 2015

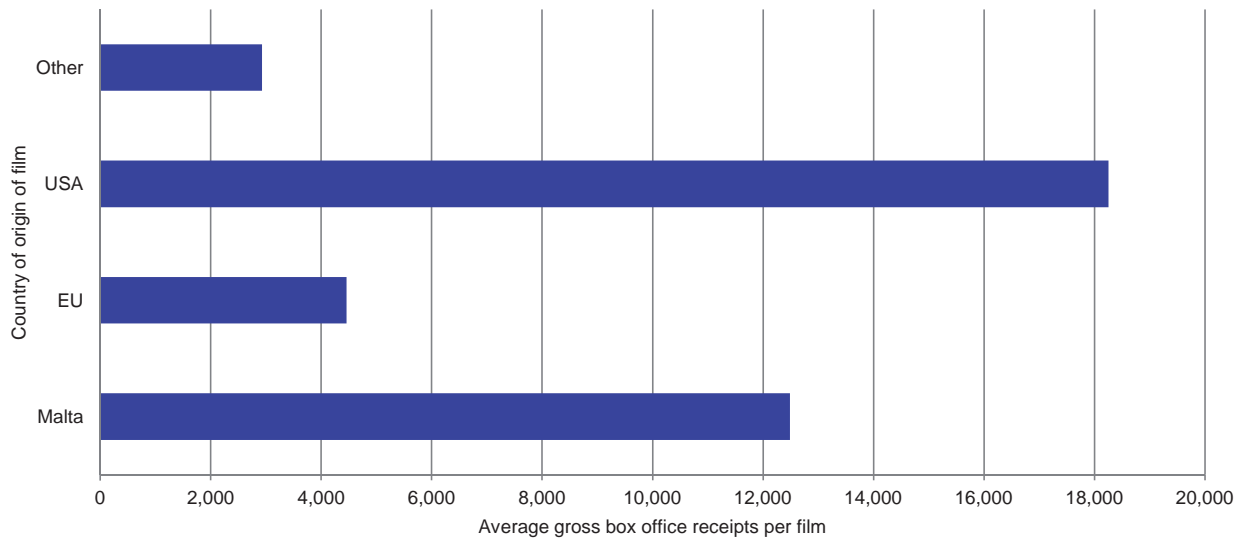


Chart 5. Percentage gross box office receipts by country of origin of film: 2015

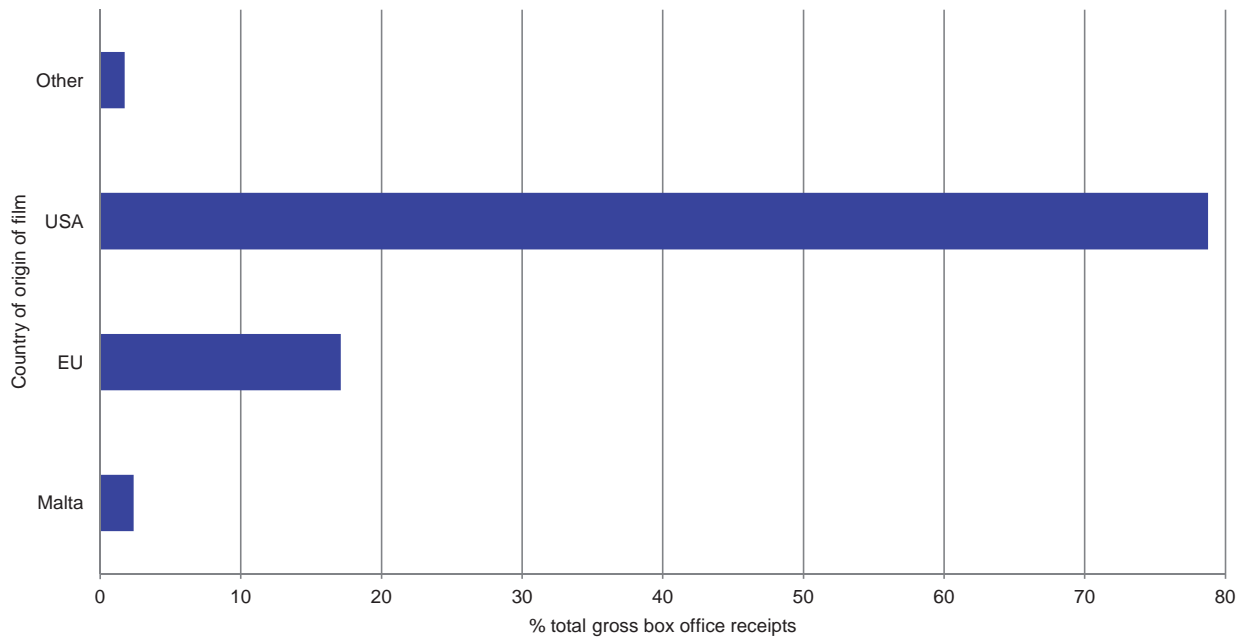


Table 9. Staff levels by quarter: 2015

	January-March	April-June	July-September	October-December	Average
2014					
Employed	191	189	186	189	189
Full-time	34	33	32	31	33
Part-time	157	156	154	158	156
Voluntary workers	4	4	-	4	3
Total	195	193	186	193	192

Methodological Notes

1. A cinema establishment is defined as a fixed commercial business installation primarily engaged in the commercial projection of cinematographic audiovisual works (in 35mm and/or digital format using a minimum of 1.3K resolution), through a regular film programming schedule and ticketing system.
2. For the purposes of this survey, the following explanations are given:
 - Film show: each film title enumerated according to the cinema establishment it is shown in.
 - Screening: each time a film title is shown in the Maltese Islands, irrespective of the cinema establishment it is shown in.
3. Information in this news release was obtained through a survey carried out among all active cinema establishments in Malta and Gozo during reference year 2015.
4. Film details were verified with IMDB website.
5. Data on admissions is split according to month of admission and not the month of release.
6. The survey is dependent on the information provided to the NSO by respondents. While every effort has been made to minimise the extent of under-reporting, the NSO is not responsible for inaccuracies that may emerge as a result of such under-reporting.
7. Totals may not add up due to rounding.
8. The data in this release should be considered as final, although there may be minor revisions further to provision of other data.