

05 December 2016 | 1100 hrs | 197/2016

In 2014, turnover and employment of Maltese-owned foreign affiliates grew by 133.1 per cent and 2.5 per cent respectively.

Outward Foreign Affiliates: 2014

Maltese-owned foreign affiliates generated €1,054.9 million in 2014, up by 133.1 per cent over the previous year. These enterprises employed 6,912 persons abroad, representing an increase of 2.5 per cent over 2013. Accommodation and food service activities was once again the dominant sector for 2014 although it showed a decrease of 0.7 per cent over the previous year. This sector employed 4,624 employees (1.1 per cent increase over the previous year), accounting for 66.9 per cent of total employment in foreign affiliates. On the other hand, in 2014 the Education sector registered an increase of 27.1 per cent over the previous year in terms of turnover, generating €85.4 million (Table 1).

Turnover of Maltese-owned foreign affiliates was mainly generated in countries outside the European Union, with €648.8 million, or 61.5 per cent of the total. In 2014, turnover generated in Europe grew by 40.4 per cent when compared to 2013 (Table 2). Additionally, employment of Maltese-owned foreign affiliates was predominant in Europe with 4,953 employees, or 71.7 per cent of the total. When comparing 2014 to 2013, such employment in Europe increased by 12.6 per cent, whereas in America employment increased by 23.3 per cent to 1,168 persons (Table 3) ■

Chart 1a. Turnover of Maltese-owned foreign affiliates by sector: 2012-2014

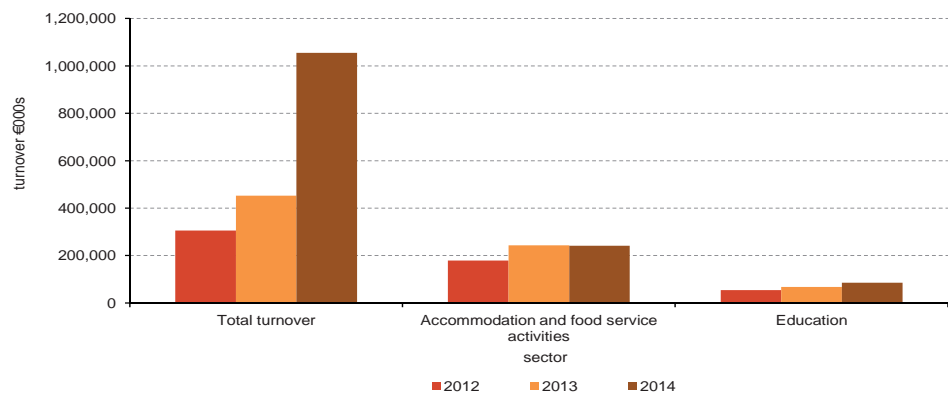
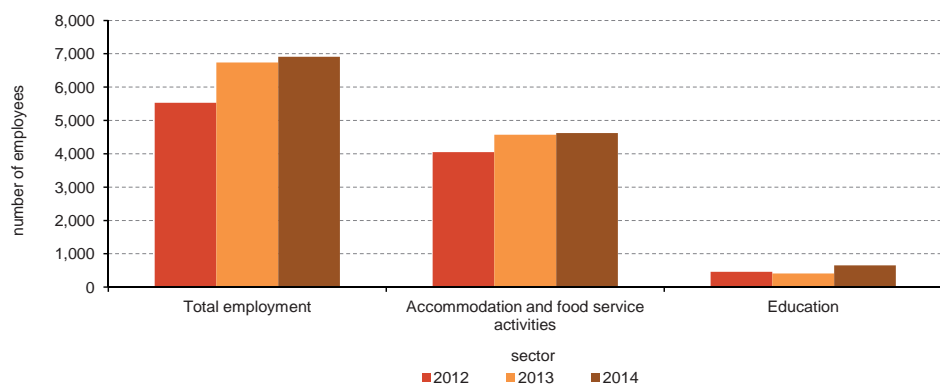


Chart 1b. Employment of Maltese-owned foreign affiliates by sector: 2012-2014



Compiled by:

Unit B1: Structural Business Statistics

Further information on data:

Ms Elaine Grace BORG
T. +356 2599 7342
E. elaine.borg@gov.mt

Kindly indicate source when quoting from this release.
The advance release calendar may be consulted at www.nso.gov.mt

Issued by: **Dissemination Unit, National Statistics Office, Lascaris, Valletta VLT 2000, Malta.**
T. +356 2599 7219 F. +356 2599 7205 E. nso@gov.mt

<https://twitter.com/NSOMALTA/> | <https://www.facebook.com/nsomalta/>

Table 1. Turnover and employment of Maltese-owned foreign affiliates by sector

	2012	2013	2014	% 2014/2013
	€000s			
Total turnover	305,367	452,556	1,054,886	133.1
<i>of which:</i>				
Accommodation and food service activities	179,199	242,843	241,242	-0.7
Education	54,222	67,211	85,448	27.1
	number of employees			
Total employment	5,528	6,741	6,912	2.5
<i>of which:</i>				
Accommodation and food service activities	4,048	4,574	4,624	1.1
Education	463	413	652	57.9

^c confidential

Table 2. Turnover of Maltese-owned foreign affiliates by geographical region

	2012	2013	2014	% 2014/2013
	€000s			
Total turnover	305,367	452,556	1,054,886	133.1
<i>of which:</i>				
Europe	241,348	340,664	478,219	40.4
<i>of which:</i>				
European Union	231,491	275,494	406,100	47.4
Extra EU 28	73,876	177,062	648,786	266.4
<i>of which:</i>				
America	34,007	45,751	62,304	36.2

Table 3. Employment of Maltese-owned foreign affiliates by geographical region

	2012	2013	2014	% 2014/2013
	number of employees			
Total employment	5,528	6,741	6,912	2.5
<i>of which:</i>				
Europe	3,838	4,398	4,953	12.6
<i>of which:</i>				
European Union	3,751	3,863	4,320	11.8
Extra EU 28	1,777	2,878	2,592	-9.9
<i>of which:</i>				
America	503	947	1,168	23.3

Chart 2. Breakdown of turnover of Maltese-owned foreign affiliates by geographical region: 2012-2014

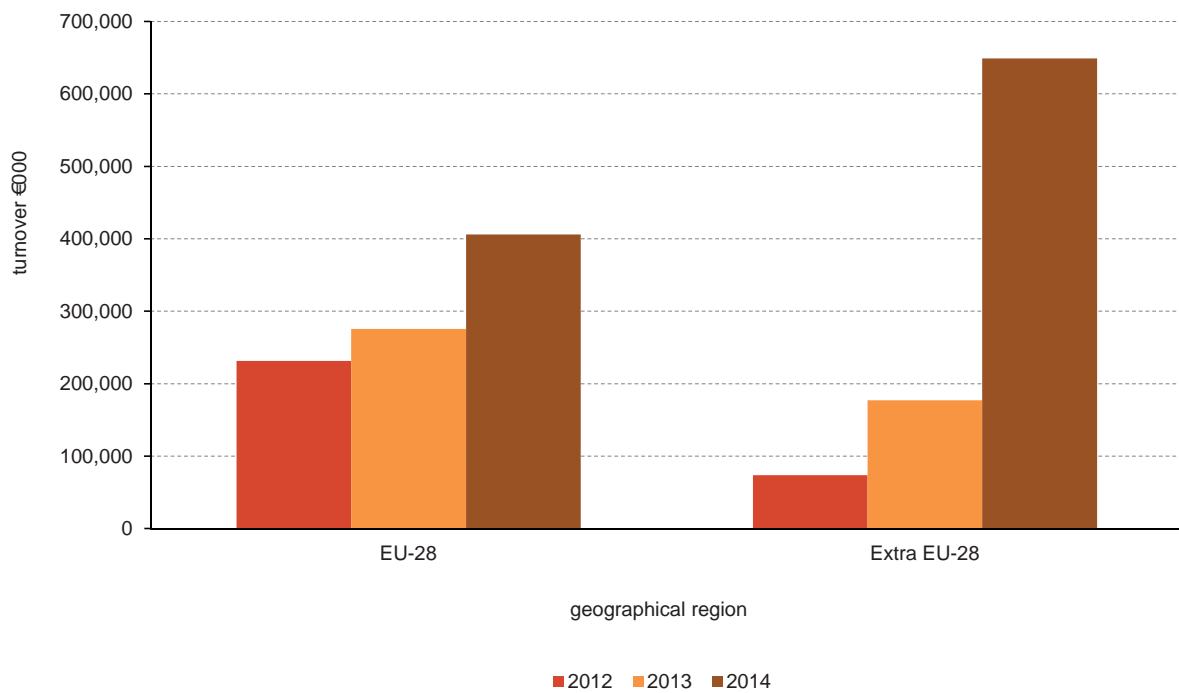
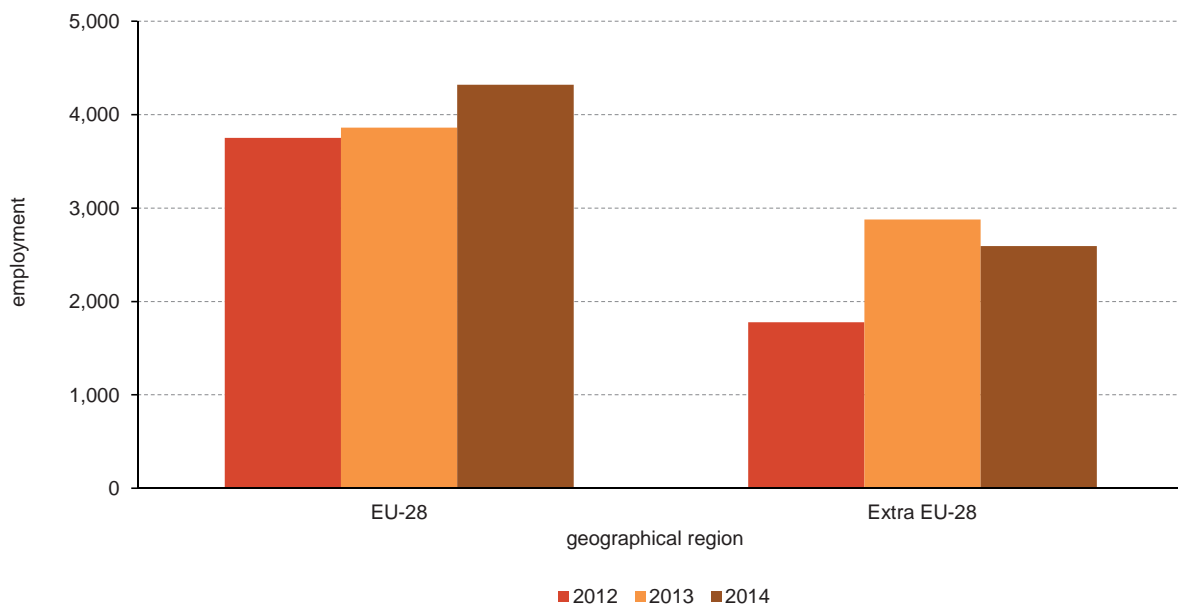


Chart 3. Breakdown of employment of Maltese-owned foreign affiliates by geographical region: 2012-2014



Methodological Notes

1. Outward Foreign Affiliates Statistics (OFATS) cover Maltese-owned enterprises that have at least a 50 per cent shareholding in subsidiaries abroad. These statistics analyse the sectoral and geographical position of the affiliates controlled by resident enterprises. Outward Foreign Affiliates statistics is compiled according to Regulation (EC) No 716/2007 of the European Parliament and of the Council, as amended by Regulation (EC) No 747/2008 and implemented by Regulation (EC) No 364/2008.
2. The questionnaire is sent out annually to all Maltese Ultimate Controlling Institutions (UCIs). The variables requested in the questionnaire are:
 - Names of the subsidiaries abroad;
 - Country of subsidiary;
 - Percentage shareholding;
 - NACE description;
 - Total number of employed persons;
 - Total turnover.
3. The data in this release are provisional and subject to revision.

4. Definitions

The Ultimate Controlling Institution (UCI) is the institutional unit proceeding up a foreign affiliate's chain of control, which is not controlled by another institutional unit (Refer to Foreign Affiliates Statistics (FATS) Recommendations Manual – 2012 Edition).

The economic activity of subsidiaries is classified according to NACE Rev. 2 which corresponds to the Statistical Classification of Economic Activities in the European Community.

America refers to the continent. It includes both North America and South America.

5. More information relating to this news release may be accessed at:

Metadata: <http://nso.gov.mt/metadata/reports.aspx?id=11>

European statistics comparable to data in this News Release are available at:

[EUROSTAT Website/Homepage/Statistics/Data Navigation Tree/Database by themes](#)

>Industry, trade and services

>Structural business statistics (sbs)

>Foreign affiliates of EU enterprises - outward FATS (fats_out)

>Foreign affiliates of EU enterprises - NACE Rev.2, from 2010 onwards (fats_out_r2)

For further assistance send a request from:

<http://nso.gov.mt/en/Services/Pages/Request-for-Information.aspx>