

14 December 2016 | 1100 hrs | 202/2016

Students in formal education during academic year 2014/2015 amounted to 70,355. Overall, female students exceeded male students.

## Students Enrolments: 2014/2015

State-run institutions accounted for 68.4 per cent of total enrolments, while 22.5 per cent and 9.1 per cent of students were enrolled in church and independent schools respectively (Chart 1). During academic year 2014/2015, female students in tertiary education (ISCED levels 5 to 8) outnumbered males, and comprised 55.9 per cent of total student population at these levels (Table 1).

Total students enrolled in mandatory education during 2014/2015 stood at 45,700. Of these, 24,485 attended primary school, while the remaining 21,215 attended secondary school. Students attending primary schools increased by 1.9 per cent while those attending secondary schools decreased by 2.7 per cent when compared to academic year 2013/2014 (Table 2).

The average class size at primary level was lowest in state schools, followed by independent and by church schools. On the other hand, independent schools at secondary level held the smallest average class size (Table 3).

During 2014/2015, foreigners accounted for 6.7 per cent of the total students enrolled in formal education. This resulted in an increase of 1.7 percentage points over the previous academic year. The majority of foreign students were EU nationals (Table 4).

The most popular field of study among tertiary students was 'Business, administration and law' (25.7 per cent), followed by 'Health and welfare' (18.9 per cent) and 'Arts and humanities' (12.0 per cent) (Tables 5 and 6). In tertiary education the field of 'Information and communication technologies' was dominated by males, while females had a stronger presence in the 'Education' field of study (Chart 3).

In vocational education, the largest share of students was enrolled in the field 'Engineering, manufacturing and construction' (20.2 per cent of students), followed by 'Services' (15.9 per cent of students) and 'Information and communication technologies' (15.8 per cent of students) (Chart 4).

The most popular foreign language studied among students at secondary level was Italian (52.9 per cent), followed by French (28.9 per cent), German (9.7 per cent) and Spanish (7.2 per cent) (Chart 5) ■

Compiled by:

**Unit C3: Tourism,  
Education and Information  
Society Statistics**

Further information on data:

**Mr Matthew ZERAFÀ**  
T. +356 2599 7630  
E. matthew.zerafa@gov.mt

Kindly indicate source when quoting from this release.  
The advance release calendar may be consulted at [www.nso.gov.mt](http://www.nso.gov.mt)

Issued by: **Dissemination Unit, National Statistics Office, Lascaris, Valletta VLT 2000, Malta.**  
T. +356 2599 7219 F. +356 2599 7205 E. [nso@gov.mt](mailto:nso@gov.mt)

Table 1. Students enrolled in formal education by academic year, sex and ISCED level

ISCED 2011	2013/2014	2014/2015	Change	Percentage change
	Total			
ISCED 1	24,072	24,624	552	2.3
ISCED 2	12,812	12,533	-279	-2.2
ISCED 3	17,421	16,901	-520	-3.0
ISCED 4	2,651	3,081	430	16.2
ISCED 5	2,147	2,537	390	18.2
ISCED 6	6,914	7,026	112	1.6
ISCED 7	3,419	3,540	121	3.5
ISCED 8	95	113	18	18.9
<b>Total</b>	<b>69,531</b>	<b>70,355</b>	<b>824</b>	<b>1.2</b>
	Males			
ISCED 1	12,303	12,605	302	2.5
ISCED 2	6,602	6,443	-159	-2.4
ISCED 3	8,650	8,234	-416	-4.8
ISCED 4	1,557	1,743	186	11.9
ISCED 5	1,065	1,129	64	6.0
ISCED 6	3,032	3,049	17	0.6
ISCED 7	1,511	1,581	70	4.6
ISCED 8	59	69	10	16.9
<b>Total</b>	<b>34,779</b>	<b>34,853</b>	<b>74</b>	<b>0.2</b>
	Females			
ISCED 1	11,769	12,019	250	2.1
ISCED 2	6,210	6,090	-120	-1.9
ISCED 3	8,771	8,667	-104	-1.2
ISCED 4	1,094	1,338	244	22.3
ISCED 5	1,082	1,408	326	30.1
ISCED 6	3,882	3,977	95	2.4
ISCED 7	1,908	1,959	51	2.7
ISCED 8	36	44	8	22.2
<b>Total</b>	<b>34,752</b>	<b>35,502</b>	<b>750</b>	<b>2.2</b>

Chart 1. Percentage students by academic year and type of school

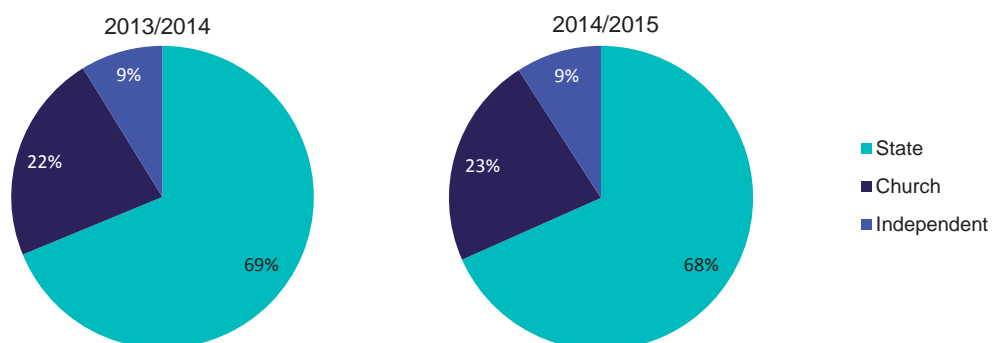


Table 2. Students enrolled in mandatory education by academic year, type of school and class level

	Class	Academic year 2013/2014				Average age*	Academic year 2014/2015				Average age*
		State	Church	Independent	Total		State	Church	Independent	Total	
ISCED 1	Year 1	2,417	1,252	627	4,296	5.0	2,456	1,239	648	4,343	5.0
	Year 2	2,282	1,170	537	3,989	6.0	2,408	1,274	602	4,284	6.0
	Year 3	2,184	1,253	500	3,937	7.0	2,225	1,245	532	4,002	7.0
	Year 4	2,173	1,266	476	3,915	8.1	2,195	1,259	549	4,003	8.0
	Year 5	2,194	1,189	485	3,868	9.0	2,167	1,275	488	3,930	9.0
	Year 6	2,287	1,306	442	4,035	10.0	2,151	1,266	506	3,923	10.0
	<b>Total primary level</b>	<b>13,537</b>	<b>7,436</b>	<b>3,067</b>	<b>24,040</b>	<b>7.5</b>	<b>13,602</b>	<b>7,558</b>	<b>3,325</b>	<b>24,485</b>	<b>7.5</b>
ISCED 2	Form 1	2,053	1,430	512	3,995	11.1	2,190	1,531	464	4,185	11.1
	Form 2	2,102	1,437	525	4,064	12.1	2,080	1,490	462	4,032	12.1
	Form 3	2,437	1,477	532	4,446	13.1	2,134	1,473	487	4,094	13.1
ISCED 3	Form 4	2,523	1,491	495	4,509	14.1	2,436	1,540	478	4,454	14.1
	Form 5	2,722	1,518	551	4,791	15.1	2,534	1,469	447	4,450	15.1
	<b>Total secondary level</b>	<b>11,837</b>	<b>7,353</b>	<b>2,615</b>	<b>21,805</b>	<b>13.2</b>	<b>11,374</b>	<b>7,503</b>	<b>2,338</b>	<b>21,215</b>	<b>13.1</b>
<b>Total</b>	<b>25,374</b>	<b>14,789</b>	<b>5,682</b>	<b>45,845</b>	<b>10.2</b>	<b>24,976</b>	<b>15,061</b>	<b>5,663</b>	<b>45,700</b>	<b>10.1</b>	

\* Students' age is calculated as at 1 January of academic year

Note: Excludes students attending special schools (included in Table 1).

Chart 2. Students average age by ISCED level: 2014/2015

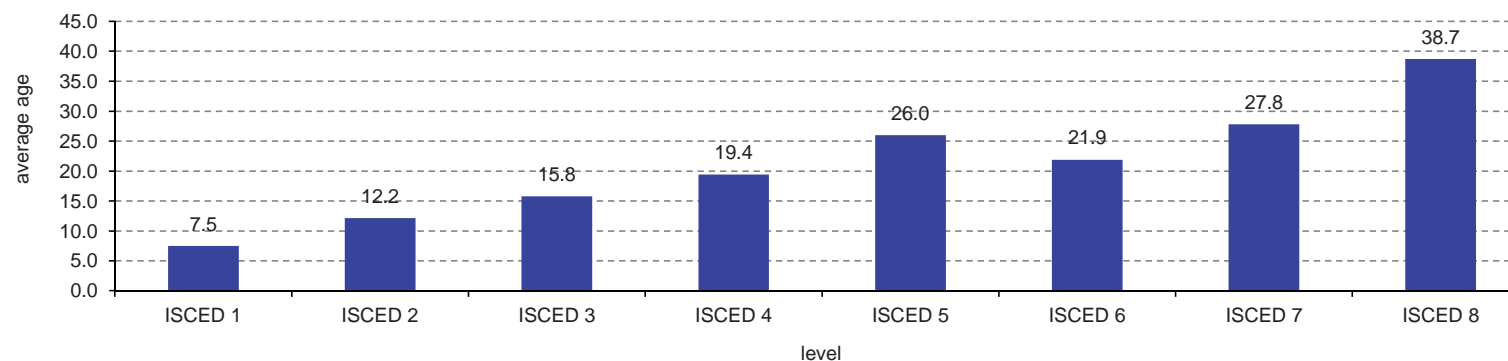


Table 3. Average class size by academic year, type of school and class level

	Year	Academic year 2013/2014			Academic year 2014/2015		
		State	Church	Independent	State	Church	Independent
ISCED 1	<b>Primary Level</b>						
	Year 1	17.5	25.0	19.0	17.5	24.3	20.3
	Year 2	17.2	24.9	20.7	17.1	25.5	20.8
	Year 3	17.1	25.1	18.5	16.1	24.9	21.3
	Year 4	16.8	25.3	19.0	16.5	25.2	19.6
	Year 5	17.6	25.3	20.2	17.2	25.5	18.8
	Year 6	17.7	25.1	17.0	17.1	24.3	20.2
ISCED 2	<b>Secondary Level</b>						
	Form 1	21.2	24.2	19.0	18.4	24.7	16.6
	Form 2	21.0	24.4	17.5	18.4	24.4	17.1
ISCED 3	Form 3	23.0	23.1	17.7	18.9	22.7	16.8
	Form 4	20.3	22.6	18.3	18.9	23.3	17.7
	Form 5	20.6	23.0	17.8	15.0	22.6	16.6

Note: Excludes students attending special schools

Table 4. Students enrolled in formal education by ISCED level, academic year and originating region

Originating region	ISCED 1	ISCED 2	ISCED 3	ISCED 4	ISCED 5	ISCED 6	ISCED 7	ISCED 8	Total
	Academic year: 2014/2015								
<b>Total</b>	<b>24,624</b>	<b>12,533</b>	<b>16,901</b>	<b>3,081</b>	<b>2,537</b>	<b>7,026</b>	<b>3,540</b>	<b>113</b>	<b>70,355</b>
Europe	23,787	12,205	16,583	2,994	2,508	6,978	3,331	109	68,495
<i>of which:</i>									
Maltese	22,585	11,729	16,013	2,895	2,456	6,802	3,038	99	65,617
Other EU	1,067	423	425	73	42	148	269	10	2,457
Non-EU	135	53	145	26	10	28	24	-	421
America	58	33	18	-	1	8	25	1	144
Africa	469	114	95	20	11	17	51	3	780
Asia	295	171	168	66	17	23	131	-	871
Australia	9	2	5	-	-	-	1	-	17
Unknown	6	8	32	1	-	-	1	-	48
<b>% foreigners of total students 2014/2015</b>	<b>8.3</b>	<b>6.4</b>	<b>5.3</b>	<b>6.0</b>	<b>3.2</b>	<b>3.2</b>	<b>14.2</b>	<b>12.4</b>	<b>6.7</b>
	Academic year: 2013/2014								
<b>Total</b>	<b>24,072</b>	<b>12,812</b>	<b>17,421</b>	<b>2,651</b>	<b>2,147</b>	<b>6,914</b>	<b>3,419</b>	<b>95</b>	<b>69,531</b>
Europe	23,636	12,653	17,277	2,579	2,128	6,873	3,228	93	68,467
<i>of which:</i>									
Maltese	22,629	12,301	16,781	2,513	2,085	6,687	2,976	88	66,060
Other EU	782	232	315	42	30	154	236	-	1,791
Non-EU	225	120	181	24	13	32	16	5	616
America	39	21	11	-	-	8	36	1	116
Africa	260	75	55	15	7	11	47	1	471
Asia	126	56	68	56	12	19	107	-	444
Australia	10	7	9	-	-	2	1	-	29
Unknown	1	-	1	1	-	1	-	-	4
<b>% foreigners of total students 2013/2014</b>	<b>6.0</b>	<b>4.0</b>	<b>3.7</b>	<b>5.2</b>	<b>2.9</b>	<b>3.3</b>	<b>13.0</b>	<b>7.4</b>	<b>5.0</b>

Table 5. Tertiary students enrolled in formal education by academic year, sex and field of study

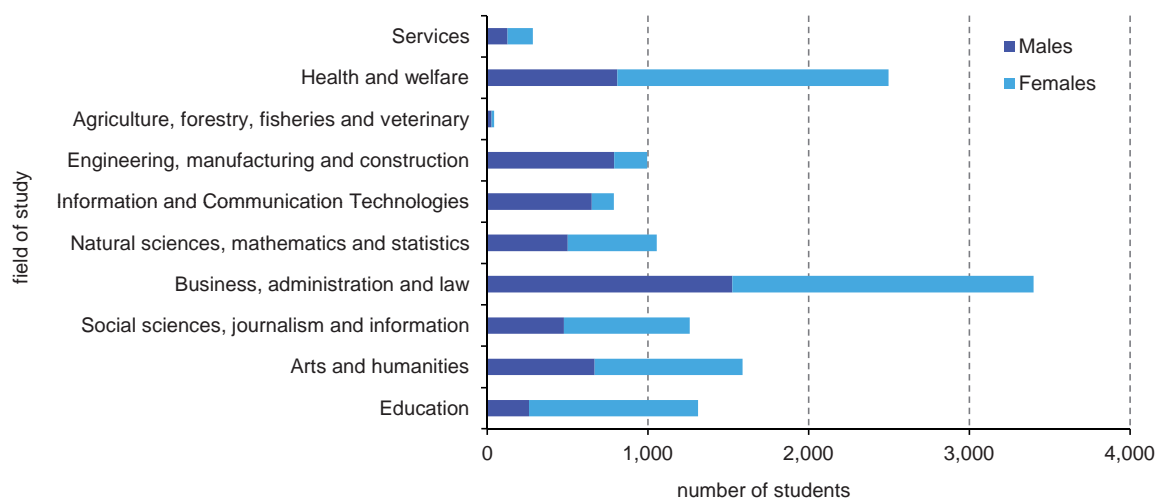
Field of study	Academic year 2013/2014			Academic year 2014/2015			Percentage change $\frac{2014/2015}{2013/2014}$		
	Males	Females	Total	Males	Females	Total	Males	Females	Total
Education	259	893	1,152	260	1,051	1,311	0.4	17.7	13.8
Arts and humanities	666	899	1,565	667	922	1,589	0.2	2.6	1.5
Social sciences, journalism and information	420	709	1,129	476	783	1,259	13.3	10.4	11.5
Business, administration and law	1,417	1,782	3,199	1,524	1,875	3,399	7.6	5.2	6.3
Natural sciences, mathematics and statistics	414	470	884	501	553	1,054	21.0	17.7	19.2
Information and Communication Technologies	730	151	881	649	139	788	-11.1	-7.9	-10.6
Engineering, manufacturing and construction	879	285	1,164	789	205	994	-10.2	-28.1	-14.6
Agriculture, forestry, fisheries and veterinary	14	14	28	26	17	43	85.7	21.4	53.6
Health and welfare	736	1,511	2,247	810	1,686	2,496	10.1	11.6	11.1
Services	132	194	326	126	157	283	-4.5	-19.1	-13.2
<b>Total</b>	<b>5,667</b>	<b>6,908</b>	<b>12,575</b>	<b>5,828</b>	<b>7,388</b>	<b>13,216</b>	<b>2.8</b>	<b>6.9</b>	<b>5.1</b>

Note: Tertiary education refers to ISCED 5 to 8.

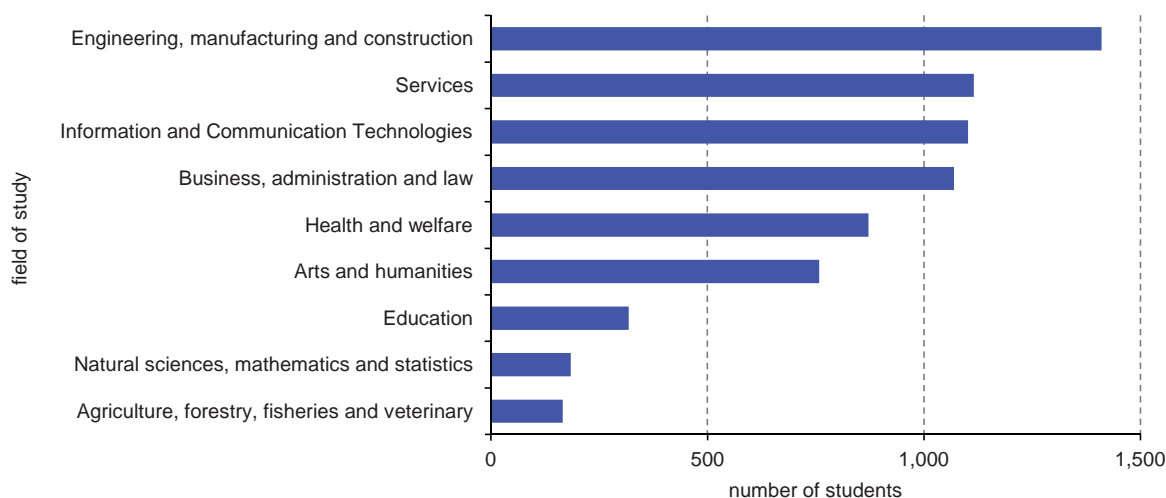
**Table 6. Tertiary students enrolled in formal education by ISCED level and field of study: 2014/2015**

Field of study	ISCED 5	ISCED 6	ISCED 7 and 8	Total
Education	406	687	218	1,311
Arts and humanities	430	766	393	1,589
Social sciences, journalism and information	86	892	281	1,259
Business, administration and law	724	1,649	1,026	3,399
Natural sciences, mathematics and statistics	40	859	155	1,054
Information and Communication Technologies	201	492	95	788
Engineering, manufacturing and construction	212	535	247	994
Agriculture, forestry, fisheries and veterinary	35	8	-	43
Health and welfare	300	974	1,222	2,496
Services	103	164	16	283
<b>Total</b>	<b>2,537</b>	<b>7,026</b>	<b>3,653</b>	<b>13,216</b>

**Chart 3. Students in tertiary education by field of study and sex: 2014/2015**

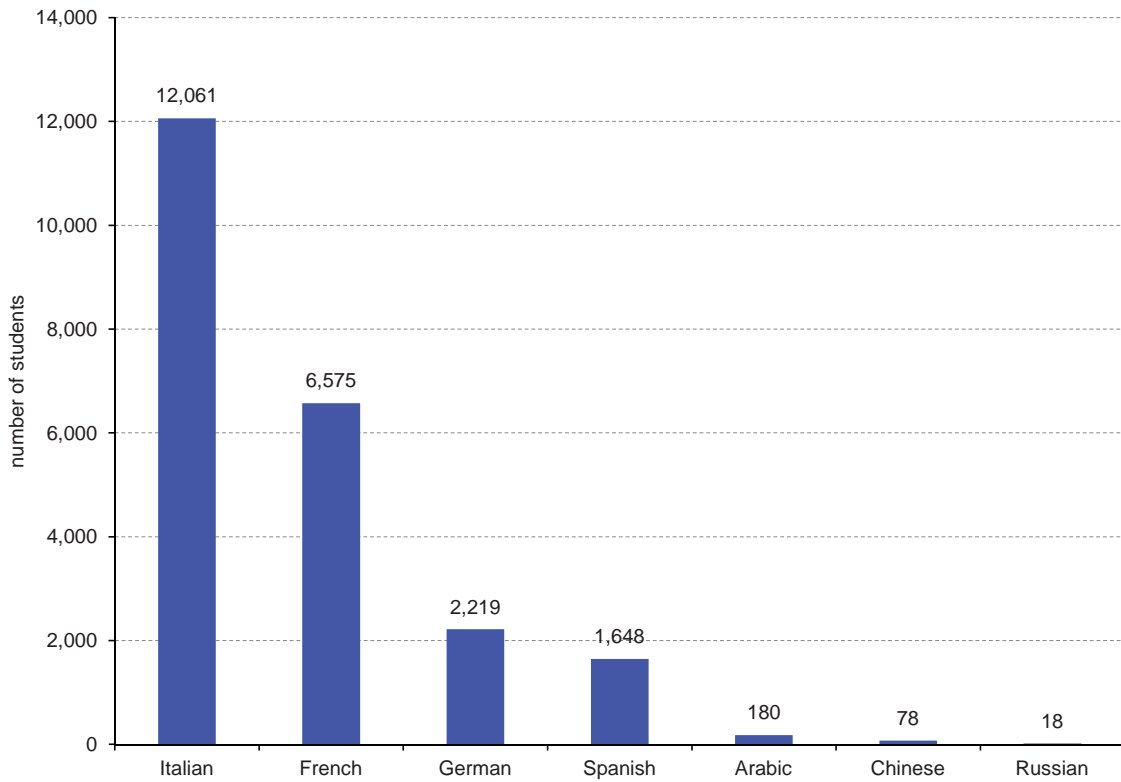


**Chart 4. Fields of study in vocational education institutions: 2014/2015**



Note: Vocational institutions refer to MCAST and ITS.

**Chart 5. Secondary level students by foreign language studied (excluding English):  
2014/2015**



Notes:

1. A student may be studying more than one language.
2. Excludes students attending special schools.
3. Secondary includes education from Form 1 to Form 5.



## Methodological Notes

1. Data collection is carried out during the second quarter of each academic year. The reference period for the information provided being the end of March.
2. All courses in formal education representing at least one semester of full-time study fall within the scope of this news release with the exception of courses that are not home-grown (distance learning).
3. Questionnaires sent to pre-primary to secondary schools, are sent via email using the soft-copy version of the questionnaire. All incoming questionnaires are processed through a custom-made computer software. Post-secondary and tertiary questionnaires are sent to institutions via email.

#### 4. Definitions:

- **Formal education**

Formal education is institutionalised, intentional and planned through public organisations and recognised private bodies, and in its totality constitutes the formal education system of a country. For a full definition refer to the ISCED 2011 manual at <http://www.uis.unesco.org/Education/Documents/isced-2011-en.pdf>

- **International Standard Classification of Education - ISCED**

The International Standard Classification of Education (ISCED) is a framework for assembling, compiling, and analysing cross-nationally comparable statistics on education. ISCED is a member of the United Nations International Family of Economic and Social Classifications and is the reference classification for organizing education programmes and related qualifications by levels and fields of education. The ISCED is a product of international agreement and is adopted formally by the General Conference of UNESCO Member States.

In this release ISCED levels are based on ISCED 2011 classification:

ISCED 0 - Early childhood education

ISCED 1 - Primary education

ISCED 2 - Lower secondary education (including post-secondary vocational certificates)

ISCED 3 - Upper secondary education and post-secondary general education

ISCED 4 - Post-secondary non tertiary education, e.g. National/Extended Diploma

ISCED 5 - Short cycle tertiary education, e.g. Higher National Diploma

ISCED 6 - Bachelor's or equivalent level: tertiary education

ISCED 7 - Master's or equivalent level: tertiary education

ISCED 8 - Doctoral or equivalent level, e.g. PhD: tertiary education

- **Average age** is calculated as at 1st January of the academic year.

- **Mandatory education** includes education from Year 1 to Form 5.

- **Class** refers to a group of students who are physically following a common course of study in the same space.

- **General education**

Programmes that are designed to develop learners' general knowledge, skills and competencies, as well as literacy and numeracy skills, often to prepare students for more advanced education programmes at the same or higher ISCED levels and to lay the foundation for lifelong learning.

- **Vocational education**

Programmes that are designed for learners to acquire the knowledge, skills and competencies specific to a particular occupation, trade or class of occupations or trades. Vocational education may have work-based components. Successful completion of such programmes leads to labour market-relevant vocational qualifications acknowledged as occupationally-oriented by the relevant national authorities and/or the labour market. For the purpose of this release vocational institutions refer to ITS and MCAST.

- **Fields of study**

ISCED Fields of Education and Training classifies education programmes and related qualifications by fields of study. A field is the broad domain, branch or area of content covered by an education programme or qualification. Fields of education and training, and levels of education or educational attainment are cross-classification variables within ISCED and are therefore independent of each other. This classification has been designed principally to describe and categorise fields of education and training at the secondary, post-secondary and tertiary levels of formal education as defined in ISCED 2011, though it may be used for classifying programmes and qualifications offered at other levels. The classification may also be used in other contexts, for example to classify the subject matter of non-formal education, initial and continuing vocational training, or informal learning.

The new ISCED Fields of Education and Training 2013 has been adopted in the classification of enrolled students by field of study as from academic year 2014/15. In view of this, and for figures to be comparable, all information pertaining to academic year 2013/14 has been recoded to reflect this new classification.

5. More information relating to this release may be accessed at:

Metadata: <http://nso.gov.mt/metadata/reports.aspx?id=41>

Classification: <http://nso.gov.mt/metadata/classificationdetails.aspx?id=ISCED 2011>

<https://nso.gov.mt/metadata/classificationdetails.aspx?id=ISCED Fields of Education and Training 2013>