

22 December 2016 | 1100 hrs | 207/2016

Provisional estimates for 2015 indicate that the contribution of Gozo and Comino region to national Gross Domestic Product (GDP) at market prices accounted to 4.3 per cent or €396.3 million.

Regional Gross Domestic Product: 2010-2015

Cut-off date:
16 December 2016

Gross Value Added (GVA) for the regions of Malta and Gozo and Comino increased by 10.0 per cent and 9.8 per cent, respectively when compared to 2014 (Table 1).

Regional Gross Value Added Profile: 2015

All industries in the region of Gozo and Comino registered increases when compared to the previous year. The main increases resulted in economic activities relating to information and communication (J), professional, scientific, technical, administrative and support service activities (M and N) and construction (F). Almost all industries in the region of Malta registered increases, with the exception of the manufacturing (C) industry. The main increases were recorded in the industries comprising: real estate (L), construction (F) and professional, scientific, technical, administrative and support service activities (M and N). The contribution of the private sector in the Gozo and Comino region accounted to 72.0 per cent of the total GVA, while that in the Malta region accounted to 84.7 per cent. Analyses of the contributions to GVA by industry and by region (NUTS 3) are illustrated in Charts 1 and 2.

Regional GVA at basic prices using the Production Approach is derived as the difference between output at basic prices and intermediate consumption at purchasers' prices of industries physically located in each of the respective regions. Thus, regional GDP is not a measure of income but strictly relates to the economic activity prevailing in a particular region. Chart 3 illustrates developments in GDP per capita at market prices for the regions of Malta and Gozo and Comino, respectively. It also compares the per capita GDP at market prices for Gozo and Comino region as a percentage of the national.

Population and Employment: 2015

When compared to 2014, total population in Malta region increased by 1.2 per cent, whereas that in Gozo and Comino increased marginally (Table 3).

Almost all industries in the Gozo and Comino region registered an increase in employment. Main increases resulted in information and communication (J) and professional, scientific, technical, administrative and support service activities (M and N). Drops in employment were mainly recorded in construction (F) and public administration and defence; compulsory social security; education; human health and social work activities (O, P and Q) (Table 4).

Compiled by:

Unit 02: Regional Statistics

Further information on data:

Mr Manuel TABONE

T. +356 2599 7701

E. manuel.tabone@gov.mt

Kindly indicate source when quoting from this release.

The advance release calendar may be consulted at www.nso.gov.mt

Issued by: **Dissemination Unit, National Statistics Office, Lascaris, Valletta VLT 2000, Malta.**

T. +356 2599 7219 F. +356 2599 7205 E. nso@gov.mt

<https://twitter.com/NSOMALTA/> | <https://www.facebook.com/nsomalta/>

The majority of the industries in the region of Malta registered increases in employment. The main increases resulted in real estate (L), agriculture, forestry and fishing (A), arts, entertainment and recreation; repair of household goods and other services (R, S, T and U) activities. Decreases in employment were recorded in public administration and defence; compulsory social security; education; human health and social work activities (O, P and Q) (Table 4) ■

Chart 1. Regional contribution to GVA (B.1g) by industry A*10/11: 2015
(NUTS 3), € million

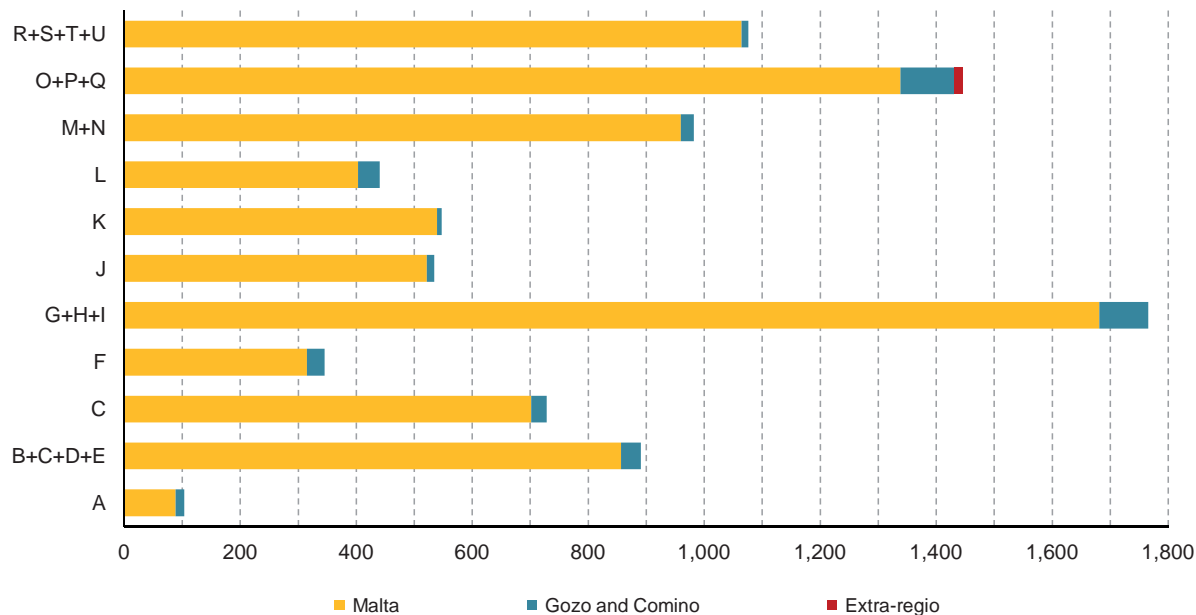


Chart 2. Distribution of regional GVA (B.1g) by industry A*10/11: 2015
(NUTS 3), per cent

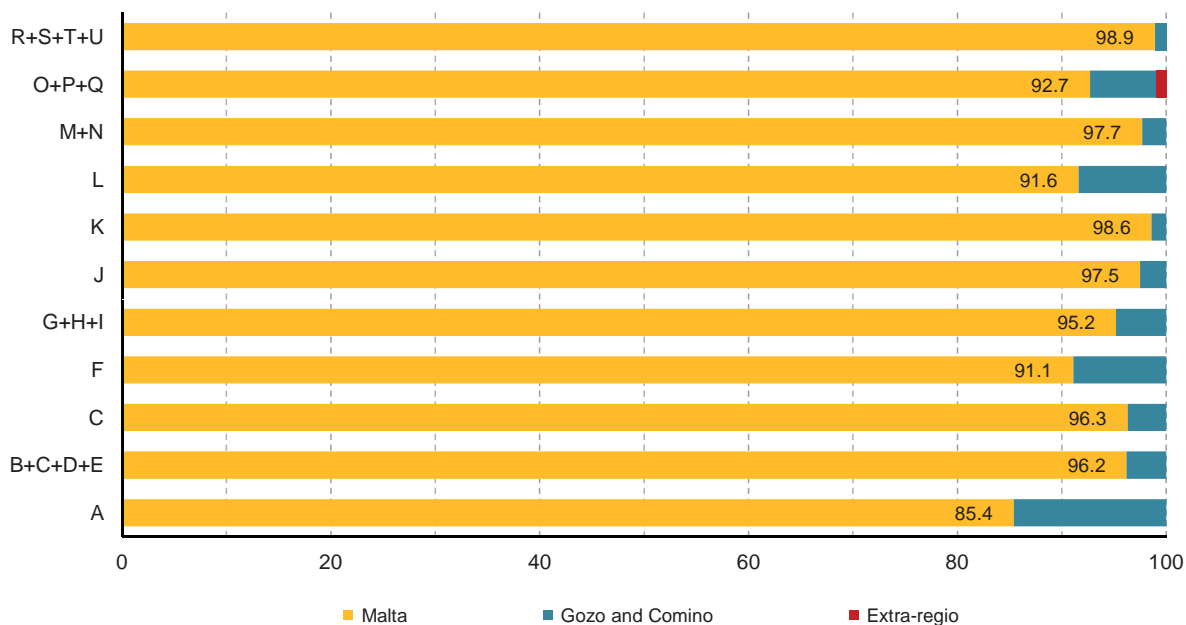


Table 1. Gross Value Added at basic prices (B.1g) by industry (NUTS 3)

| NACE Rev 2 at A*10/11 | | | 2010 | 2011 | 2012 | 2013 | 2014 | 2015 | |
|--|---|-------|-----------------|-----------|-----------|-----------|-----------|-----------|-----------|
| €000 | | | | | | | | | |
| A | Agriculture, forestry and fishing | MT | MALTA | 96,116 | 95,196 | 93,826 | 90,986 | 95,577 | 103,612 |
| | | MT001 | Malta | 81,818 | 80,856 | 80,331 | 77,178 | 81,421 | 88,455 |
| | | MT002 | Gozo and Comino | 14,298 | 14,340 | 13,495 | 13,807 | 14,156 | 15,157 |
| B+C+D+E | Mining and quarrying; manufacturing; electricity, gas, steam and air conditioning supply; water supply; sewerage, waste management and remediation activities | MT | MALTA | 893,627 | 869,344 | 816,128 | 840,957 | 851,927 | 890,419 |
| | | MT001 | Malta | 862,642 | 838,727 | 788,316 | 809,955 | 821,155 | 856,256 |
| | | MT002 | Gozo and Comino | 30,985 | 30,617 | 27,813 | 31,002 | 30,772 | 34,163 |
| C | <i>of which Manufacturing</i> | MT | MALTA | 749,666 | 786,207 | 791,102 | 726,694 | 733,299 | 728,204 |
| | | MT001 | Malta | 727,332 | 762,681 | 768,372 | 703,693 | 708,587 | 701,613 |
| | | MT002 | Gozo and Comino | 22,334 | 23,526 | 22,730 | 23,000 | 24,712 | 26,591 |
| F | Construction | MT | MALTA | 270,298 | 282,058 | 275,139 | 294,620 | 301,684 | 345,563 |
| | | MT001 | Malta | 246,168 | 257,811 | 250,546 | 269,107 | 275,514 | 314,889 |
| | | MT002 | Gozo and Comino | 24,130 | 24,248 | 24,593 | 25,513 | 26,169 | 30,674 |
| G+H+I | Wholesale and retail trade; repair of motor vehicles and motorcycles; transportation and storage; accommodation and food service activities | MT | MALTA | 1,236,910 | 1,289,514 | 1,397,507 | 1,528,666 | 1,621,958 | 1,765,362 |
| | | MT001 | Malta | 1,178,580 | 1,228,886 | 1,331,872 | 1,458,021 | 1,544,867 | 1,681,073 |
| | | MT002 | Gozo and Comino | 58,329 | 60,628 | 65,635 | 70,645 | 77,091 | 84,289 |
| J | Information and communication | MT | MALTA | 319,745 | 367,495 | 373,206 | 369,647 | 475,276 | 534,702 |
| | | MT001 | Malta | 313,087 | 360,418 | 366,519 | 362,456 | 465,022 | 521,380 |
| | | MT002 | Gozo and Comino | 6,658 | 7,077 | 6,687 | 7,192 | 10,254 | 13,322 |
| K | Financial and insurance activities | MT | MALTA | 451,988 | 450,298 | 525,065 | 523,478 | 503,832 | 547,070 |
| | | MT001 | Malta | 443,377 | 442,188 | 516,735 | 515,666 | 496,220 | 539,432 |
| | | MT002 | Gozo and Comino | 8,611 | 8,111 | 8,329 | 7,811 | 7,611 | 7,638 |
| L | Real estate activities | MT | MALTA | 347,074 | 369,919 | 373,206 | 382,109 | 382,721 | 440,190 |
| | | MT001 | Malta | 308,723 | 332,589 | 337,777 | 347,898 | 350,319 | 403,233 |
| | | MT002 | Gozo and Comino | 38,350 | 37,329 | 35,429 | 34,212 | 32,402 | 36,958 |
| M+N | Professional, scientific and technical activities; administrative and support service activities | MT | MALTA | 536,532 | 570,738 | 651,755 | 731,533 | 858,901 | 981,994 |
| | | MT001 | Malta | 524,207 | 559,600 | 639,117 | 715,821 | 839,947 | 959,753 |
| | | MT002 | Gozo and Comino | 12,326 | 11,138 | 12,638 | 15,712 | 18,954 | 22,241 |
| O+P+Q | Public administration and defence; compulsory social security; education; human health and social work activities | MT | MALTA | 1,061,729 | 1,111,113 | 1,178,623 | 1,255,991 | 1,349,979 | 1,444,333 |
| | | MT001 | Malta | 982,481 | 1,027,893 | 1,091,109 | 1,163,416 | 1,246,943 | 1,338,443 |
| | | MT002 | Gozo and Comino | 67,157 | 71,024 | 74,916 | 79,420 | 89,493 | 92,108 |
| | | MTZZZ | Extra-Regio | 12,091 | 12,196 | 12,598 | 13,155 | 13,543 | 13,782 |
| R+S+T+U | Arts, entertainment and recreation; repair of household goods and other services | MT | MALTA | 576,750 | 547,555 | 589,188 | 687,965 | 949,516 | 1,076,081 |
| | | MT001 | Malta | 569,012 | 538,909 | 580,825 | 678,776 | 939,413 | 1,064,431 |
| | | MT002 | Gozo and Comino | 7,737 | 8,645 | 8,363 | 9,189 | 10,103 | 11,650 |
| | | MT | MALTA | 5,790,768 | 5,953,228 | 6,273,644 | 6,705,951 | 7,391,373 | 8,129,325 |
| | | MT001 | Malta | 5,510,095 | 5,667,877 | 5,983,147 | 6,398,293 | 7,060,823 | 7,767,345 |
| | | MT002 | Gozo and Comino | 268,581 | 273,155 | 277,899 | 294,503 | 317,007 | 348,199 |
| | | MTZZZ | Extra-Regio | 12,091 | 12,196 | 12,598 | 13,155 | 13,543 | 13,782 |
| Gross Value Added at basic prices | | | | | | | | | |

Table 1A. Contribution of regional Gross Value Added to total economy (B.1g) by industry (NUTS 3)

| NACE Rev 2 at A*10/11 | | | 2010 | 2011 | 2012 | 2013 | 2014 | 2015 | per cent |
|--|---|-------|-----------------|--------|--------|--------|--------|--------|----------|
| A | Agriculture, forestry and fishing | MT | MALTA | 1.66 | 1.60 | 1.50 | 1.36 | 1.29 | 1.27 |
| | | MT001 | Malta | 1.41 | 1.36 | 1.28 | 1.15 | 1.10 | 1.09 |
| | | MT002 | Gozo and Comino | 0.25 | 0.24 | 0.22 | 0.21 | 0.19 | 0.19 |
| B+C+D+E | Mining and quarrying; manufacturing; electricity, gas, steam and air conditioning supply; water supply; sewerage, waste management and remediation activities | MT | MALTA | 15.43 | 14.60 | 13.01 | 12.54 | 11.53 | 10.95 |
| | | MT001 | Malta | 14.90 | 14.09 | 12.57 | 12.08 | 11.11 | 10.53 |
| | | MT002 | Gozo and Comino | 0.54 | 0.51 | 0.44 | 0.46 | 0.42 | 0.42 |
| C | <i>of which Manufacturing</i> | MT | MALTA | 12.95 | 13.21 | 12.61 | 10.84 | 9.92 | 8.96 |
| | | MT001 | Malta | 12.56 | 12.81 | 12.25 | 10.49 | 9.59 | 8.63 |
| | | MT002 | Gozo and Comino | 0.39 | 0.40 | 0.36 | 0.34 | 0.33 | 0.33 |
| F | Construction | MT | MALTA | 4.67 | 4.74 | 4.39 | 4.39 | 4.08 | 4.25 |
| | | MT001 | Malta | 4.25 | 4.33 | 3.99 | 4.01 | 3.73 | 3.87 |
| | | MT002 | Gozo and Comino | 0.42 | 0.41 | 0.39 | 0.38 | 0.35 | 0.38 |
| G+H+I | Wholesale and retail trade; repair of motor vehicles and motorcycles; transportation and storage; accommodation and food service activities | MT | MALTA | 21.36 | 21.66 | 22.28 | 22.80 | 21.94 | 21.72 |
| | | MT001 | Malta | 20.35 | 20.64 | 21.23 | 21.74 | 20.90 | 20.68 |
| | | MT002 | Gozo and Comino | 1.01 | 1.02 | 1.05 | 1.05 | 1.04 | 1.04 |
| J | Information and communication | MT | MALTA | 5.52 | 6.17 | 5.95 | 5.51 | 6.43 | 6.58 |
| | | MT001 | Malta | 5.41 | 6.05 | 5.84 | 5.41 | 6.29 | 6.41 |
| | | MT002 | Gozo and Comino | 0.12 | 0.12 | 0.11 | 0.11 | 0.14 | 0.16 |
| K | Financial and insurance activities | MT | MALTA | 7.81 | 7.56 | 8.37 | 7.81 | 6.82 | 6.73 |
| | | MT001 | Malta | 7.66 | 7.43 | 8.24 | 7.69 | 6.71 | 6.64 |
| | | MT002 | Gozo and Comino | 0.15 | 0.14 | 0.13 | 0.12 | 0.10 | 0.09 |
| L | Real estate activities | MT | MALTA | 5.99 | 6.21 | 5.95 | 5.70 | 5.18 | 5.41 |
| | | MT001 | Malta | 5.33 | 5.59 | 5.38 | 5.19 | 4.74 | 4.96 |
| | | MT002 | Gozo and Comino | 0.66 | 0.63 | 0.56 | 0.51 | 0.44 | 0.45 |
| M+N | Professional, scientific and technical activities; administrative and support service activities | MT | MALTA | 9.27 | 9.59 | 10.39 | 10.91 | 11.62 | 12.08 |
| | | MT001 | Malta | 9.05 | 9.40 | 10.19 | 10.67 | 11.36 | 11.81 |
| | | MT002 | Gozo and Comino | 0.21 | 0.19 | 0.20 | 0.23 | 0.26 | 0.27 |
| O+P+Q | Public administration and defence; compulsory social security; education; human health and social work activities | MT | MALTA | 18.33 | 18.66 | 18.79 | 18.73 | 18.26 | 17.77 |
| | | MT001 | Malta | 16.97 | 17.27 | 17.39 | 17.35 | 16.87 | 16.46 |
| | | MT002 | Gozo and Comino | 1.16 | 1.19 | 1.19 | 1.18 | 1.21 | 1.13 |
| | | MTZZZ | Extra-Regio | 0.21 | 0.20 | 0.20 | 0.20 | 0.18 | 0.17 |
| R+S+T+U | Arts, entertainment and recreation; repair of household goods and other services | MT | MALTA | 9.96 | 9.20 | 9.39 | 10.26 | 12.85 | 13.24 |
| | | MT001 | Malta | 9.83 | 9.05 | 9.26 | 10.12 | 12.71 | 13.09 |
| | | MT002 | Gozo and Comino | 0.13 | 0.15 | 0.13 | 0.14 | 0.14 | 0.14 |
| | | MT | MALTA | 100.00 | 100.00 | 100.00 | 100.00 | 100.00 | 100.00 |
| Gross Value Added at basic prices | | MT001 | Malta | 95.15 | 95.21 | 95.37 | 95.41 | 95.53 | 95.55 |
| | | MT002 | Gozo and Comino | 4.64 | 4.59 | 4.43 | 4.39 | 4.29 | 4.28 |
| | | MTZZZ | Extra-Regio | 0.21 | 0.20 | 0.20 | 0.20 | 0.18 | 0.17 |

Note: Data may not add up due to rounding.

Table 2. Gross Domestic Product at market prices (B.1*g) (NUTS 3)

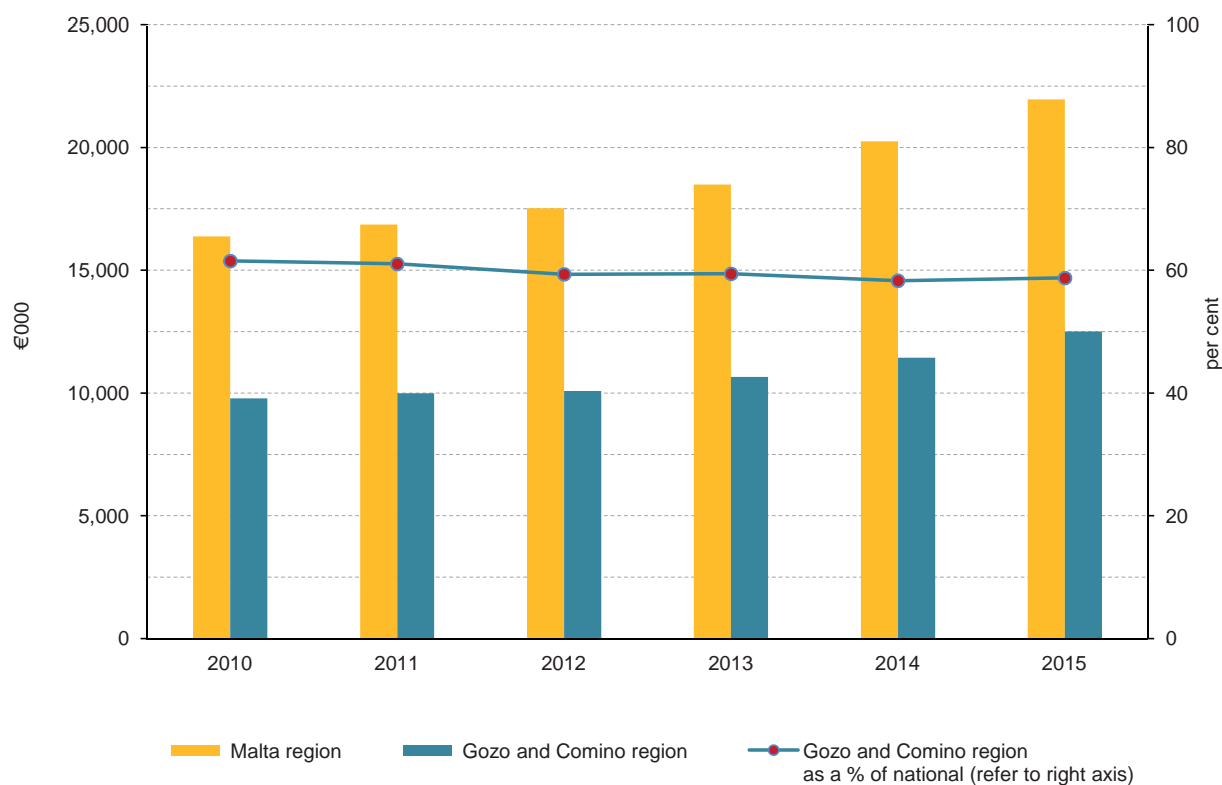
| | | 2010 | 2011 | 2012 | 2013 | 2014 | 2015 |
|-------|-----------------|-----------|-----------|-----------|-----------|-----------|-----------|
| | | €000 | | | | | |
| MT | MALTA | 6,599,507 | 6,834,915 | 7,160,514 | 7,631,060 | 8,426,282 | 9,250,327 |
| MT001 | Malta | 6,281,246 | 6,509,027 | 6,830,653 | 7,282,694 | 8,051,264 | 8,840,250 |
| MT002 | Gozo and Comino | 306,170 | 313,693 | 317,263 | 335,211 | 361,474 | 396,296 |
| MTZZZ | Extra-Regio | 12,091 | 12,196 | 12,598 | 13,155 | 13,543 | 13,782 |

Table 3. Total population (NUTS 3)

| | | 2010 | 2011 | 2012 | 2013 | 2014 | 2015 |
|-------|-----------------|---------|---------|---------|---------|---------|---------|
| MT | MALTA | 414,989 | 417,546 | 421,364 | 425,384 | 429,344 | 434,403 |
| MT001 | Malta | 383,685 | 386,143 | 389,906 | 393,938 | 397,752 | 402,720 |
| MT002 | Gozo and Comino | 31,304 | 31,403 | 31,458 | 31,446 | 31,592 | 31,683 |

Note: Data as at 31 December.

Chart 3. Per capita regional GDP at market prices (NUTS 3)



Note: Refer to methodological note 6.

Table 4. Total employed persons by industry and place of work (NUTS 3)

| NACE Rev 2 at A*10/11 | | | 2010 | 2011 | 2012 | 2013 | 2014 | 2015 | |
|-------------------------|---|-------|-----------------|---------|---------|---------|---------|---------|---------|
| A | Agriculture, forestry and fishing | MT | MALTA | 2,958 | 2,974 | 2,956 | 2,960 | 2,936 | 3,281 |
| | | MT001 | Malta | 2,343 | 2,360 | 2,340 | 2,345 | 2,322 | 2,670 |
| | | MT002 | Gozo and Comino | 615 | 614 | 616 | 615 | 614 | 611 |
| B+C+D+E | Mining and quarrying; manufacturing; electricity, gas, steam and air conditioning supply; water supply; sewerage, waste management and remediation activities | MT | MALTA | 25,562 | 25,358 | 25,173 | 25,264 | 24,108 | 24,237 |
| | | MT001 | Malta | 24,292 | 24,107 | 23,996 | 24,116 | 23,014 | 23,114 |
| | | MT002 | Gozo and Comino | 1,270 | 1,251 | 1,177 | 1,148 | 1,094 | 1,123 |
| C | <i>of which Manufacturing</i> | MT | MALTA | 21,962 | 21,843 | 21,738 | 21,890 | 22,167 | 22,265 |
| | | MT001 | Malta | 20,983 | 20,870 | 20,825 | 21,000 | 21,259 | 21,314 |
| | | MT002 | Gozo and Comino | 979 | 973 | 913 | 890 | 908 | 951 |
| F | Construction | MT | MALTA | 13,272 | 13,226 | 12,972 | 9,924 | 10,102 | 11,082 |
| | | MT001 | Malta | 12,225 | 12,205 | 11,963 | 8,923 | 9,093 | 10,087 |
| | | MT002 | Gozo and Comino | 1,047 | 1,021 | 1,009 | 1,001 | 1,009 | 995 |
| G+H+I | Wholesale and retail trade; repair of motor vehicles and motorcycles; transportation and storage; accommodation and food service activities | MT | MALTA | 52,443 | 54,053 | 55,573 | 56,128 | 58,015 | 60,591 |
| | | MT001 | Malta | 49,694 | 51,148 | 52,560 | 53,097 | 54,822 | 57,297 |
| | | MT002 | Gozo and Comino | 2,749 | 2,905 | 3,013 | 3,031 | 3,193 | 3,294 |
| J | Information and communication | MT | MALTA | 5,439 | 5,585 | 5,949 | 6,158 | 6,817 | 7,311 |
| | | MT001 | Malta | 5,328 | 5,493 | 5,863 | 6,059 | 6,694 | 7,137 |
| | | MT002 | Gozo and Comino | 111 | 92 | 86 | 99 | 123 | 174 |
| K | Financial and insurance activities | MT | MALTA | 7,388 | 7,635 | 7,946 | 8,421 | 8,909 | 9,470 |
| | | MT001 | Malta | 7,206 | 7,453 | 7,762 | 8,236 | 8,722 | 9,279 |
| | | MT002 | Gozo and Comino | 182 | 182 | 184 | 185 | 187 | 191 |
| L | Real estate activities | MT | MALTA | 1,222 | 1,215 | 1,253 | 1,311 | 1,425 | 1,690 |
| | | MT001 | Malta | 1,105 | 1,097 | 1,140 | 1,201 | 1,313 | 1,574 |
| | | MT002 | Gozo and Comino | 117 | 118 | 113 | 110 | 112 | 116 |
| M+N | Professional, scientific and technical activities; administrative and support service activities | MT | MALTA | 17,642 | 18,556 | 20,051 | 22,300 | 26,216 | 28,705 |
| | | MT001 | Malta | 17,231 | 18,144 | 19,606 | 21,840 | 25,627 | 27,982 |
| | | MT002 | Gozo and Comino | 411 | 412 | 445 | 460 | 589 | 723 |
| O+P+ Q | Public administration and defence; compulsory social security; education; human health and social work activities | MT | MALTA | 40,326 | 41,613 | 42,882 | 48,136 | 50,238 | 49,508 |
| | | MT001 | Malta | 37,415 | 38,712 | 39,944 | 44,860 | 46,849 | 46,143 |
| | | MT002 | Gozo and Comino | 2,911 | 2,901 | 2,938 | 3,276 | 3,389 | 3,365 |
| R+S+T+U | Arts, entertainment and recreation; repair of household goods and other services | MT | MALTA | 8,523 | 8,994 | 9,588 | 9,987 | 10,781 | 12,207 |
| | | MT001 | Malta | 8,166 | 8,637 | 9,234 | 9,598 | 10,358 | 11,774 |
| | | MT002 | Gozo and Comino | 357 | 357 | 354 | 389 | 423 | 433 |
| Total employment | | MT | MALTA | 174,775 | 179,209 | 184,343 | 190,589 | 199,547 | 208,082 |
| | | MT001 | Malta | 165,005 | 169,356 | 174,408 | 180,275 | 188,814 | 197,057 |
| | | MT002 | Gozo and Comino | 9,770 | 9,853 | 9,935 | 10,314 | 10,733 | 11,025 |

Notes:

Employed persons comprise full-time and part-time (primary only) employment.
Data as at 31 December.

Methodological Notes:

- The estimates of the national Gross Value Added (GVA) correspond to the news release *Gross Domestic Product: Q3/2016 - NR199/2016*. This news release, *Regional Gross Domestic Product: 2010-2015 - NR207/2016*, introduced a **temporary break in series** in the regional computations of Gross Value Added at basic prices and Gross Domestic Product (GDP) at market prices, respectively. **Users are being notified that data in this news release is strictly not comparable to past data for the period 2000-2009 published earlier.**
- Revisions in the regional allocations are being effected for the period 2010-2015.** Adjustments were effected in the regional (NUTS 3) GVA allocations, aligning estimates in accordance to the residence principle, i.e. allocating the GVA to the region where the producer unit is resident. During 2017, the NSO is targeting to restore the time-series retrospectively till year 2000.
- All data in this news release is in line with the European System of Accounts (ESA 2010) (ISBN 978-92-79-31242-7) and the manual on Regional Accounts Methods (ISBN 978-92-79-32357-7). The European System of National and Regional Accounts is an internationally compatible accounting framework for a systematic and detailed description of a total economy (whether this is a region, a country, or a group of countries), its components, and its relations with other total economies. Regional accounts are a regional specification of the corresponding accounts of the total economy.
- The estimation approach remained unchanged; direct computation for public sector GVA based on the sum of costs and a top-down approach for the private sector component. Adjustments in the regional GVA which were strictly attributable to the private sector component are not resulting from a change in methodology but from improvements in the regional employment definitions; reflecting better coherence with the 'residence principle' (as per location of producer unit). The revisions link to improved regional (NUTS 3) employment data published in the news release *Regional Labour Supply by Place of Residence and Work: 2010-2015 - NR180/2016*.
- Employment (NUTS 3) data by place of work was established on the basis of JobsPlus register. Regional JobsPlus data for the public sector was already consistent with the place of work definition. The NSO applied adjustments to the private sector data in order to alter employment definition from place of residence to place of work. Detailed explanations related to the adjustments made are available in the methodological notes of the news release *Regional Labour Supply by Place of Residence and Work: 2010-2015 - NR180/2016*.
- GVA estimates in this news release are based on the Production Approach.** Regional GVA at basic prices using the Production Approach is equivalent to the difference between output at basic prices and intermediate consumption at purchasers' prices of industries physically located in each of the respective regions. The adjustments implied that the GVA at basic prices attributable to net commuter workers in Malta region originating from the Gozo and Comino region were deducted from the GVA of the Gozo and Comino region and added to that of the Malta region. Regional GDP is defined as regional GVA plus taxes less subsidies on products. **Regional GDP is not a measure of income but strictly relates to the economic activity prevailing in a particular region**
- The nomenclature of territorial units for statistics (NUTS) provides a single, uniform breakdown of the economic territory of the European Union. The NUTS is the territorial classification for the compilation of regional accounts. The economic territory of a country can be divided into regional territories and the extra-regio territory. For the purpose of regional accounts, MALTA is divided as follows:

| | NUTS 0 | NUTS 1 | NUTS 2 | NUTS 3 |
|-----------------|-----------|------------|-------------|--------|
| MALTA | MT | | | |
| MALTA | | MT0 | | |
| MALTA | | | MT00 | |
| Malta | | | | MT001 |
| Gozo and Comino | | | | MT002 |
| Extra-regio | | MTZ | | |
| Extra-regio | | | MTZZ | |
| Extra-regio | | | | MTZZZ |

The regional territory includes the region that is part of the geographic territory of a country and any free zones, including bonded warehouses and factories under customs control in the region. The extra-regio territory is made up of parts of the economic territory of a country that cannot be attached directly to a single region.

- Data users must be aware that the industrial activities of General Government at national level are spread over 20 different NACE categories (at A88 divisions) and include local councils and extra-budgetary units that are financially dependent on Government. NACE 84 is the largest division and, in terms of GVA, represented approximately 36.5 per cent of the General Government sector in 2015.
- Total employed persons (Table 4) includes full-time employees, employees with a part-time job as their primary occupation, and self-employed. Employment data is based on administrative records from JobsPlus and corresponds with Table 2 of news release *Regional Labour Supply by Place of Residence and Work: 2010-2015 - NR180/2016*.
- This news release is being published at NACE Rev. 2 at A*10/11. Data should be considered as provisional. Employment data provided by JobsPlus for the period 2011-2015 are subject to revision.
- More information relating to this news release may be accessed at:

Statistical Concepts: <http://nso.gov.mt/metadata/concepts.aspx>

Classifications: http://nso.gov.mt/metadata/classificationdetails.aspx?id=ESA_2010

http://nso.gov.mt/metadata/classificationdetails.aspx?id=NACE_Rev_2

European statistics comparable to data in this News Release are available at:

[EUROSTAT Website/Homepage/Data](#)

Data Navigation Tree

>Database by themes

>General and regional statistics

>Regional statistics by NUTS classification (reg)

>Regional economic accounts - ESA2010 (reg_eco10)

>Tables by themes

>General and regional statistics

>Regional statistics (t_reg)

>Regional economic accounts - ESA95 (t_reg_eco)

For further assistance send a request from:

<http://nso.gov.mt/en/Services/Pages/Request-for-Information.aspx>