

In 2016, book loans from public libraries have increased to 844,598, an 8.6 per cent rise from the preceding year.

Statistics on Libraries: 2016

Data provided by Malta Libraries for 2016 indicate that book loans from public libraries amounted to 844,598 - an increase of 8.6 per cent over the preceding year.

Book acquisitions by public libraries stood at 45,054, increasing by 14.5 per cent when compared to 2015 levels. From these, 390 were eBooks. Acquisitions by means of purchases decreased marginally. This drop was however offset by acquisitions through donations (Table 1).

In 2016, public libraries registered 5,186 new members, a decrease of 1,065 or 17.0 per cent. This drop was recorded for both adults and junior members with 7.6 and 23.2 per cent respectively (Table 2).

Table 3 gives a breakdown of book loans by region and locality. By far, the largest share of book loans in Malta was made from the Regional library in Birkirkara, and the Central Public Library in Floriana. Other regional libraries, such as that of Ħal Qormi and Mosta, also tend to have a larger share of book loans than the branch libraries. On the other hand, the libraries of Marsaxlokk and Marsaskala in the South Eastern district and that of Nadur (Gozo) registered the highest number of book loans among the branch libraries.

The number of books and periodicals received at the National Library of Malta under legal deposit last year amounted to 1,025. Just over half of these acquisitions were books (Table 4).

Both imports and exports of printed book material and periodicals during 2016 went down when compared to the previous year, and reached €16.9 million and €6.3 million respectively. The value of imports declined by 1.6 per cent, while exports fell by 20.0 per cent (Table 5). This corresponded to a decrease of 0.1 percentage points in the private final consumption expenditure on printed material (Table 6) ■

Chart 1. Book acquisitions and loans: 2014-2016

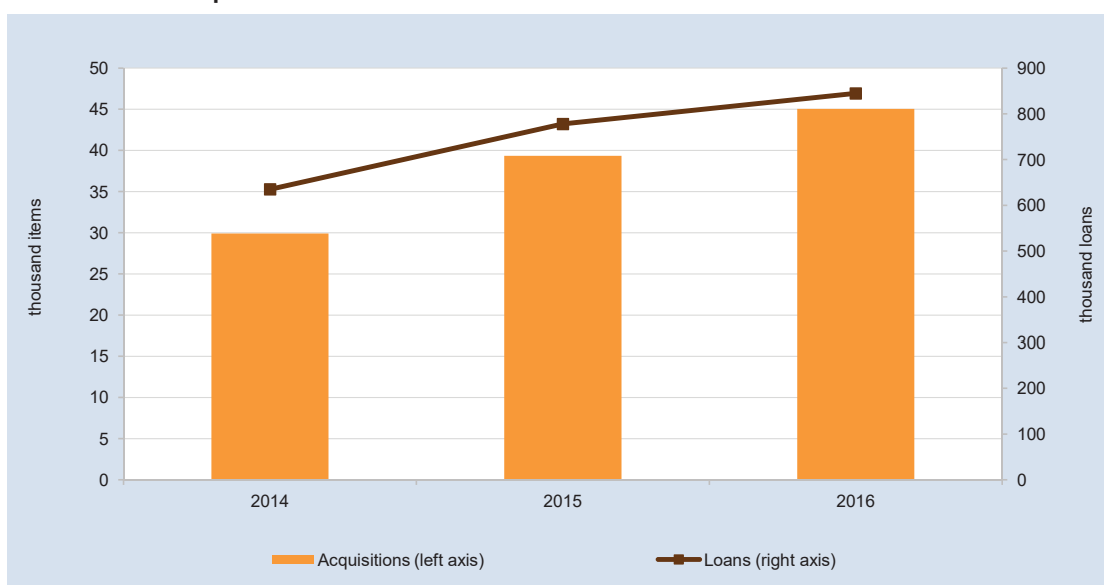


Table 1. Public libraries at a glance: 2014-2016

	2014	2015	2016
Book acquisitions	29,916	39,337	45,054
<i>of which:</i>			
Book purchases	11,254	12,064	11,301
Book donations	18,662	27,273	33,363
eBooks*	N/A	N/A	390
New library members	4,569	6,251	5,186
Book loans	635,008	777,804	844,598
<i>of which:</i>			
Central Public Library	121,328	114,659	106,940
Regional libraries	158,915	218,528	275,875
Branch libraries - Malta	254,582	310,072	315,673
Gozo Central Public Library	29,280	31,760	28,634
Branch libraries - Gozo	70,903	102,785	114,468
eBooks*	N/A	N/A	3,008

Source: Malta Libraries.

*In April 2016, Malta Libraries launched its new eBook service

N/A - not applicable

Chart 2. New library members: 2014-2016

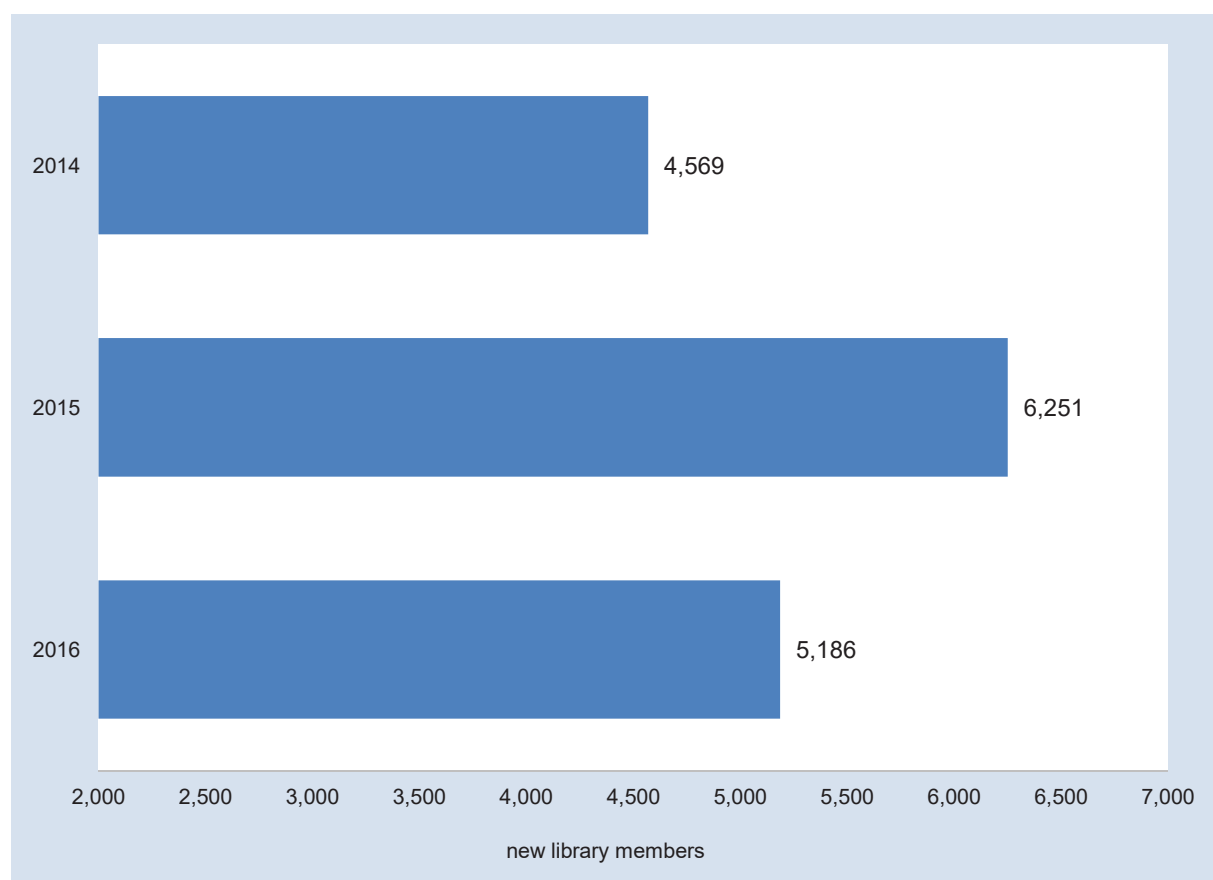


Table 2. New public library membership: 2014-2016

Type of membership	2014	2015	2016
	Number of members		
	18 and over		
Adults	1,780	2,391	2,135
Adults residing in Malta without Maltese citizenship ¹	51	55	129
Adult foreign visitors ¹	17	27	20
Total	1,848	2,473	2,284
	Junior - under 18		
0-13 years	2,562	3,535	2,681
14-17 years	118	127	103
17 years and under with additional adult lending rights ²	3	16	18
0-13 years residing in Malta without Maltese citizenship ¹	29	67	67
14-17 years residing in Malta without Maltese citizenship ¹	3	10	10
Foreign visitors ¹	5	20	20
Total	2,720	3,775	2,899
	Other		
Staff members	1	3	3
Total	1	3	3
Total	4,569	6,251	5,186

¹ Require a Maltese citizen guarantor

² Require a written permit from a parent or guardian

Source: Malta Libraries.

Chart 3. New public library membership by category: 2016

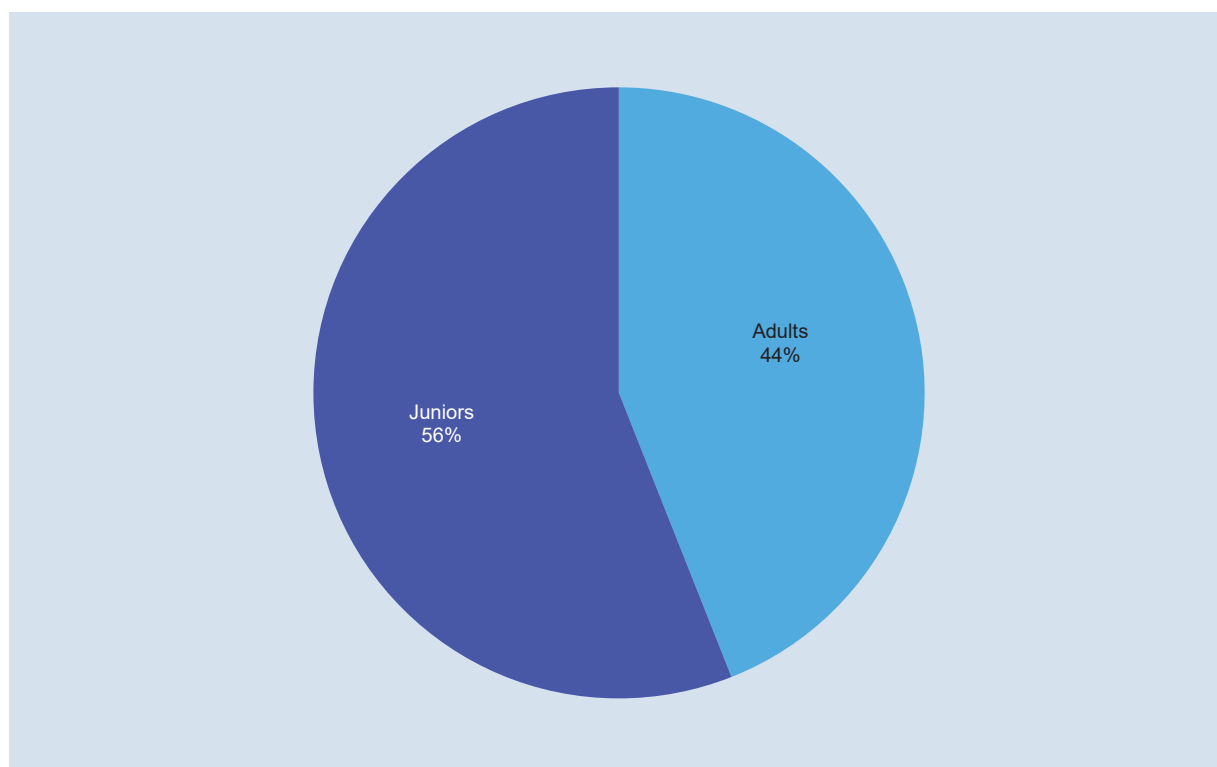


Table 3. Total book loans by locality of library: 2014-2016 ...

District and locality	2014	2015	2016
MALTA	635,008	777,804	841,590
Malta	534,825	643,259	698,488
Gozo and Comino	100,183	134,545	143,102
Southern Harbour	197,688	201,960	211,816
Cospicua	2,914	2,416	1,513
Fgura	10,946	16,138	15,875
Floriana	121,328	114,659	106,940
Kalkara	3,977	3,601	3,702
Hal Luqa	19,274	19,120	25,540
Paola	16,814	18,710	27,803
Santa Luċija	4,100	7,072	8,831
Senglea	860	1,189	575
Hal Tarxien	1,579	2,068	2,801
Valletta	1,068	1,636	1,691
Vittoriosa	3,116	2,473	3,196
Haż-Żabbar	11,712	12,878	13,349
Northern Harbour	123,999	194,141	231,268
Birkirkara	58,517	110,605	113,101
Gżira	6,124	8,054	7,685
Hamrun	5,892	6,699	6,428
Msida	9,724	16,066	16,811
Pembroke	4,069	6,075	5,744
Hal Qormi	25,127	30,100	64,719
San Ġwann	7,418	8,659	8,753
Tas-Sliema	7,128	7,883	8,027
South Eastern	105,001	122,428	124,273
Birżebbuġa	5,993	5,665	6,028
Hal Għaxaq	5,930	8,623	8,973
Gudja	12,376	11,834	9,364
Hal Kirkop	7,302	6,191	4,731
Marsaskala	14,639	19,737	21,499
Marsaxlokk	18,089	21,088	23,786
Mqabba	4,063	6,914	5,310
Qrendi	7,606	8,641	9,448
Hal Safi	4,611	6,425	5,957
Żejtun	14,548	14,949	15,379
Żurrieq	9,844	12,361	13,798

... Table 3. Total book loans by locality of library: 2014-2016

District and Locality	2014	2015	2016
Western	46,445	53,943	52,945
Rabat	11,258	11,285	10,712
Ħad-Dingli	4,708	6,056	5,739
Mtarfa*	-	2,372	4,609
Ħ'Attard	15,180	14,138	11,509
Siġġiewi	5,489	8,004	6,835
Ħaż-Żebbuġ	9,810	12,088	13,541
Northern	61,692	70,787	78,186
Ħal Għargħur	5,383	2,800	2,253
Mellieħa	8,923	11,607	11,114
Mġarr	3,945	6,875	6,874
Mosta	24,809	28,259	36,752
Naxxar	10,987	11,470	11,097
St Paul's Bay	7,645	9,776	10,096
Gozo and Comino	100,183	134,545	143,102
Għajnsielem	2,926	5,325	6,937
Għarb	3,370	3,444	3,823
Għasri	1,360	2,690	2,528
Ta' Kerċem	1,140	1,270	1,194
Nadur	31,042	57,633	66,786
Qala	4,931	5,734	5,381
Victoria	29,280	31,760	28,634
San Lawrenz	3,106	2,943	2,081
Ta' Sannat	1,557	1,353	1,335
Xagħra	10,449	10,805	10,540
Xewkija	5,676	6,187	8,134
Żebbuġ	5,346	5,401	5,729

* Mtarfa new Library opened in 2015

Source: Malta Libraries.

Table 4. Books and periodicals received at the National Library of Malta under legal deposit: 2014-2016

	2014	2015	2016
Total	963	938	1,025
Books	402	435	515
Periodicals	561	503	510

Source: Malta Libraries.

Table 5. Imports and exports of printed book material and periodicals in terms of value: 2014-2016

	2014	2015	2016 ^P
			€ 000
Imports	14,974	17,183	16,911
Printed book material	9,904	9,792	8,211
Printed periodicals	5,070	7,391	8,700
Exports	6,601	7,891	6,311
Printed book material	6,586	7,869	6,311
Printed periodicals	15	22	0

^P Provisional

Source: International Trade Statistics, NSO.

Table 6. Private final consumption expenditure in the domestic market: 2014-2016

	2014	2015	2016 ^P
			€ 000
Total private final consumption expenditure	5,127,714	5,480,151	5,642,734
<i>of which:</i>			
Sub-total	47,984	45,244	39,477
Books	27,967	26,808	22,941
Newspapers and periodicals	15,266	14,851	13,350
Miscellaneous printed matter	4,751	3,586	3,186
% spent on printed material	0.94	0.83	0.70

^P Provisional

Source: National Accounts, NSO.

Methodological notes

1. Malta Libraries is the public entity which took over the functions of the Libraries Department in 2011. It is responsible for the Malta and Gozo National Libraries, the Central Public Library, the Regional Libraries, the Branch Libraries and the Gozo Public Libraries.
2. In Table 5 goods are classified according to the Harmonised System division codes:
 - 4901 - Printed books, brochures, leaflets and similar printed matter, whether or not in single sheets.
 - 4902 - Newspapers, journals and periodicals, whether or not illustrated or containing advertising material.
3. In Table 6 'Miscellaneous printed matter' includes:
 - catalogues and advertising material;
 - posters, plain or picture postcards, calendars;
 - greeting cards and visiting cards, announcement and message cards;
 - maps and globes.and excludes:
 - pre-franked postcards and aerogrammes;
 - stamp albums.
4. Kindly indicate source when quoting from this release.
5. The advanced new release calendar may be accessed at www.nso.gov.mt.