

In 2015, turnover and employment of Maltese owned foreign affiliates grew by 12.4 and 23.3 per cent respectively.

Outward Foreign Affiliates: 2015

Maltese-owned foreign affiliates generated more than €639 million in 2015, up by 12.4 per cent over the previous year. These enterprises employed 8,242 persons abroad, representing an increase of 23.3 per cent over 2014. Accommodation and food service activities was once again the dominant sector for 2015, recording an increase of 2.9 per cent over the previous year. This sector employed 4891 employees (5.8 per cent increase over the previous year), accounting for 59.3 per cent of total employment in foreign affiliates. On the other hand, the Education sector registered an increase of 30.2 per cent over 2014 and generated a turnover of €92.5 million (Table 1).

Turnover of Maltese-owned foreign affiliates was mainly generated in European Countries, with €526.7 million, or 82.3 per cent of the total. In 2015, turnover generated in the European Union grew by 16.7 per cent when compared to 2014 (Table 2). Additionally, employment of Maltese-owned foreign affiliates was predominant in Europe with 5,593 employees, or 67.9 per cent of the total. When comparing 2015 and 2014, such employment in Europe increased by 14.3 per cent. Moreover, employment in America increased to 1,472 persons, 34.4 per cent over the previous year (Table 3) ■

Chart 1. Turnover of Maltese-owned foreign affiliates by sector: 2013-2015

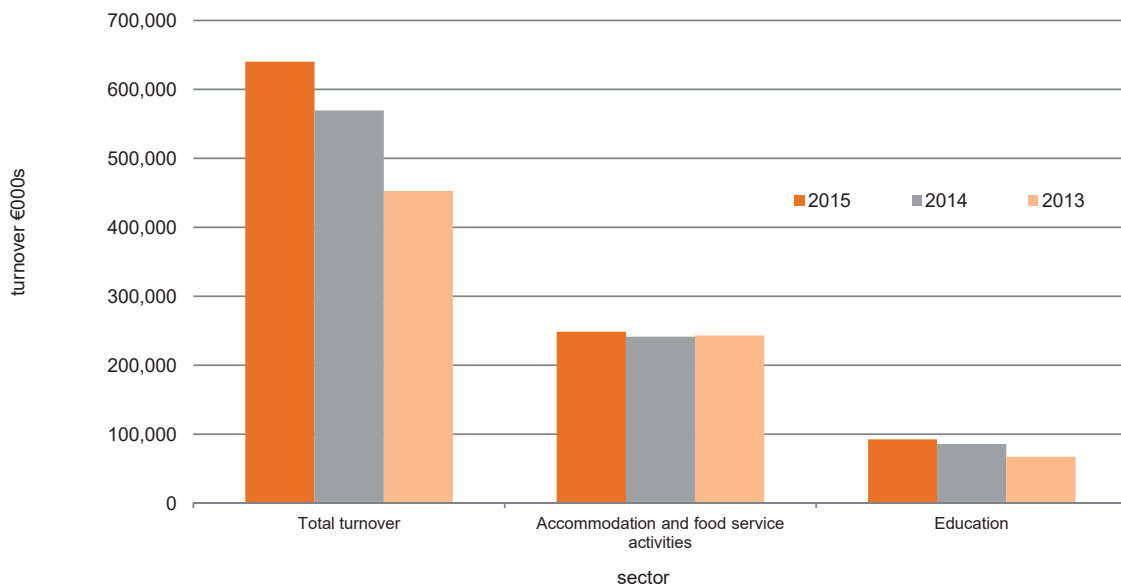


Table 1. Turnover and employment of Maltese-owned foreign affiliates by sector

	2013	2014 revised*	2015	% 2015/2014
	€000s			
Total turnover	452,556	569,251	639,855	12.4
<i>of which:</i>				
Accommodation and food service activities	242,843	241,242	248,313	2.9
Education	67,211	85,448	92,516	8.3
	number of employees			
Total employment	6,741	6,684	8,242	23.3
<i>of which:</i>				
Accommodation and food service activities	4,574	4,624	4,891	5.8
Education	413	652	849	30.2

Table 2. Turnover of Maltese-owned foreign affiliates by geographical region

	2013	2014 revised*	2015	% 2015/2014
	€000s			
Total turnover	452,556	569,251	639,855	12.4
<i>of which:</i>				
Europe	340,664	462,472	526,656	13.9
<i>of which:</i>				
European Union	275,494	391,672	456,946	16.7
Extra EU 28	177,062	177,579	182,909	3.0
<i>of which:</i>				
America	45,751	56,521	78,033	38.1

Table 3. Employment of Maltese-owned foreign affiliates by geographical region

	2013	2014 revised*	2015	% 2015/2014
	number of employees			
Total employment	6,741	6,684	8,242	23.3
<i>of which:</i>				
Europe	4,398	4,895	5,593	14.3
<i>of which:</i>				
European Union	3,863	4,285	4,872	13.7
Extra EU 28	2,878	2,399	3,370	40.5
<i>of which:</i>				
America	947	1,095	1,472	34.4

* Revised figures are due to the re-classification of units in the population concerning enterprises that changed ownership in the course of 2014.

Chart 2. Employment of Maltese-owned foreign affiliates by sector: 2013-2015

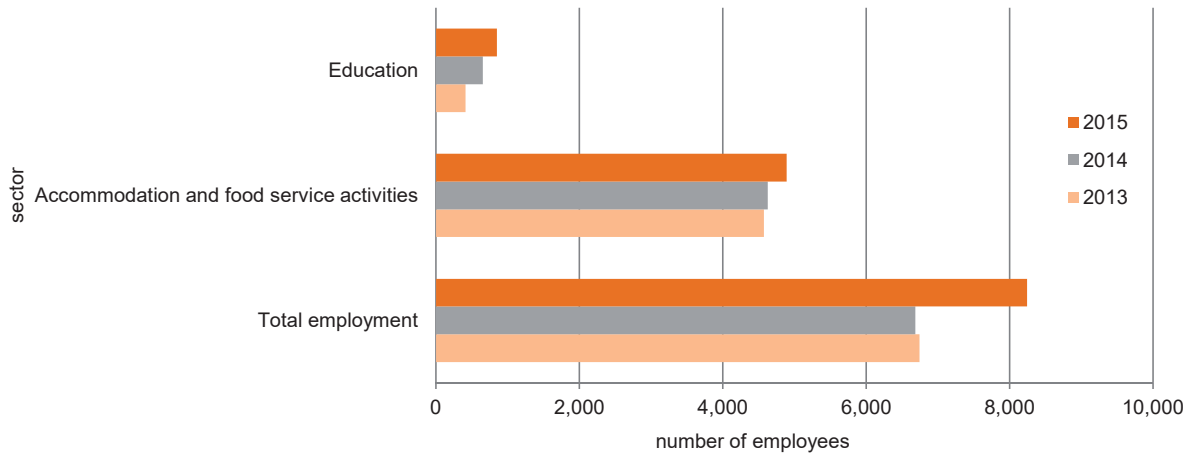


Chart 3. Breakdown of turnover of Maltese-owned foreign affiliates by geographical region: 2013-2015

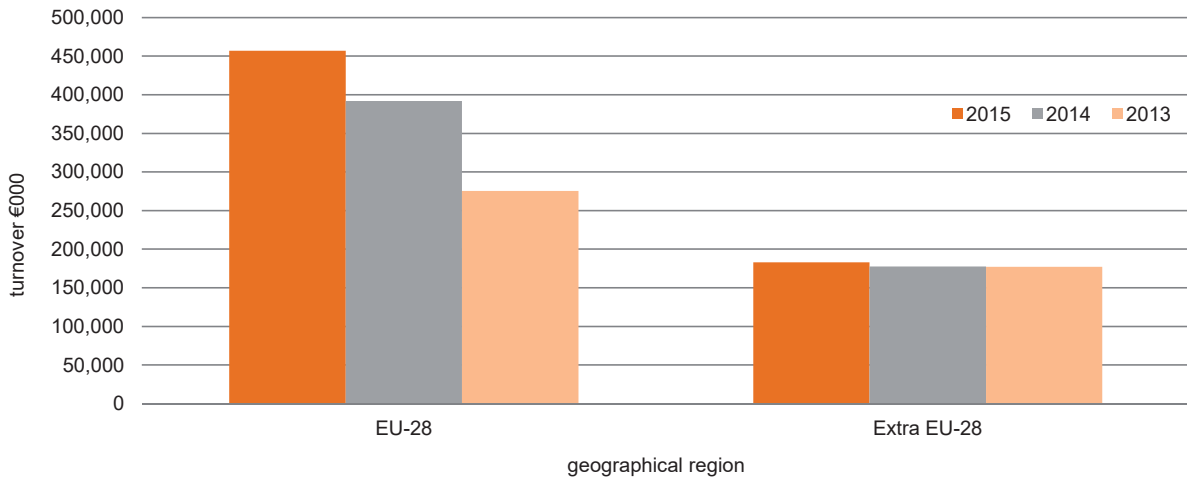
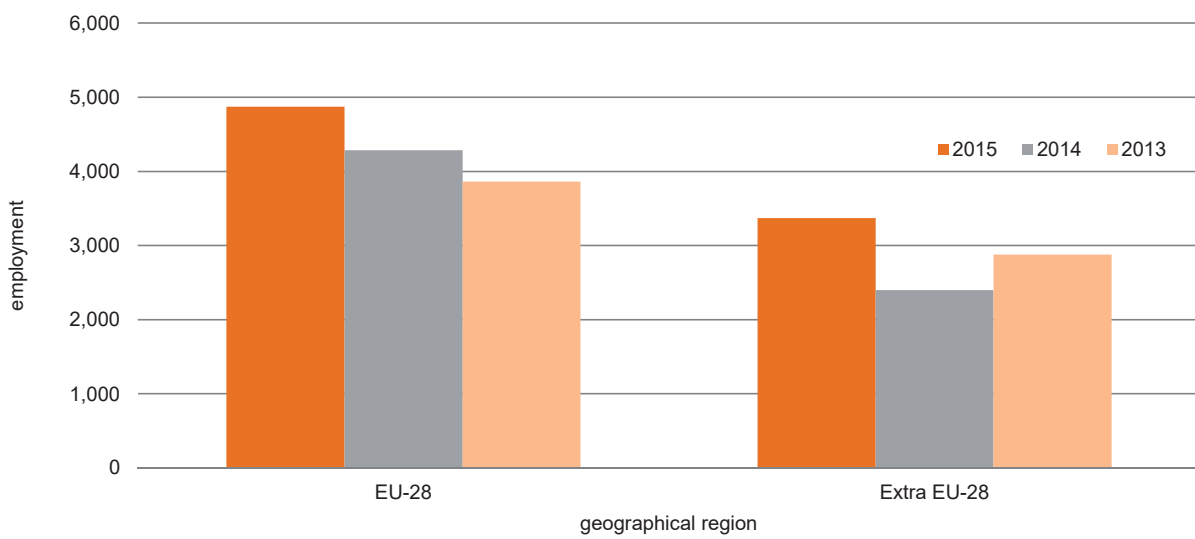


Chart 4. Breakdown of employment of Maltese-owned foreign affiliates by geographical region: 2013-2015



Methodological Notes

1. Outward Foreign Affiliates Statistics (OFATS) cover Maltese-owned enterprises that have at least a 50 per cent shareholding in subsidiaries abroad. These statistics analyse the sectoral and geographical position of the affiliates controlled by resident enterprises. Outward Foreign Affiliates statistics is compiled according to Regulation (EC) No 716/2007 of the European Parliament and of the Council, as amended by Regulation (EC) No 747/2008 and implemented by Regulation (EC) No 364/2008.
2. The questionnaire is sent out annually to all Maltese Ultimate Controlling Institutions (UCIs). The variables requested in the questionnaire are:
 - Names of the subsidiaries abroad;
 - Country of subsidiary;
 - Percentage shareholding;
 - NACE description;
 - Total number of employed persons;
 - Total turnover.
3. The data in this release are provisional and subject to revision.

4. Definitions

The Ultimate Controlling Institution (UCI) is the institutional unit proceeding up a foreign affiliate's chain of control, which is not controlled by another institutional unit (Refer to Foreign Affiliates Statistics (FATS) Recommendations Manual – 2012 Edition).

The economic activity of subsidiaries is classified according to NACE Rev. 2 which corresponds to the Statistical Classification of Economic Activities in the European Community.

5. More information relating to this news release may be accessed at:

Sources and Methods:

https://nso.gov.mt/en/nso/Sources_and_Methods/Unit_B1/Structural_Business_Statistics/Pages/Outward-Foreign-Affiliates-Statistics.aspx

Metadata: <http://nso.gov.mt/metadata/reports.aspx?id=11>

6. Any quotations from this news release are to be cited and/or referenced.

7. A detailed news release calendar is available on

https://nso.gov.mt/en/News_Releases/Release_Calendar/Pages/News-Release-Calendar.aspx

European statistics comparable to data in this News Release are available at:

[EUROSTAT Website/Homepage/Statistics/Data Navigation Tree/Database by themes](https://ec.europa.eu/eurostat/tgm/table.do?tab=table&init=1&language=en&plugin=1)

>Industry, trade and services

>Structural business statistics (sbs)

>Foreign affiliates of EU enterprises - outward FATS (fats_out)

>Foreign affiliates of EU enterprises - NACE Rev.2, from 2010 onwards (fats_out_r2)

For further assistance send a request from:

<http://nso.gov.mt/en/Services/Pages/Request-for-Information.aspx>