

By the end of March 2018, the stock of licensed motor vehicles stood at 375,041, an increase of 3.7 per cent over the same quarter in 2017.

## Motor Vehicles: Q1/2018

Administrative data obtained from Transport Malta shows that, by the end of March this year, the stock of licensed motor vehicles stood at 375,041. Out of this total, 78.3 per cent were passenger cars, 13.6 per cent were commercial vehicles, 7.0 per cent were motorcycles/quadracycles and All Terrain Vehicle's (ATV), while buses and minibuses amounted to less than one per cent. During this quarter, the stock of licensed vehicles increased at a net average rate of 33 vehicles per day (Table 1).

### New licences

New licences issued during the period under review amounted to 6,573. The majority of new licences, 5,022 or 76.4 per cent of the total, were issued for passenger cars; followed by goods-carrying vehicles with 764 or 11.6 per cent. Newly-licensed 'new' motor vehicles amounted to 2,871 or 43.7 per cent of the total, whereas newly licensed 'used' motor vehicles totalled 3,702 or 56.3 per cent. An average of 73 vehicles per day were newly licensed during the quarter under review (Tables 2-4).

### Out of action

During the first quarter of this year, 7,531 vehicles were taken off the roads due to a restriction. Out of these, 39.0 per cent were put for resale, 30.8 per cent were scrapped, while garaged vehicles amounted to 28.1 per cent. Vehicles that had their restriction ending during the quarter under review totalled 3,908. The majority were recorded as being for resale (2,708) or garaged (1,163) (Tables 5-6).

### Engine type

As at the end of March this year, 226,083 vehicles or 60.3 per cent of the total, were running on petrol engines. Vehicles having diesel engines reached 146,192 or 39.0 per cent of the total. Electric and hybrid vehicles still accounted for less than 0.5 per cent of the entire stock, with a total of 1,426 circulating on our roads (Table 7) ■

**Chart 1. Stock of licensed motor vehicles**

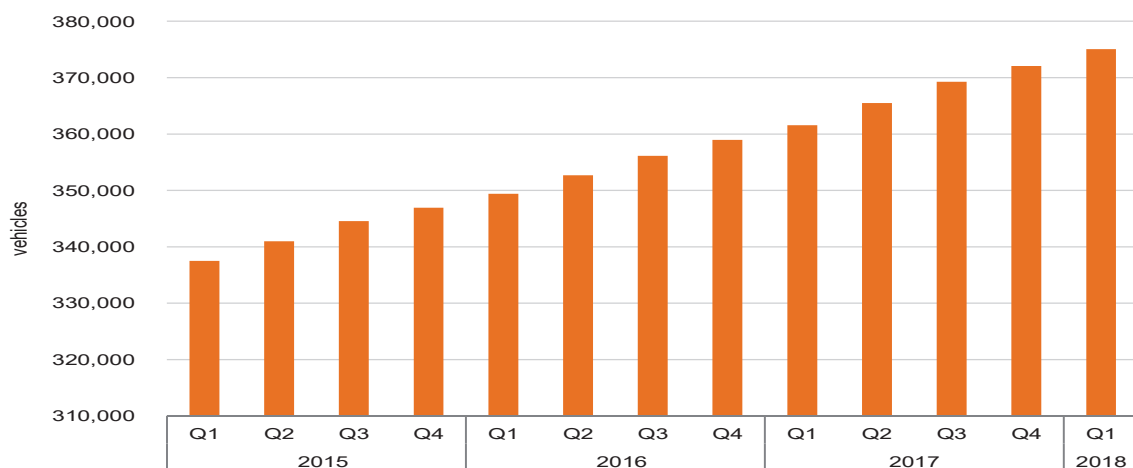


Table 1. Stock of licensed motor vehicles by vehicle group and period

Year	Agricultural	Coach and private bus	Minibus		Route bus	Motorcycle/E-Bicycle			Quad and ATV		Passenger car					Commercial vehicle			Total	
			Garage hire	Other		Self drive	Leased	Other	Leased	Other	Garage hire	Self drive	Leased	Taxi	Other	Goods carrying vehicle	Special purpose vehicle	Road tractor		
<b>2015</b>																				
Q1	1,838	365	231	925	311	32	247	17,591	58	966	980	2,241	5,280	292	259,278	42,562	3,156	1,153		<b>337,506</b>
Q2	1,865	365	229	943	309	27	307	18,126	71	988	1,010	2,327	5,628	293	261,389	42,809	3,161	1,134		<b>340,981</b>
Q3	1,875	370	222	951	420	28	333	18,510	78	1,009	1,043	2,300	5,792	292	263,918	43,108	3,167	1,127		<b>344,543</b>
Q4	1,905	353	220	971	408	19	289	18,898	81	1,003	1,057	1,974	5,774	291	266,081	43,281	3,188	1,125		<b>346,918</b>
<b>2016</b>																				
Q1	1,922	359	217	986	408	14	297	19,635	89	988	1,076	1,884	6,309	293	267,207	43,391	3,199	1,112		<b>349,386</b>
Q2	1,954	361	214	995	441	16	388	20,516	110	1,005	1,105	1,947	6,708	293	268,763	43,534	3,211	1,110		<b>352,671</b>
Q3	1,965	362	206	1,020	410	17	425	21,338	131	1,021	1,148	1,913	6,789	292	270,934	43,808	3,241	1,126		<b>356,146</b>
Q4	1,989	363	199	1,029	405	14	398	21,874	131	1,018	1,157	1,655	6,762	290	273,069	44,194	3,256	1,144		<b>358,947</b>
<b>2017</b>																				
Q1	1,995	365	191	1,047	403	13	395	22,277	138	1,030	1,170	1,575	7,079	290	274,605	44,562	3,291	1,126		<b>361,552</b>
Q2	2,014	368	190	1,065	405	13	470	22,944	149	1,049	1,248	1,674	7,586	291	276,623	44,946	3,329	1,119		<b>365,483</b>
Q3	2,017	372	188	1,072	434	11	506	23,602	145	1,069	1,307	1,636	7,685	291	278,915	45,514	3,372	1,125		<b>369,261</b>
Q4	2,038	371	187	1,079	432	11	464	24,131	135	1,057	1,396	1,391	7,675	292	280,910	45,940	3,421	1,131		<b>372,061</b>
<b>2018</b>																				
Q1	2,062	376	180	1,084	436	10	476	24,626	135	1,058	1,467	1,344	8,136	292	282,318	46,411	3,475	1,155		<b>375,041</b>

Chart 2. Net increase/decrease in stock of licensed vehicles per day during quarter

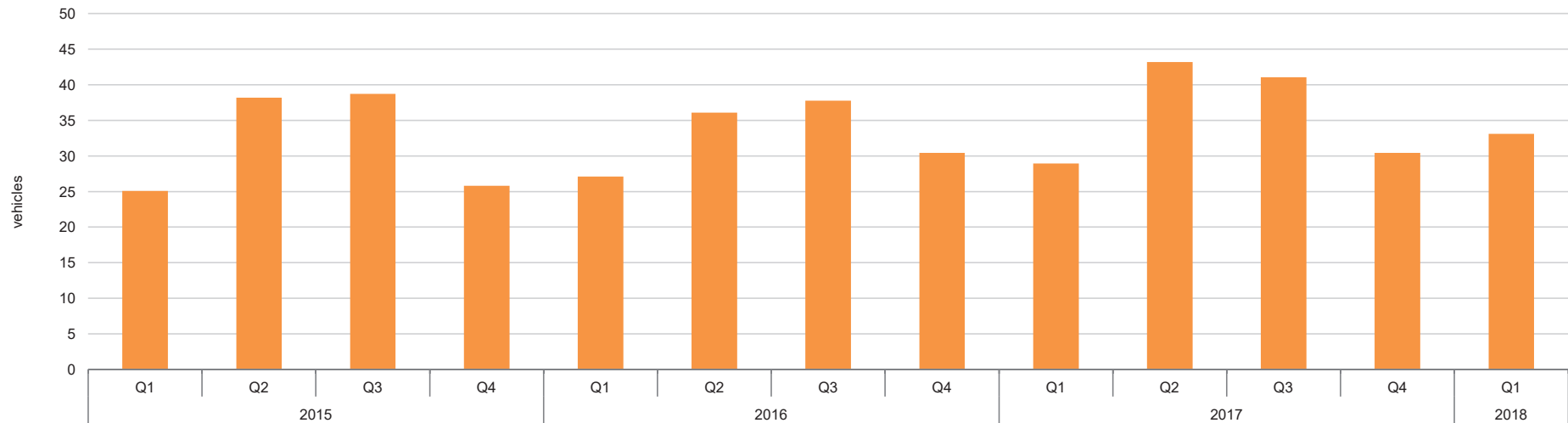


Table 2. Newly-licensed motor vehicles by category and period

Period	Agricultural	Coach and private bus	Minibus	Route bus	Motorcycle / E-Bicycle	Quad and ATV	Passenger car	Goods-carrying vehicle	Special purpose vehicle	Road tractor	Total
<b>2015</b>	<b>71</b>	<b>18</b>	<b>74</b>	<b>175</b>	<b>2,174</b>	<b>115</b>	<b>16,803</b>	<b>1,778</b>	<b>116</b>	<b>51</b>	<b>21,375</b>
Q1	11	9	15	32	403	34	3,947	401	26	11	4,889
Q2	19	6	24	-	671	27	4,234	445	27	17	5,470
Q3	11	1	14	142	572	33	4,262	475	27	13	5,550
Q4	30	2	21	1	528	21	4,360	457	36	10	5,466
<b>2016</b>	<b>80</b>	<b>15</b>	<b>80</b>	<b>33</b>	<b>3,428</b>	<b>136</b>	<b>16,712</b>	<b>2,021</b>	<b>156</b>	<b>69</b>	<b>22,730</b>
Q1	22	6	17	-	844	21	4,477	457	37	11	5,892
Q2	28	3	20	33	1,018	46	4,177	477	38	17	5,857
Q3	11	4	26	-	945	45	4,054	517	46	21	5,669
Q4	19	2	17	-	621	24	4,004	570	35	20	5,312
<b>2017</b>	<b>53</b>	<b>10</b>	<b>67</b>	<b>28</b>	<b>2,930</b>	<b>90</b>	<b>18,729</b>	<b>2,690</b>	<b>222</b>	<b>69</b>	<b>24,888</b>
Q1	9	4	18	-	525	16	4,741	650	57	17	6,037
Q2	18	3	19	-	886	41	4,751	662	50	18	6,448
Q3	6	1	17	28	882	29	4,814	673	51	13	6,514
Q4	20	2	13	-	637	4	4,423	705	64	21	5,889
<b>2018</b>											
Q1	25	6	14	4	627	8	5,022	764	74	29	6,573

Note: Figures include 'new' and 'used' licensed motor vehicles.

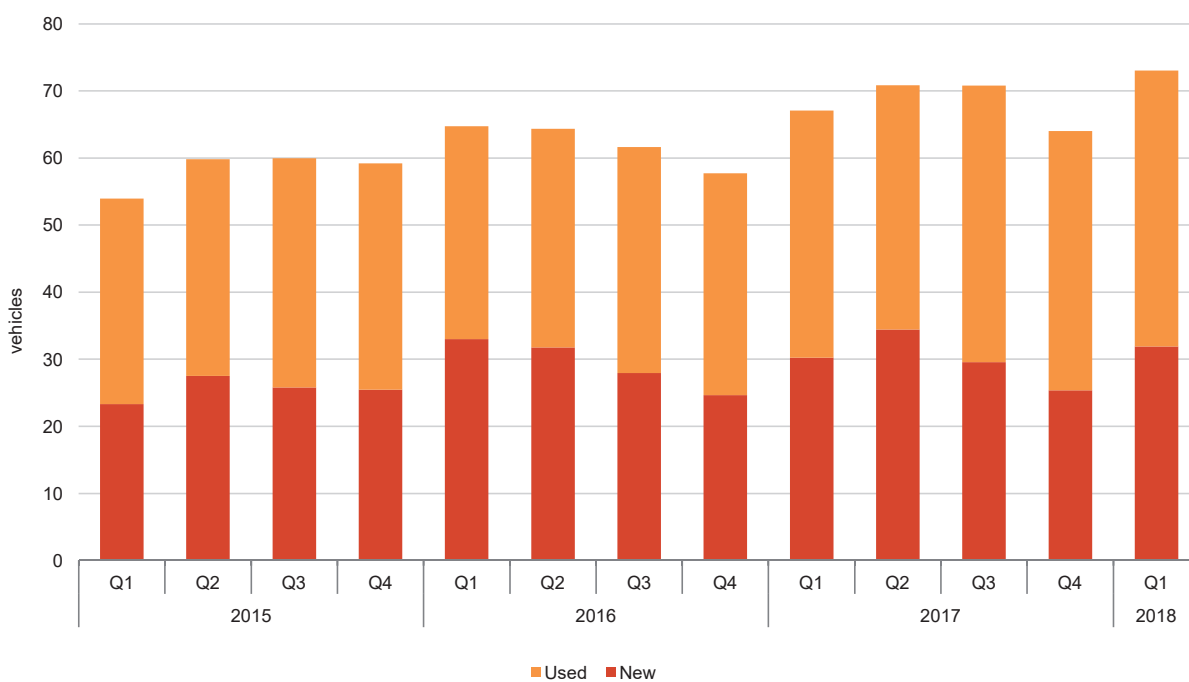
Table 3. Newly-licensed 'new' motor vehicles by category and period

Period	Agricultural	Coach and private bus	Minibus	Route bus	Motorcycle / E-Bicycle	Quad and ATV	Passenger car	Goods-carrying vehicle	Special purpose vehicle	Road tractor	Total
<b>2015</b>	<b>7</b>	<b>2</b>	<b>34</b>	<b>143</b>	<b>1,297</b>	<b>102</b>	<b>7,118</b>	<b>597</b>	<b>13</b>	<b>8</b>	<b>9,321</b>
Q1	2	2	4	-	228	32	1,690	137	1	4	2,100
Q2	2	-	20	-	424	23	1,871	157	4	4	2,505
Q3	1	-	4	142	325	27	1,720	151	4	-	2,374
Q4	2	-	6	1	320	20	1,837	152	4	-	2,342
<b>2016</b>	<b>1</b>	<b>-</b>	<b>32</b>	<b>33</b>	<b>2,470</b>	<b>127</b>	<b>7,306</b>	<b>742</b>	<b>8</b>	<b>9</b>	<b>10,728</b>
Q1	1	-	10	-	600	20	2,177	191	3	-	3,002
Q2	-	-	11	33	730	43	1,893	178	2	-	2,890
Q3	-	-	7	-	714	43	1,600	196	2	7	2,569
Q4	-	-	4	-	426	21	1,636	177	1	2	2,267
<b>2017</b>	<b>4</b>	<b>3</b>	<b>18</b>	<b>28</b>	<b>2,216</b>	<b>73</b>	<b>7,776</b>	<b>738</b>	<b>41</b>	<b>11</b>	<b>10,908</b>
Q1	-	1	2	-	367	14	2,144	179	10	5	2,722
Q2	2	-	5	-	694	38	2,184	200	7	2	3,132
Q3	1	1	7	28	689	21	1,762	201	7	4	2,721
Q4	1	1	4	-	466	-	1,686	158	17	-	2,333
<b>2018</b>											
Q1	1	1	5	-	441	4	2,206	200	10	3	2,871

Table 4. Newly-licensed 'used' motor vehicles by category and period

Period	Agricultural	Coach and private bus	Minibus	Route bus	Motorcycle / E-Bicycle	Quad and ATV	Passenger car	Goods-carrying vehicle	Special purpose vehicle	Road tractor	Total
<b>2015</b>	<b>64</b>	<b>16</b>	<b>40</b>	<b>32</b>	<b>780</b>	<b>13</b>	<b>9,667</b>	<b>1,212</b>	<b>72</b>	<b>43</b>	<b>11,939</b>
Q1	9	7	11	32	143	2	2,255	273	16	7	2,755
Q2	17	6	4	-	223	4	2,360	292	19	13	2,938
Q3	10	1	10	-	221	6	2,535	328	19	13	3,143
Q4	28	2	15	-	193	1	2,517	319	18	10	3,103
<b>2016</b>	<b>79</b>	<b>15</b>	<b>48</b>	<b>-</b>	<b>958</b>	<b>9</b>	<b>9,406</b>	<b>1,279</b>	<b>148</b>	<b>60</b>	<b>12,002</b>
Q1	21	6	7	-	244	1	2,300	266	34	11	2,890
Q2	28	3	9	-	288	3	2,284	299	36	17	2,967
Q3	11	4	19	-	231	2	2,454	321	44	14	3,100
Q4	19	2	13	-	195	3	2,368	393	34	18	3,045
<b>2017</b>	<b>49</b>	<b>7</b>	<b>49</b>	<b>-</b>	<b>714</b>	<b>17</b>	<b>10,953</b>	<b>1,952</b>	<b>181</b>	<b>58</b>	<b>13,980</b>
Q1	9	3	16	-	158	2	2,597	471	47	12	3,315
Q2	16	3	14	-	192	3	2,567	462	43	16	3,316
Q3	5	-	10	-	193	8	3,052	472	44	9	3,793
Q4	19	1	9	-	171	4	2,737	547	47	21	3,556
<b>2018</b>											
Q1	24	5	9	4	186	4	2,816	564	64	26	3,702

Chart 3. Average daily newly licensed 'new' and 'used' vehicles



**Table 5. Vehicles with restriction starting during Q1/2018**

Restriction	Agricultural	Coach and private bus	Minibus	Route bus	Motorcycle/E-Bicycle	Quad and ATV	Passenger car	Goods-carrying vehicle	Special purpose vehicle	Road tractor	Total
Resale	1	-	-	-	161	3	2,566	200	5	2	<b>2,938</b>
Exported	-	-	-	-	5	-	39	7	1	5	<b>57</b>
Garaged	33	2	14	1	274	12	1,463	266	35	16	<b>2,116</b>
Scrapped	-	2	3	-	25	2	2,118	164	8	1	<b>2,323</b>
Other	-	-	1	-	14	-	66	14	2	-	<b>97</b>
<b>Total</b>	<b>34</b>	<b>4</b>	<b>18</b>	<b>1</b>	<b>479</b>	<b>17</b>	<b>6,252</b>	<b>651</b>	<b>51</b>	<b>24</b>	<b>7,531</b>

**Table 6. Vehicles with restriction ending during Q1/2018**

Restriction	Agricultural	Coach and private bus	Minibus	Route bus	Motorcycle/E-Bicycle	Quad and ATV	Passenger car	Goods-carrying vehicle	Special purpose vehicle	Road tractor	Total
Resale	1	-	-	-	161	3	2,325	212	5	1	<b>2,708</b>
Exported	-	-	-	-	-	-	4	-	-	-	<b>4</b>
Garaged	21	2	5	-	178	10	778	137	26	6	<b>1,163</b>
Other	-	-	-	-	6	-	20	7	-	-	<b>33</b>
<b>Total</b>	<b>22</b>	<b>2</b>	<b>5</b>	<b>-</b>	<b>345</b>	<b>13</b>	<b>3,127</b>	<b>356</b>	<b>31</b>	<b>7</b>	<b>3,908</b>

Note: There are vehicles with restriction starting and ending in the same quarter.

Table 7. Stock of licensed motor vehicles by category and type of fuel used: Q1/2018

Vehicle group	Petrol	Diesel	Electric	Hybrid (Electric/Petrol)	Hybrid (Electric/Diesel)	LPG/Gas	Combined (Petrol/LPG)	Combined (Diesel/LPG)	Total
Agricultural	22	2,040	-	-	-	-	-	-	2,062
Coach and private bus	1	375	-	-	-	-	-	-	376
Minibus	10	1,254	-	-	-	-	-	-	1,264
Route bus	-	427	4	-	5	-	-	-	436
Motorcycle/E-Bicycle	25,015	18	77	1	-	1	-	-	25,112
Quad and ATV	1,147	-	46	-	-	-	-	-	1,193
Passenger car	198,628	92,478	239	942	22	4	1,242	2	293,557
Goods-carrying vehicle	1,209	45,142	33	1	-	2	12	12	46,411
Special purpose vehicle	51	3,306	56	-	-	57	4	1	3,475
Road tractor	-	1,152	-	-	-	-	-	3	1,155
<b>Total</b>	<b>226,083</b>	<b>146,192</b>	<b>455</b>	<b>944</b>	<b>27</b>	<b>64</b>	<b>1,258</b>	<b>18</b>	<b>375,041</b>

Note: Data as at end of reference period.

## Methodological Notes

1. This news release is based on data provided by Transport Malta.
2. Data in this news release is subject to regular revisions by the data provider. For this reason, the data shown are updated as per cut-off date indicated and are to be considered as provisional.
3. Data are being presented in alignment with international counterparts (Eurostat/ITF/UNECE) according to the 4<sup>th</sup> edition of the Illustrated Glossary for Transport Statistics (<http://www.unece.org/fileadmin/DAM/trans/main/wp6/pdfdocs/glossen4.pdf>).

### 4. Definitions:

#### a. Vehicle categories and classifications

- **Agricultural:** motor vehicle, normally a tractor, designed exclusively or primarily for agricultural purposes; licensed to use roads open to public traffic.
- **Coach and private bus:** passenger road motor vehicle designed to carry more than 24 persons (including driver), and with provision to carry seated and standing passengers.
- **Minibus/mini-coach:** passenger road motor vehicle designed to carry 10-23 seated or standing persons (including the driver).
- **Route bus:** bus licensed to operate on established bus routes.
- **Motorcycle:** two-, three- or four-wheeled road motor vehicle not exceeding 400kg of unladen weight. All such vehicles with a cylinder capacity of 50cc or over are included, as are those under 50cc which do not meet the definition of moped.
- **E-Bicycle:** cycle with supportive electrical power unit. Due to the small number of powered bicycles, such data is included with motorcycles.
- **Moped:** two-, three- or four-wheeled road motor vehicle which is fitted with an engine having a cylinder capacity of less than 50cc and a maximum authorised design speed in accordance with national regulations. These are included together with motorcycles.
- **Quad (Qudricycle)/ATV (All Terrain Vehicle):** four-wheeled road motor vehicle not exceeding 400kg of unladen weight. All such vehicles with a cylinder capacity of 50cc or over are included, as are those under 50cc which do not meet the definition of moped.
- **Passenger road vehicle:** a road vehicle designed, exclusively or primarily, to carry one or more persons. Included are: motorcycles, mopeds, passenger cars, vans designed and used primarily for transport of passengers, taxis, hire cars, ambulances, buses, coaches and minibuses, motor homes.
- **Passenger car:** road motor vehicle, other than a moped or a motorcycle, intended for the carriage of passengers and designed to seat no more than 9 persons (including the driver). Included are: passenger cars, vans designed and used primarily for transport of passengers, taxis, hire cars, ambulances, motor homes (not caravans), hearses, microcars (needing no permit to be driven).
- **Goods-carrying vehicle:** road vehicle designed, exclusively or primarily, to carry goods. Included are: (a) light goods vehicles with a gross vehicle weight of not more than 3,500 kg, designed exclusively or primarily to carry goods, e.g. vans and pick-ups; (b) heavy goods road vehicles with a gross vehicle weight above 3,500 kg, designed to carry goods; (c) road tractors; (d) agricultural tractors permitted to use roads open to public traffic.
- **Road tractor:** road motor vehicle designed, exclusively or primarily, to haul other road vehicles which are not power driven (mainly semi-trailers).
- **Special purpose vehicle:** road motor vehicle for purposes other than the carriage of passengers or goods. This category includes: fire brigade vehicles; mobile cranes; self-propelled rollers; bulldozers with metallic wheels or track; vehicles for recording film, radio and TV broadcasting; mobile library vehicles; mobile kiosks; towing vehicles for vehicles in need of repair; other special purpose road motor vehicles.
- **Garage hire:** chauffeur-driven car for hire.
- **Self drive car/motorcycle:** passenger road motor vehicle available for hire (without chauffeur).
- **Taxi:** licensed passenger car for hire with driver without predetermined routes. The method of hire is normally: (i) Flagging down the street; (ii) Picking up at a designated taxi rank; (iii) Telephoning for collection.

- **Leased:** a contract under which the owner of a motor vehicle grants to another person the exclusive possession of the motor vehicle for an agreed period, in return for a consideration, and under such conditions that the possessor of the motor vehicle will be obliged to pay the full amount of the consideration, or a penalty, to the owner of the motor vehicle, should the contract be terminated before the expiration of the agreed period. A QZ plate is assigned to all vehicles falling in this category.
- **Other:** this category includes any other use/ownership (mostly private), not mentioned in the table, of the corresponding vehicle.

b. **Alternative vehicle motorisation types**

- **Electric/battery operated:** electrically operated vehicle, totally independent of a fuel-driven engine.
- **Hybrid:** is a vehicle that uses two or more distinct power sources to move the vehicle. This term most commonly refers to hybrid electric vehicles (HEVs), which combine an internal combustion engine and one or more electric motors.
- **Combined:** a combined engine vehicle is one that uses two or more distinct non-electric power sources. Combination types: Petrol/LPG, Diesel/LPG.

c. **Vehicle restrictions**

- **Restrictions:** is a condition imposed on a vehicle's licence. Restrictions can be either temporary such as garaged, seized, resale, etc., or permanent (i.e. vehicle is indefinitely removed from circulation on national territory), such as exported, scrapped or destroyed. In this news release only data of the main three restrictions (exported, scrapped, garaged) are reported.
- **Resale:** vehicle which has been de-licensed and put up for resale. The vehicle cannot be used on the road until licensed again when sold.
- **Exported:** vehicle licensed in Malta which has been exported.
- **Garaged:** vehicle no longer licensed for use on the road. This category excludes vehicles which have been scrapped or exported. A vehicle may be garaged for a particular period, then re-licensed after this period.
- **Scrapped:** vehicle which has been scrapped/destroyed and therefore, indefinitely removed from circulation.
- **Other:** vehicle which has been de-licensed for other reasons not listed above such as stolen, seized, engine removed, arrears issues and other minor restrictions.

5. Newly licensed data (new and used) shows the number of vehicles licensed for the first time to be used on Maltese roads. These values approximately indicate also the local sales of vehicles during the period.

6. More information relating to this news release may be accessed at:

Sources and Methods:

[https://nso.gov.mt/en/nso/Sources\\_and\\_Methods/Unit\\_B3/Environment\\_Energy\\_Transport\\_and\\_Agriculture\\_Statistics/Pages/Motor-Vehicles.aspx](https://nso.gov.mt/en/nso/Sources_and_Methods/Unit_B3/Environment_Energy_Transport_and_Agriculture_Statistics/Pages/Motor-Vehicles.aspx)

Statistical Concepts: <http://nso.gov.mt/metadata/concepts.aspx>

7. References to this news release are to be cited appropriately.

8. A detailed news release calendar is available on:

[https://nso.gov.mt/en/News\\_Releases/Release\\_Calendar/Pages/News-Release-Calendar.aspx](https://nso.gov.mt/en/News_Releases/Release_Calendar/Pages/News-Release-Calendar.aspx)