

By the end of June 2018, the stock of licensed motor vehicles stood at 379,338, an increase of 3.8 per cent over the same quarter in 2017.

Motor Vehicles: Q2/2018

Administrative data provided by Transport Malta shows that, by the end of June this year, the stock of licensed motor vehicles stood at 379,338. Out of this total, 78.1 per cent were passenger cars, 13.6 per cent were commercial vehicles, 7.2 per cent were motorcycles/quadricycles and All Terrain Vehicles (ATV), while buses and minibuses amounted to less than one per cent (Table 1). During this quarter, the stock of licensed vehicles increased at a net average rate of 47 vehicles per day (Chart 2).

New licences

New licences issued during the period under review amounted to 7,069. With 5,115 (or 72.4 per cent of total) the majority of new licences were issued for passenger cars. This was followed by motorcycles/e-bicycles with 999 new licences or 14.1 per cent. Newly-licensed 'new' motor vehicles amounted to 3,197 or 45.2 per cent of the total, whereas newly licensed 'used' motor vehicles totalled 3,872 or 54.8 per cent (Tables 2-4). An average of 78 vehicles per day were newly licensed during the quarter under review (Chart 3).

Vehicles under restriction

During the second quarter of this year, 7,084 vehicles were taken off the roads due to a restriction. Out of these, 37.0 per cent were put for resale, 31.9 per cent were scrapped, while garaged vehicles amounted to 28.3 per cent. Vehicles that had their restriction ending during the quarter under review totalled 4,249. The majority were recorded as being for resale (2,662) or garaged (1,549) (Tables 5-6).

Engine type

As at the end of June this year, 228,574 vehicles (or 60.3 per cent of the total), were running on petrol only engines, while vehicles having diesel only engines reached 147,738 (or 38.9 per cent of the total). Electric and hybrid vehicles still accounted for less than 0.5 per cent of the entire stock, with a total of 1,636 vehicles (Table 7) ■

Chart 1. Stock of licensed motor vehicles

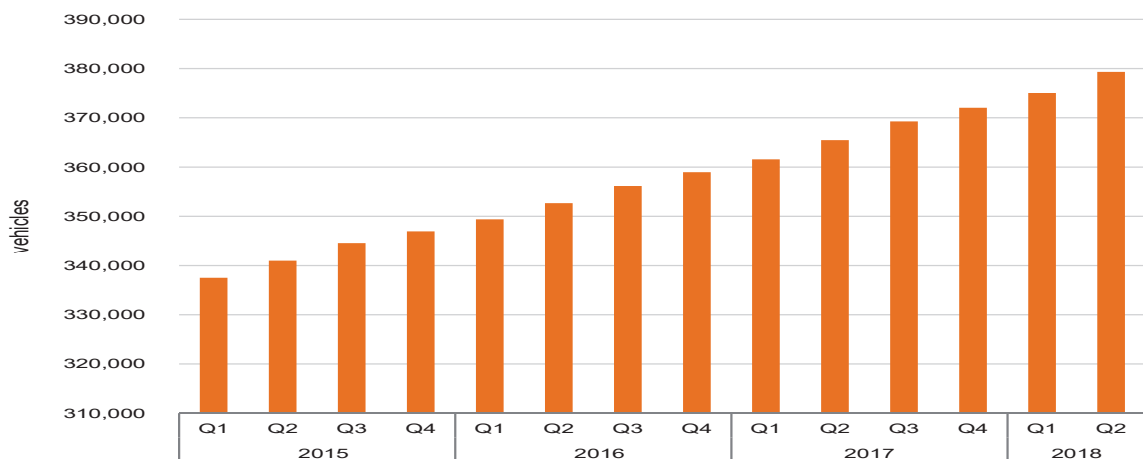


Table 1. Stock of licensed motor vehicles by vehicle group and period

Year	Agricultural	Coach and private bus	Minibus		Route bus	Motorcycle/E-Bicycle			Quad and ATV		Passenger car					Commercial vehicle			Total
			Garage hire	Other		Self drive	Leased	Other	Leased	Other	Garage hire	Self drive	Leased	Taxi	Other	Goods-carrying vehicle	Special purpose vehicle	Road tractor	
2015																			
Q1	1,838	365	231	925	311	32	247	17,591	58	966	980	2,241	5,280	292	259,278	42,562	3,156	1,153	337,506
Q2	1,865	365	229	943	309	27	307	18,126	71	988	1,010	2,327	5,628	293	261,389	42,809	3,161	1,134	340,981
Q3	1,875	370	222	951	420	28	333	18,510	78	1,009	1,043	2,300	5,792	292	263,918	43,108	3,167	1,127	344,543
Q4	1,905	353	220	971	408	19	289	18,898	81	1,003	1,057	1,974	5,774	291	266,081	43,281	3,188	1,125	346,918
2016																			
Q1	1,922	359	217	986	408	14	297	19,635	89	988	1,076	1,884	6,309	293	267,207	43,391	3,199	1,112	349,386
Q2	1,954	361	214	995	441	16	388	20,516	110	1,005	1,105	1,947	6,708	293	268,763	43,534	3,211	1,110	352,671
Q3	1,965	362	206	1,020	410	17	425	21,338	131	1,021	1,148	1,913	6,789	292	270,934	43,808	3,241	1,126	356,146
Q4	1,989	363	199	1,029	405	14	398	21,874	131	1,018	1,157	1,655	6,762	290	273,069	44,194	3,256	1,144	358,947
2017																			
Q1	1,995	365	191	1,047	403	13	395	22,277	138	1,030	1,170	1,575	7,079	290	274,605	44,562	3,291	1,126	361,552
Q2	2,014	368	190	1,065	405	13	470	22,944	149	1,049	1,248	1,674	7,586	291	276,623	44,946	3,329	1,119	365,483
Q3	2,017	372	188	1,072	434	11	506	23,602	145	1,069	1,307	1,636	7,685	291	278,915	45,514	3,372	1,125	369,261
Q4	2,038	371	187	1,079	432	11	464	24,131	135	1,057	1,396	1,391	7,675	292	280,910	45,940	3,421	1,131	372,061
2018																			
Q1	2,062	376	180	1,084	436	10	476	24,626	135	1,058	1,467	1,344	8,136	292	282,318	46,411	3,475	1,155	375,041
Q2	2,087	378	174	1,103	437	10	597	25,419	166	1,059	1,656	1,431	8,527	292	284,514	46,852	3,494	1,142	379,338

Chart 2. Net increase/decrease in stock of licensed vehicles per day during quarter

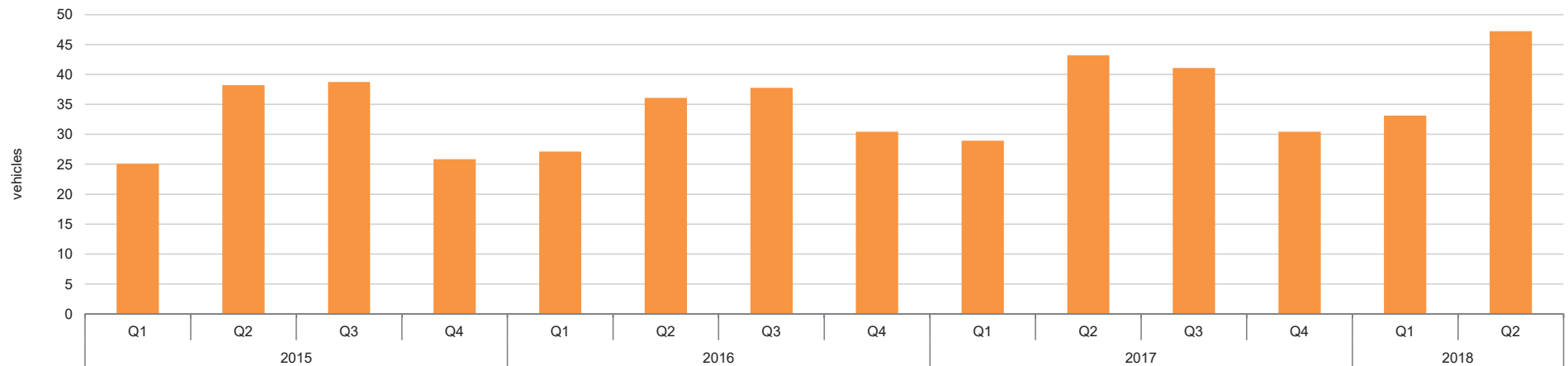


Table 2. Newly-licensed motor vehicles by category and period

Period	Agricultural	Coach and private bus	Minibus	Route bus	Motorcycle / E-Bicycle	Quad and ATV	Passenger car	Goods-carrying vehicle	Special purpose vehicle	Road tractor	Total
2015	71	18	74	175	2,174	115	16,803	1,778	116	51	21,375
Q1	11	9	15	32	403	34	3,947	401	26	11	4,889
Q2	19	6	24	-	671	27	4,234	445	27	17	5,470
Q3	11	1	14	142	572	33	4,262	475	27	13	5,550
Q4	30	2	21	1	528	21	4,360	457	36	10	5,466
2016	80	15	80	33	3,428	136	16,712	2,021	156	69	22,730
Q1	22	6	17	-	844	21	4,477	457	37	11	5,892
Q2	28	3	20	33	1,018	46	4,177	477	38	17	5,857
Q3	11	4	26	-	945	45	4,054	517	46	21	5,669
Q4	19	2	17	-	621	24	4,004	570	35	20	5,312
2017	53	10	67	28	2,930	90	18,729	2,690	222	69	24,888
Q1	9	4	18	-	525	16	4,741	650	57	17	6,037
Q2	18	3	19	-	886	41	4,751	662	50	18	6,448
Q3	6	1	17	28	882	29	4,814	673	51	13	6,514
Q4	20	2	13	-	637	4	4,423	705	64	21	5,889
2018											
Q1	25	6	14	4	627	8	5,022	764	74	29	6,573
Q2	24	-	22	4	999	38	5,115	779	69	19	7,069

Note: Figures include 'new' and 'used' licensed motor vehicles.

Table 3. Newly-licensed 'new' motor vehicles by category and period

Period	Agricultural	Coach and private bus	Minibus	Route bus	Motorcycle / E-Bicycle	Quad and ATV	Passenger car	Goods-carrying vehicle	Special purpose vehicle	Road tractor	Total
2015	7	2	34	143	1,297	102	7,118	597	13	8	9,321
Q1	2	2	4	-	228	32	1,690	137	1	4	2,100
Q2	2	-	20	-	424	23	1,871	157	4	4	2,505
Q3	1	-	4	142	325	27	1,720	151	4	-	2,374
Q4	2	-	6	1	320	20	1,837	152	4	-	2,342
2016	1	-	32	33	2,470	127	7,306	742	8	9	10,728
Q1	1	-	10	-	600	20	2,177	191	3	-	3,002
Q2	-	-	11	33	730	43	1,893	178	2	-	2,890
Q3	-	-	7	-	714	43	1,600	196	2	7	2,569
Q4	-	-	4	-	426	21	1,636	177	1	2	2,267
2017	4	3	18	28	2,216	73	7,776	738	41	11	10,908
Q1	-	1	2	-	367	14	2,144	179	10	5	2,722
Q2	2	-	5	-	694	38	2,184	200	7	2	3,132
Q3	1	1	7	28	689	21	1,762	201	7	4	2,721
Q4	1	1	4	-	466	-	1,686	158	17	-	2,333
2018											
Q1	1	1	5	-	441	4	2,206	200	10	3	2,871
Q2	2	-	7	-	753	36	2,181	204	14	-	3,197

Table 4. Newly-licensed 'used' motor vehicles by category and period

Period	Agricultural	Coach and private bus	Minibus	Route bus	Motorcycle / E-Bicycle	Quad and ATV	Passenger car	Goods-carrying vehicle	Special purpose vehicle	Road tractor	Total
2015	64	16	40	32	780	13	9,667	1,212	72	43	11,939
Q1	9	7	11	32	143	2	2,255	273	16	7	2,755
Q2	17	6	4	-	223	4	2,360	292	19	13	2,938
Q3	10	1	10	-	221	6	2,535	328	19	13	3,143
Q4	28	2	15	-	193	1	2,517	319	18	10	3,103
2016	79	15	48	-	958	9	9,406	1,279	148	60	12,002
Q1	21	6	7	-	244	1	2,300	266	34	11	2,890
Q2	28	3	9	-	288	3	2,284	299	36	17	2,967
Q3	11	4	19	-	231	2	2,454	321	44	14	3,100
Q4	19	2	13	-	195	3	2,368	393	34	18	3,045
2017	49	7	49	-	714	17	10,953	1,952	181	58	13,980
Q1	9	3	16	-	158	2	2,597	471	47	12	3,315
Q2	16	3	14	-	192	3	2,567	462	43	16	3,316
Q3	5	-	10	-	193	8	3,052	472	44	9	3,793
Q4	19	1	9	-	171	4	2,737	547	47	21	3,556
2018											
Q1	24	5	9	4	186	4	2,816	564	64	26	3,702
Q2	22	-	15	4	246	2	2,934	575	55	19	3,872

Chart 3. Average daily newly licensed 'new' and 'used' vehicles

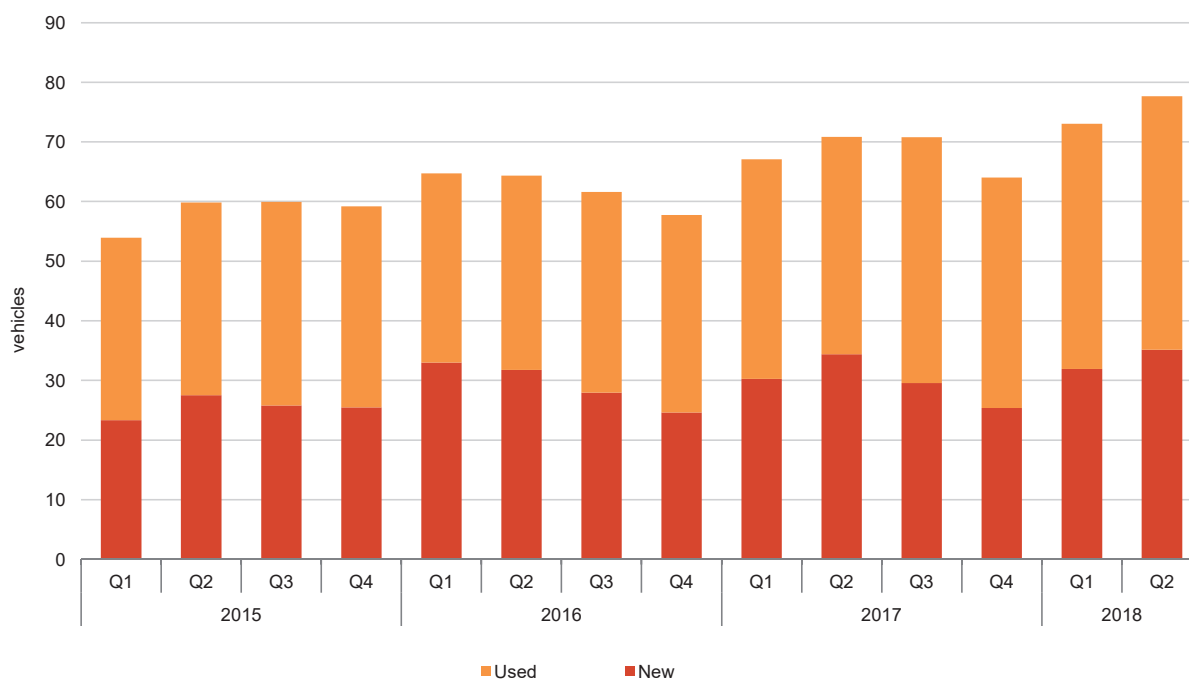


Table 5. Vehicles with restriction starting during Q2/2018

Restriction	Agricultural	Coach and private bus	Minibus	Route bus	Motorcycle/E-Bicycle	Quad and ATV	Passenger car	Goods-carrying vehicle	Special purpose vehicle	Road tractor	Total
Resale	1	1	-	-	187	2	2,197	233	1	2	2,624
Exported	-	-	-	-	17	1	65	6	2	1	92
Garaged	11	-	10	3	341	13	1,208	330	62	25	2,003
Scrapped	-	-	1	-	23	2	2,057	167	8	1	2,259
Other	-	-	2	-	4	2	82	14	2	-	106
Total	12	1	13	3	572	20	5,609	750	75	29	7,084

Table 6. Vehicles with restriction ending during Q2/2018

Restriction	Agricultural	Coach and private bus	Minibus	Route bus	Motorcycle/E-Bicycle	Quad and ATV	Passenger car	Goods-carrying vehicle	Special purpose vehicle	Road tractor	Total
Resale	1	-	-	-	179	2	2,261	218	1	-	2,662
Exported	-	-	-	-	1	-	5	-	-	-	6
Garaged	20	2	3	1	266	15	1,067	150	19	6	1,549
Other	-	-	-	-	5	-	19	6	2	-	32
Total	21	2	3	1	451	17	3,352	374	22	6	4,249

Note: There are vehicles with restriction starting and ending in the same quarter.

Table 7. Stock of licensed motor vehicles by category and type of fuel used as at end Q2/2018

Vehicle group	Petrol	Diesel	Electric	Hybrid (Electric/Petrol)	Hybrid (Electric/Diesel)	LPG/Gas	Combined (Petrol/LPG)	Combined (Diesel/LPG)	Total
Agricultural	23	2,063	1	-	-	-	-	-	2,087
Coach and private bus	-	369	-	-	-	-	-	8	377
Minibus	10	1,267	-	-	-	-	-	-	1,277
Route bus	-	425	8	-	5	-	-	-	438
Motorcycle/E-Bicycle	25,922	17	86	-	-	1	-	-	26,026
Quad and ATV	1,162	-	63	-	-	-	-	-	1,225
Passenger car	200,196	93,556	292	1,065	23	4	1,282	2	296,420
Goods-carrying vehicle	1,210	45,580	35	1	-	2	12	12	46,852
Special purpose vehicle	51	3,322	57	-	-	59	4	1	3,494
Road tractor	-	1,139	-	-	-	-	-	3	1,142
Total	228,574	147,738	542	1,066	28	66	1,298	26	379,338

Methodological Notes

1. This news release is based on data provided by Transport Malta.
2. Data in this news release is subject to regular revisions by the data provider. For this reason, the data shown are updated as per cut-off date of respective quarter and are to be considered as provisional.
3. Data are being presented in alignment with international counterparts (Eurostat/ITF/UNECE) according to the 4th edition of the Illustrated Glossary for Transport Statistics (<http://www.unece.org/fileadmin/DAM/trans/main/wp6/pdfdocs/glossen4.pdf>).

4. Definitions:

a. Vehicle categories and classifications

- **Agricultural:** motor vehicle, normally a tractor, designed exclusively or primarily for agricultural purposes; licensed to use roads open to public traffic.
- **Coach and private bus:** passenger road motor vehicle designed to carry more than 24 persons (including driver), and with provision to carry seated and standing passengers.
- **Minibus/mini-coach:** passenger road motor vehicle designed to carry 10-23 seated or standing persons (including the driver).
- **Route bus:** bus licensed to operate on established bus routes.
- **Motorcycle:** two-, three- or four-wheeled road motor vehicle not exceeding 400kg of unladen weight. All such vehicles with a cylinder capacity of 50cc or over are included, as are those under 50cc which do not meet the definition of moped.
- **E-Bicycle:** cycle with supportive electrical power unit. Due to the small number of powered bicycles, such data is included with motorcycles.
- **Moped:** two-, three- or four-wheeled road motor vehicle which is fitted with an engine having a cylinder capacity of less than 50cc and a maximum authorised design speed in accordance with national regulations. These are included together with motorcycles.
- **Quad (Quadricycle)/ATV (All Terrain Vehicle):** four-wheeled road motor vehicle not exceeding 400kg of unladen weight. All such vehicles with a cylinder capacity of 50cc or over are included, as are those under 50cc which do not meet the definition of moped.
- **Passenger road vehicle:** a road vehicle designed, exclusively or primarily, to carry one or more persons. Included are: motorcycles, mopeds, passenger cars, vans designed and used primarily for transport of passengers, taxis, hire cars, ambulances, buses, coaches, minibuses and motor homes.
- **Passenger car:** road motor vehicle, other than a moped or a motorcycle, intended for the carriage of passengers and designed to seat no more than 9 persons (including the driver). Included are: passenger cars, vans designed and used primarily for transport of passengers, taxis, hire cars, ambulances, motor homes (not caravans), hearses and microcars (needing no permit to be driven).
- **Goods-carrying vehicle:** road vehicle designed, exclusively or primarily, to carry goods. Included are: (a) light goods vehicles with a gross vehicle weight of not more than 3,500 kg designed exclusively or primarily to carry goods, such as vans and pick-ups; (b) heavy goods road vehicles with a gross vehicle weight above 3,500 kg designed to carry goods; (c) road tractors; (d) agricultural tractors permitted to use roads open to public traffic.
- **Road tractor:** road motor vehicle designed, exclusively or primarily, to haul other road vehicles which are not power driven (mainly semi-trailers).
- **Special purpose vehicle:** road motor vehicle for purposes other than the carriage of passengers or goods. This category includes: fire brigade vehicles; mobile cranes; self-propelled rollers; bulldozers with metallic wheels or track; vehicles for recording film, radio and TV broadcasting; mobile library vehicles; mobile kiosks; towing vehicles for vehicles in need of repair and other special purpose road motor vehicles.
- **Garage hire:** chauffeur-driven car for hire.
- **Self drive car/motorcycle:** passenger road motor vehicle available for hire (without chauffeur).
- **Taxi:** licensed passenger car for hire with driver without predetermined routes. The method of hire is normally: (i) Flagging down the street; (ii) Picking up at a designated taxi rank; (iii) Telephoning for collection.

- **Leased:** a contract under which the owner of a motor vehicle grants to another person the exclusive possession of the motor vehicle for an agreed period, in return for a consideration, and under such conditions that the possessor of the motor vehicle will be obliged to pay the full amount of the consideration, or a penalty, to the owner of the motor vehicle, should the contract be terminated before the expiration of the agreed period. A 'QZ' plate is assigned to all vehicles falling in this category.

- **Other:** this category includes any other use/ownership (mostly private), not mentioned above.

b. Alternative vehicle motorisation types

- **Electric/battery operated:** electrically operated vehicle, totally independent of a fuel-driven engine.

- **Hybrid:** is a vehicle that uses two or more distinct power sources to move the vehicle. This term most commonly refers to hybrid electric vehicles (HEVs), which combine an internal combustion engine and one or more electric motors.

- **Combined:** a combined engine vehicle is one that uses two or more distinct non-electric power sources. Combination types: Petrol/LPG, Diesel/LPG.

c. Vehicle restrictions

- **Restrictions:** is a condition imposed on a vehicle's licence. Restrictions can be either temporary such as garaged, seized, resale, etc., or permanent (i.e. vehicle is indefinitely removed from circulation on national territory), such as exported, scrapped or destroyed. In this news release, only data of the four main restrictions (resale, exported, scrapped, garaged) are reported.

- **Resale:** vehicle which has been de-licensed and put up for resale. The vehicle cannot be used on the road until licensed again when sold.

- **Exported:** vehicle licensed in Malta which has been exported.

- **Garaged:** vehicle no longer licensed for use on the road. This category excludes vehicles which have been scrapped or exported. A vehicle may be garaged for a particular period, then re-licensed after this period.

- **Scrapped:** vehicle which has been scrapped/destroyed and therefore, indefinitely removed from circulation.

- **Other:** vehicle which has been de-licensed for other reasons not listed above such as stolen, seized, engine removed, arrears issues and other minor restrictions.

5. Newly licensed data (new and used) shows the number of vehicles licensed for the first time to be used on Maltese roads. These values approximately indicate also the local sales of vehicles during the period.

6. Net average daily increase of stock of licensed vehicles =

$$\frac{\text{stock recorded in quarter under review} - \text{stock recorded in previous quarter}}{\text{number of days in quarter under review}}$$

7. Average daily increase of newly licensed vehicles =

$$\frac{\text{newly licensed vehicles (new and used)}}{\text{number of days in quarter under review}}$$

8. More information relating to this news release may be accessed at:

Sources and Methods:

https://nso.gov.mt/en/nso/Sources_and_Methods/Unit_B3/Environment_Energy_Transport_and_Agriculture_Statistics/Pages/Motor-Vehicles.aspx

Statistical Concepts: <http://nso.gov.mt/metadata/concepts.aspx>

9. References to this news release are to be cited appropriately.

10. A detailed news release calendar is available on:

https://nso.gov.mt/en/News_Releases/Release_Calendar/Pages/News-Release-Calendar.aspx