

Regional Tourism: 2016-2018

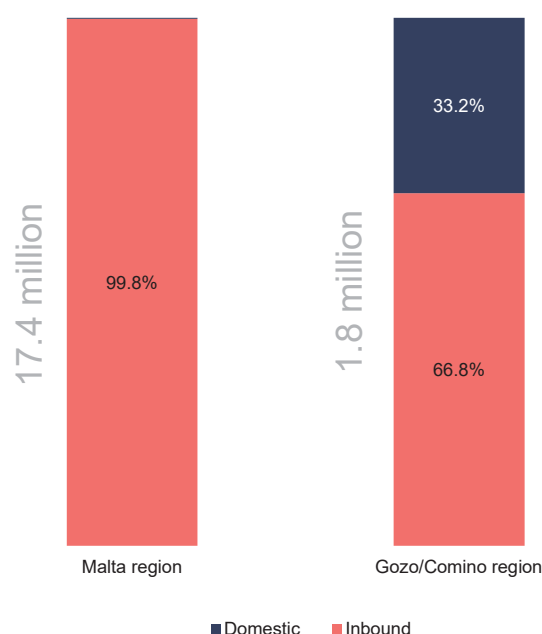
1.0 Overview

In 2018, the total number of inbound and domestic tourists who visited the Gozo and Comino region amounted to 431,970. Domestic tourists accounted for 52.6 per cent of total tourism demand within this region. The total number of inbound and domestic tourists who visited the Malta region surpassed 2.5 million, with inbound tourists accounting for 99.3 of total tourists visiting this region (Charts 1a and 1b).

Chart 1a. Domestic and inbound tourists by region: 2018



Chart 1b. Nights spent by domestic and inbound tourists by region: 2018



2.0 Domestic tourism

During 2018, domestic tourism across regions stood at 245,477 total arrivals, a decrease of 5.9 per cent when compared to 2017. Malta residents travelling to Gozo and Comino region totalled 227,121, or 92.5 per cent of total domestic tourists. The majority of domestic tourists travelled for holiday purposes (89.1 per cent) and spent between 1 and 3 nights (82.6 per cent). The average length of stay decreased by 0.1 of a night to 2.6 nights (Table 1 and Chart 2a).

Domestic tourist nights totalled 650,037, a decrease of 8.2 per cent over 2017 (Table 3). Total expenditure by domestic tourists was estimated at almost €41.0 million, a drop of 5.8 per cent when compared to the previous year (Table 4). The average expenditure per capita stood at €167, at par with 2017 levels (Table 5).

Chart 2a. Domestic tourism by region: 2016-2018

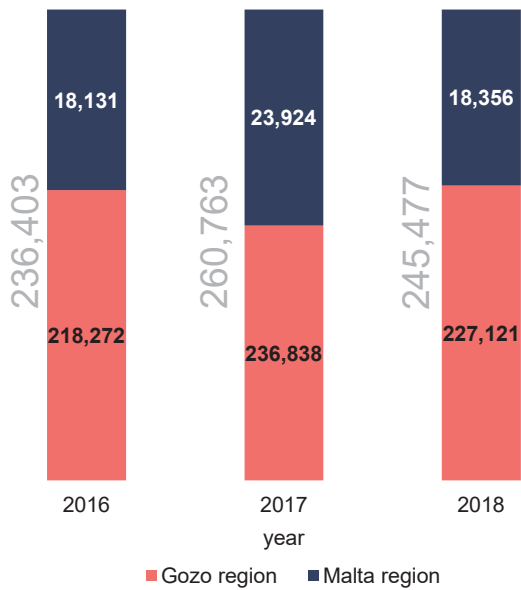
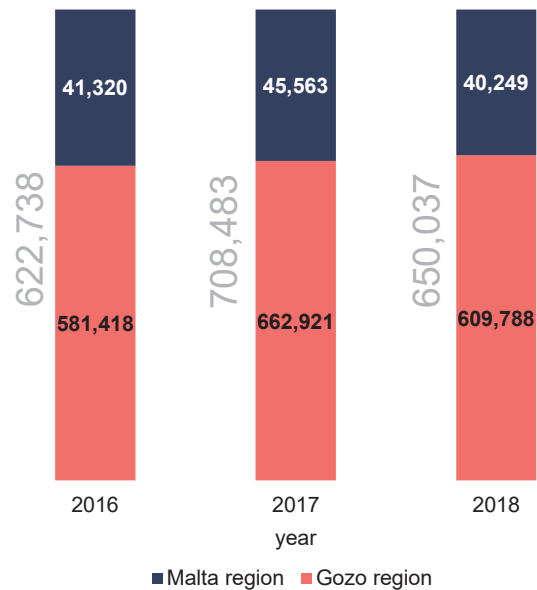


Chart 2b. Nights spent by domestic tourists by region: 2016-2018



2.1 Domestic tourism to Gozo and Comino region

Domestic tourists to Gozo and Comino region numbered 227,121, a decrease of 4.1 per cent over 2017 (Table 1).

The majority of domestic tourist nights (71.5 per cent) were in rented accommodation, of which 67.6 per cent were spent in other rented accommodation. In 2018, nights in collective accommodation increased by 2.8 per cent, when compared to 2017 (Table 3).

Domestic tourism expenditure in Gozo and Comino region was estimated at almost €38.4 million, a decline of 4.2 per cent over 2017 (Table 4).

2.2 Domestic tourism to Malta region

Gozo and Comino residents who travelled to Malta region in 2018 as domestic tourists totalled 18,356, a decrease of 23.3 per cent over 2017 (Table 1).

Slightly more than half (50.3 per cent) of domestic tourism nights by Gozo and Comino residents who travelled to Malta region were spent in rented accommodation (Table 3). In 2018, domestic tourism expenditure in Malta region was estimated at almost €2.6 million, a decrease of 24.9 per cent over 2017 (Table 4).

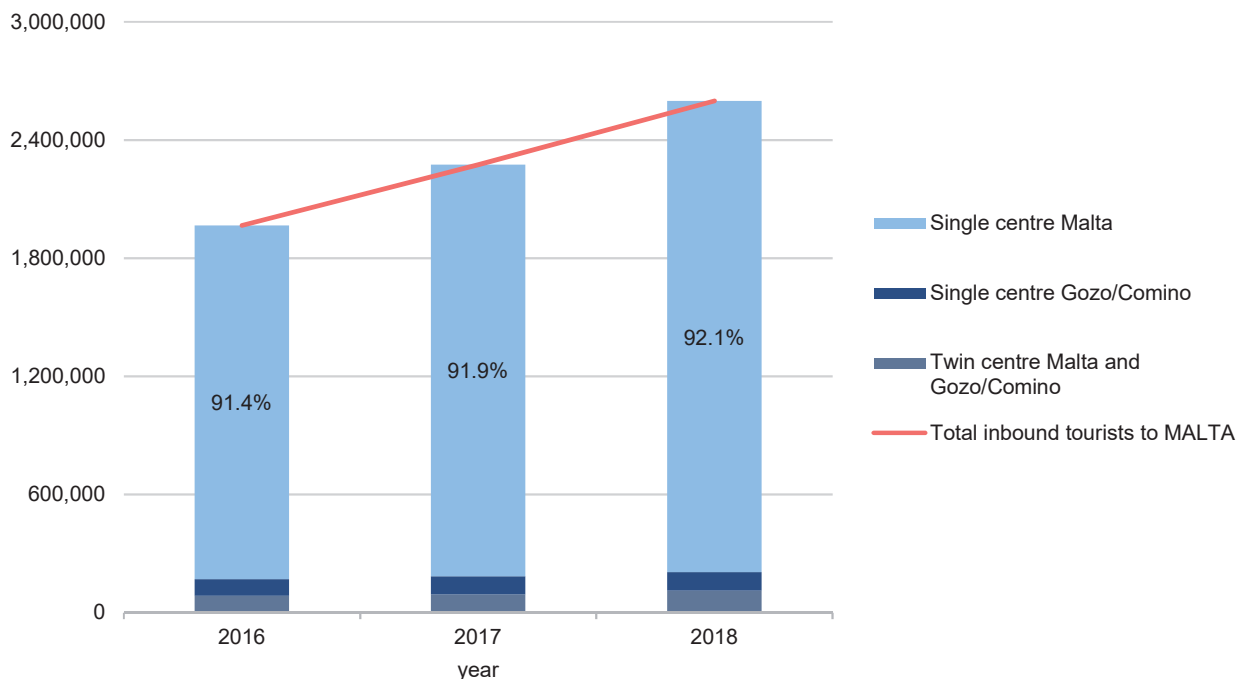
3.0 Inbound tourism

In 2018, inbound tourists in MALTA increased by 14.3 per cent, reaching nearly 2.6 million tourists. Single centre destination inbound tourism accounted for the majority of the trips (95.7 per cent), with the rest being twin centre destination trips (Table 6 and Chart 3).

Total nights spent by inbound tourists to MALTA reached almost 18.6 million, an increase of 12.5 per cent over 2017. Nights spent by single centre inbound tourists accounted for 94.0 per cent of total nights spent in MALTA. Inbound tourist nights in the Malta region accounted for 93.4 per cent of the total, while the Gozo and Comino region accommodated 6.6 per cent of the total nights (Table 6).

In 2018, total expenditure by inbound tourists to MALTA reached an estimate of €2.1 billion, an increase of 8.0 per cent over 2017. Expenditure by inbound tourists on single centre destination trips accounted for 94.9 per cent of total (Table 12).

Chart 3. Inbound tourists by itinerary, region and year



3.1 Single centre destination trips: Malta region

In 2018, inbound tourists to Malta region as a single centre destination reached almost 2.4 million, an increase of 14.5 per cent over 2017. Most of the inbound tourists were aged between 25 and 44 (38.7 per cent) and came from EU Member States (84.8 per cent) with the strongest market being the UK. More than half of the single centre inbound tourists (54.3 per cent) travelled by low-cost airlines and 43.9 per cent by other airlines. Travelling by low-cost and other airlines registered increases of 19.4 per cent and 9.8 per cent respectively when compared to 2017. First-time tourists accounted for 74.1 per cent (Table 7).

The majority of single centre inbound tourists to Malta region stayed in collective accommodation (65.9 per cent). Nights spent by inbound tourists to Malta region as a single centre destination went up by 13.4 per cent when compared to 2017, exceeding 16.6 million nights (Tables 10 and 11).

Total expenditure by inbound tourists to Malta as single centre destination surpassed €1.9 billion, an increase of 8.3 per cent over 2017. Both package and non-package expenditures by single centre inbound tourists to Malta region registered increases of 17.4 per cent and 12.9 per cent respectively (Table 12).

3.2 Single centre destination trips: Gozo and Comino region

Inbound tourists who visited Gozo and Comino region as a single centre destination amounted to 94,050, an increase of 1.9 per cent over 2017 (Table 6). The majority came from EU Member States (87.2 per cent) with the strongest market being the UK. Most inbound tourists were aged between 45 and 64 (37.6 per cent). Non-package trips accounted for 77.1 per cent of inbound tourists to Gozo and Comino region, an increase of 5.7 per cent over the previous year. Single centre package trips to Gozo and Comino region decreased by 9.0 per cent over 2017. More than half of single centre inbound tourists to Gozo and Comino region travelled by low-cost airlines (57.8 per cent), which registered an increase of 9.0 per cent over 2017 (Table 8).

In contrast to single centre Malta region, most single centre tourists to Gozo and Comino region stayed in other rented accommodation (43.2 per cent). Total nights spent by inbound tourists to Gozo and Comino region on single centre trips amounted to 844,008 (Tables 10 and 11). In 2018, the average length of stay of single centre inbound tourists to Gozo and Comino region stood at 9.0 nights, down from 9.2 nights in 2017 (Table 8).

Expenditure by inbound tourists to Gozo and Comino region as single centre destination was estimated at €78.3 million in 2018, a decrease of 3.8 per cent when compared to the previous year (Table 12).

3.3 Twin centre destination trips

In 2018, inbound tourists who visited Malta and Gozo and Comino regions as twin centre destination totalled 110,799, an increase of 21.9 per cent when compared to 2017. The largest share of twin centre inbound tourists were in the 25-44 age bracket (45.0 per cent). The majority of inbound tourists on twin centre trips were first-time tourists (76.1 per cent) and came from EU Member States (80.8 per cent). More than half of the twin centre inbound tourists travelled by low-cost airlines (54.8 per cent). Travelling by low cost airlines recorded a significant increase of 32.3 per cent compared to 2017 (Table 9).

The majority of twin centre tourists stayed in rented accommodation (86.8 per cent). Total nights spent by twin centre tourists increased by 9.8 per cent when compared to 2017, surpassing 1.1 million nights (Tables 10 and 11). In 2018, the average length of stay of inbound tourists visiting both regions stood at 10.0 nights, down by 1.1 nights when compared to 2017 (Table 9).

Total expenditure by twin centre tourists was estimated at €107.1 million in 2018, an increase of 11.0 per cent over 2017. Non-package expenditure by twin centre inbound tourists was almost four times higher, when compared to package expenditure. Both package and non-package expenditures registered increases when compared to 2017 (Table 12).

Table 1. Profile of domestic tourists

Characteristics	January-December			Change	Percentage change
	2016	2017	2018	2018/2017	
Regional overview					
Malta residents to Gozo/Comino region	218,272	236,838	227,121	-9,717	-4.1
Gozo/Comino residents to Malta region	18,131	23,924	18,356	-5,569	-23.3
Sex					
Males	129,113	131,891	122,148	-9,743	-7.4
Females	107,290	128,872	123,329	-5,543	-4.3
Age group					
15-24	50,778	40,786	39,686	-	-
25-44	95,103	111,235	110,700	-	-
45-64	60,981	81,145	67,317	-13,828	-17.0
65 or more	29,540	27,596	27,772	-	-
Purpose of visit					
Holiday	216,855	227,827	218,648	-9,179	-4.0
Visiting relatives and friends	12,940	17,398	16,306	-	-
Other (including business, educational, religious and health tourism)	6,608 ^u	15,538	10,523	-5,015	-32.3
Duration of visit					
1-3 nights	203,355	217,938	202,760	-15,177	-7.0
4-6 nights	24,892	32,666	33,655	-	-
7 nights or more	8,156 ^u	10,159 ^u	9,061 ^u	-	-
Average length of stay (nights)	2.6	2.7	2.6	-0.1	-
Total tourists	236,403	260,763	245,477	-15,286	-5.9

^u Under represented - between 20 and 49 sample observations.

Notes:

1. Totals may not add up due to rounding.
2. Figures include residents in Malta and Gozo/Comino region.
3. Figures exclude individuals aged 0 to 14 years. Please refer to methodological note 1.
4. Changes denoted by the dash symbol (-) should be treated with caution. For more information, please refer to methodological note 6.

Source: National Tourism Survey, NSO

Table 2. Domestic tourists by region of destination and type of accommodation

Type of accommodation	January-December			Change	Percentage change
	2016	2017	2018	2018/2017	
Malta residents to Gozo/Comino region	218,272	236,838	227,121	-9,717	-4.1
Rented accommodation	144,126	164,460	156,472	-7,988	-4.9
Collective	47,397	64,263	59,746	-4,517	-7.0
Other rented	96,728	100,196	96,725	-3,471	-3.5
Non-rented accommodation	74,147	72,379	70,650	-1,729	-2.4
Gozo/Comino residents to Malta region	18,131	23,924	18,356	-5,569	-23.3
Rented accommodation	7,824	12,042	9,373	-2,669	-22.2
Non-rented accommodation	10,307	11,882	8,982	-2,900	-24.4
Total tourists	236,403	260,763	245,477	-15,286	-5.9

Notes:

1. Totals may not add up due to rounding.
2. Figures exclude individuals aged 0 to 14 years. Please refer to methodological note 1.

Source: National Tourism Survey, NSO

Table 3. Total nights spent by domestic tourists by type of accommodation

Type of accommodation	January-December			Change	Percentage change
	2016	2017	2018	2018/2017	
Malta residents to Gozo/Comino region	581,418	662,921	609,788	-53,132	-8.0
Rented accommodation	398,374	484,091	436,257	-47,835	-9.9
Collective	100,303	137,677	141,510	3,833	2.8
Other rented	298,072	346,415	294,747	-51,668	-14.9
Non-rented accommodation	183,043	178,829	173,532	-5,298	-3.0
Gozo/Comino residents to Malta region	41,320	45,563	40,249	-5,313	-11.7
Rented accommodation	17,126	23,824	20,263	-3,561	-14.9
Non-rented accommodation	24,194	21,738	19,986	-1,752	-8.1
Total nights	622,738	708,483	650,037	-58,446	-8.2

Notes:

1. Totals may not add up due to rounding.
 2. Figures exclude individuals aged 0 to 14 years. Please refer to methodological note 1.
- Source: National Tourism Survey, NSO

Chart 4. Malta residents to Gozo/Comino region

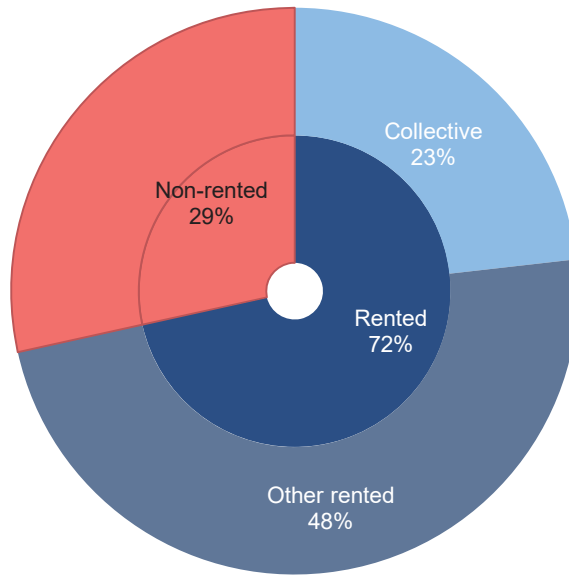


Chart 5. Gozo/Comino residents to Malta region

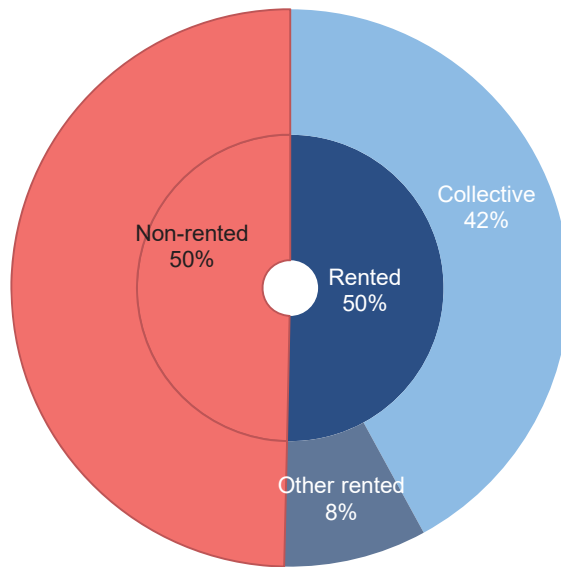


Table 4. Total expenditure by domestic tourists by region of destination and expenditure category

€ 000

Expenditure category	January-December			Change	Percentage change
	2016	2017	2018	2018/2017	
Malta residents to Gozo/Comino region	36,754	40,032	38,368	-1,664	-4.2
Travel ticket	2,350	2,624	2,326	-298	-11.3
Accommodation	12,187	14,178	13,426	-752	-5.3
Other expenditure	22,217	23,230	22,616	-614	-2.6
Gozo/Comino residents to Malta region	2,469	3,441	2,583	-858	-24.9
Total expenditure	39,224	43,473	40,951	-2,522	-5.8

Notes:

1. Totals may not add up due to rounding.
2. Expenditure estimates are rounded to the nearest thousand Euro.
3. Figures exclude individuals aged 0 to 14 years. Please refer to methodological note 1.

Source: National Tourism Survey, NSO

Table 5. Average expenditure per capita and per night by domestic tourists and expenditure category

€

Expenditure category	January-December					
	per capita			per night		
	2016	2017	2018	2016	2017	2018
Travel ticket	10	11	10	4	4	4
Accommodation	55	58	59	21	21	22
Other expenditure	101	98	98	38	36	37
Total	166	167	167	63	61	63

Notes:

1. Figures include expenditure spent by residents in Malta and Gozo/Comino region.
2. Figures exclude individuals aged 0 to 14 years. Please refer to methodological note 1.

Source: National Tourism Survey, NSO

Chart 6. Expenditure per capita by region and expenditure category: 2018

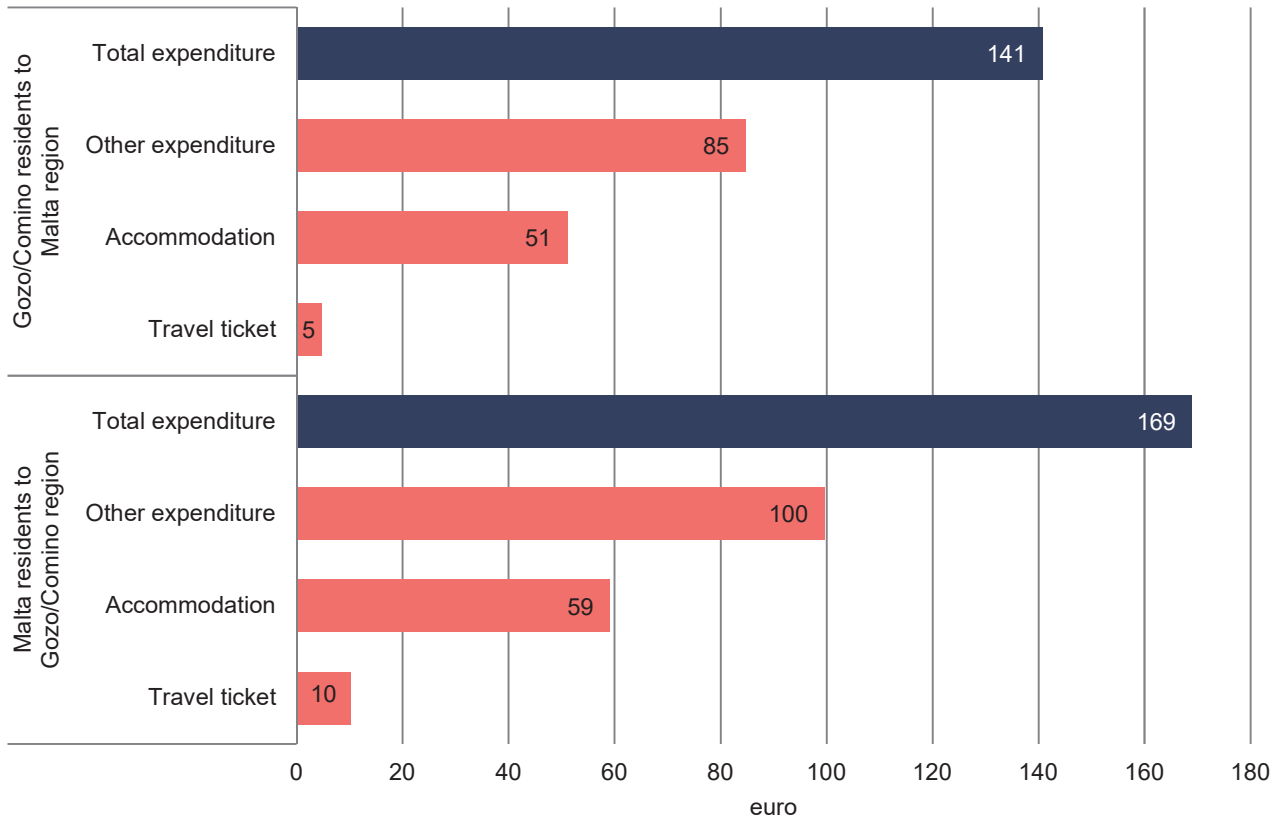


Table 6. General overview of inbound tourism to MALTA by itinerary, region and year

	January-December			Change	Percentage change
	2016	2017	2018	2018/2017	
	(Revised) ¹				
Inbound tourists:					
MALTA	1,965,928	2,273,837	2,598,690	324,852	14.3
<i>Single centre destination</i>	1,881,392	2,182,963	2,487,891	304,928	14.0
Malta	1,796,708	2,090,679	2,393,841	303,162	14.5
Gozo/Comino	84,684	92,285	94,050	1,765	1.9
<i>Twin centre destination</i>	84,536	90,874	110,799	19,925	21.9
Malta and Gozo/Comino	84,536	90,874	110,799	19,925	21.9
Regional overview²					
Malta	1,881,244	2,181,553	2,504,640	323,087	14.8
Gozo/Comino	169,220	183,159	204,849	21,690	11.8
Nights spent by inbound tourists:					
MALTA	14,961,366	16,509,141	18,569,716	2,060,575	12.5
<i>Single centre destination</i>	13,994,276	15,500,445	17,462,254	1,961,809	12.7
Malta	13,173,558	14,654,370	16,618,246	1,963,876	13.4
Gozo/Comino	820,718	846,075	844,008	-2,067	-0.2
<i>Twin centre destination</i>	967,089	1,008,696	1,107,462	98,766	9.8
Malta	695,966	702,378	726,749	24,371	3.5
Gozo/Comino	271,123	306,318	380,713	74,395	24.3
Regional overview					
Malta	13,869,525	15,356,748	17,344,995	1,988,247	12.9
Gozo/Comino	1,091,841	1,152,393	1,224,721	72,327	6.3

¹ Please refer to methodological note 4.

² The summation of the regions exceeds inbound tourists visiting MALTA, due to double counting of twin centre destination tourists to Malta and Gozo and Comino regions, respectively.

Notes:

1. **Single centre destination** includes inbound tourism trips with overnight stays in one region only.
2. **Twin centre destination** includes inbound tourism trips with combined overnight stays in both Malta and Gozo and Comino regions.
3. Totals may not add up due to rounding.
4. MALTA gives the sum of Malta and Gozo and Comino regions.

Source: Inbound Tourism Survey (Tourstat), NSO

Table 7. Profile of inbound tourists to Malta region: single centre destination

Characteristics	January-December			Change	Percentage change
	2016	2017	2018		
	(Revised) ¹			2018/2017	
Type and mode of travel					
Air	1,750,534	2,045,260	2,349,795	304,535	14.9
Low-cost airlines	875,661	1,087,988	1,298,775	210,788	19.4
Other airlines	874,873	957,272	1,051,019	93,747	9.8
Sea	46,174	45,419	44,046	-	-
Sex					
Males	919,333	1,079,546	1,203,527	123,981	11.5
Females	877,374	1,011,133	1,190,314	179,181	17.7
Age group					
0-14	96,422	98,950	89,715	-9,235	-9.3
15-24	253,222	294,871	348,773	53,901	18.3
25-44	630,027	791,239	926,229	134,989	17.1
45-64	569,513	666,791	759,714	92,923	13.9
65 or more	247,524	238,827	269,411	30,584	12.8
Country of residence					
EU	1,549,187	1,799,795	2,030,658	230,864	12.8
<i>of which:</i>					
France	129,709	157,310	189,147	31,838	20.2
Germany	137,315	170,805	203,560	32,755	19.2
Italy	297,482	345,711	372,939	27,228	7.9
Spain	50,881	70,976	92,700	21,724	30.6
United Kingdom	510,478	512,634	587,184	74,549	14.5
Non-EU	247,521	290,884	363,183	72,299	24.9
Purpose of visit					
Holiday	1,372,441	1,584,107	1,907,668	323,560	20.4
Visiting relatives and friends	162,224	184,455	187,587	3,132	1.7
Other (including business, educational, religious and health tourism)	262,043	322,116	298,586	-23,530	-7.3
Organisation of stay					
Package	718,150	763,614	852,411	88,797	11.6
Non-package	1,078,558	1,327,064	1,541,430	214,365	16.2
Frequency					
First-time tourists	1,265,124	1,536,898	1,773,898	237,000	15.4
Repeat tourists	531,584	553,781	619,943	66,162	11.9
once a year or less	377,379	391,715	447,118	55,403	14.1
more than once a year	154,205	162,066	172,824	10,759	6.6
Duration of visit					
1-3 nights	339,086	437,193	526,666	89,474	20.5
4-6 nights	468,570	585,431	706,507	121,076	20.7
7 nights or more	989,052	1,068,055	1,160,667	92,613	8.7
Average length of stay (nights)	7.3	7.0	6.9	-0.1	-
Total	1,796,708	2,090,679	2,393,841	303,162	14.5

¹ Please refer to methodological note 4.

Notes:

1. Totals may not add up due to rounding.
2. Single centre destination includes inbound tourism trips with overnight stays in one region only.
3. Changes denoted by the dash symbol (-) should be treated with caution. For more information, please refer to methodological note 6.

Source: Inbound Tourism Survey (Tourstat), NSO

Table 8. Profile of inbound tourists to Gozo and Comino region: single centre destination

Characteristics	January-December			Change	Percentage change
	2016	2017	2018	2018/2017	
Type and mode of travel					
Air	84,481	92,087	93,868	1,781	1.9
Low-cost airlines	43,211	49,917	54,397	4,480	9.0
Other airlines	41,270	42,170	39,470	-2,700	-6.4
Sea	203	198	182	-	-
Sex					
Males	41,977	46,629	47,161	-	-
Females	42,707	45,656	46,889	-	-
Age group					
0-14	6,696	6,726	5,210	-1,516	-22.5
15-24	9,191	10,874	12,707	1,833	16.9
25-44	26,681	30,641	29,996	-	-
45-64	33,110	35,128	35,368	-	-
65 or more	9,006	8,916	10,770	1,854	20.8
Country of residence					
EU	73,631	82,401	82,020	-	-
<i>of which:</i>					
France	3,615	5,500	6,649	-	-
Germany	12,317	15,464	13,823	-1,641	-10.6
Italy	8,250	8,585	7,806	-	-
Spain	:	:	:	-	-
United Kingdom	32,520	33,091	33,655	-	-
Non-EU	11,053	9,884	12,030	2,146	21.7
Purpose of visit					
Holiday	65,857	72,385	78,272	5,887	8.1
Visiting relatives and friends	13,351	13,663	12,218	-	-
Other (including business, educational, religious and health tourism)	5,476	6,236	3,560 ^u	-2,676	-42.9
Organisation of stay					
Package	21,668	23,700	21,565	-2,136	-9.0
Non-package	63,016	68,584	72,485	3,901	5.7
Frequency					
First-time tourists	45,190	53,259	54,284	-	-
Repeat tourists	39,494	39,026	39,766	-	-
once a year or less	29,135	29,691	30,218	-	-
more than once a year	10,359	9,335	9,548	-	-
Duration of visit					
1-3 nights	5,427	6,678	7,487	-	-
4-6 nights	14,152	17,021	19,042	2,021	11.9
7 nights or more	65,105	68,586	67,521	-	-
Average length of stay (nights)	9.7	9.2	9.0	-0.2	-
Total	84,684	92,285	94,050	1,765	1.9

: Unreliable - less than 20 sample observations.

^u Under represented - between 20 and 49 sample observations.

Notes:

1. Totals may not add up due to rounding.

2. Single centre destination includes inbound tourism trips with overnight stays in one region only.

3. Changes denoted by the dash symbol (-) should be treated with caution. For more information, please refer to methodological note 6.

Source: Inbound Tourism Survey (Tourstat), NSO

Table 9. Profile of inbound tourists to Malta and Gozo and Comino regions: twin centre destination

Characteristics	January-December			Change	Percentage change
	2016	2017	2018		
	(Revised) ¹			2018/2017	
Type and mode of travel					
Air	82,935	89,252	108,022	18,770	21.0
Low-cost airlines	38,688	45,881	60,719	14,839	32.3
Other airlines	44,247	43,372	47,303	3,931	9.1
Sea	1,601	1,622	2,776	-	-
Sex					
Males	42,458	42,755	49,996	7,241	16.9
Females	42,078	48,119	60,803	12,684	26.4
Age group					
0-14	5,044	5,419	5,372	-	-
15-24	12,096	13,310	13,826	-	-
25-44	33,374	38,319	49,904	11,585	30.2
45-64	24,827	26,152	31,445	5,292	20.2
65 or more	9,195	7,675	10,252	2,578	33.6
Country of residence					
EU	68,237	73,312	89,535	16,223	22.1
<i>of which:</i>					
France	11,480	13,561	17,503	3,942	29.1
Germany	7,154	6,764	9,579	2,815	41.6
Italy	9,492	9,372	9,862	-	-
Spain	3,301	3,561	5,578	2,017	56.6
United Kingdom	16,989	15,168	19,731	4,563	30.1
Non-EU	16,299	17,562	21,263	3,702	21.1
Purpose of visit					
Holiday	67,979	73,297	95,288	21,991	30.0
Visiting relatives and friends	9,340	10,548	10,594	-	-
Other (including business, educational, religious and health tourism)	7,217	7,030	4,917	-2,113	-30.1
Organisation of stay					
Package	15,951	15,071	12,630	-2,441	-16.2
Non-package	68,585	75,803	98,169	22,365	29.5
Frequency					
First-time tourists	64,003	69,860	84,304	14,444	20.7
Repeat tourists	20,533	21,014	26,495	5,481	26.1
once a year or less	14,864	16,574	20,676	4,102	24.7
more than once a year	5,669	4,439	5,818	-	-
Duration of visit					
1-3 nights	4,633	5,887	3,250 ^u	-2,637	-44.8
4-6 nights	14,687	17,182	20,457	3,275	19.1
7 nights or more	65,216	67,806	87,092	19,286	28.4
Average length of stay (nights)	11.4	11.1	10.0	-1.1	-
Total	84,536	90,874	110,799	19,925	21.9

¹ Please refer to methodological note 4.

^u Under represented - between 20 and 49 sample observations.

Notes:

1. Totals may not add up due to rounding.

2. Twin centre destination includes inbound tourism trips with combined overnight stays in both Malta and Gozo and Comino regions.

3. Changes denoted by the dash symbol (-) should be treated with caution. For more information, please refer to methodological note 6.

Source: Inbound Tourism Survey (Tourstat), NSO

Table 10. Inbound tourists by itinerary, region and type of accommodation

Type of accommodation	January-December			Change	Percentage change
	2016	2017	2018		
	(Revised) ¹			2018/2017	
MALTA	1,965,928	2,273,837	2,598,690	324,852	14.3
<i>Single centre destination</i>	1,881,392	2,182,963	2,487,891	304,928	14.0
Malta	1,796,708	2,090,679	2,393,841	303,162	14.5
Rented accommodation	1,597,099	1,860,871	2,100,197	239,326	12.9
Collective	1,282,332	1,446,241	1,577,000	130,759	9.0
Other rented	314,767	414,630	523,197	108,567	26.2
Non-rented accommodation	199,608	229,808	293,645	63,837	27.8
Gozo/Comino	84,684	92,285	94,050	1,765	1.9
Rented accommodation	63,394	70,207	69,541	-	-
Collective	26,936	30,190	28,876	-	-
Other rented	36,457	40,016	40,665	-	-
Non-rented accommodation	21,290	22,078	24,509	2,431	11.0
<i>Twin centre destination</i>	84,536	90,874	110,799	19,925	21.9
Malta and Gozo/Comino	84,536	90,874	110,799	19,925	21.9
Rented accommodation	72,723	78,226	96,140	17,914	22.9
Collective	44,853	41,954	45,523	3,569	8.5
Other rented	27,870	36,272	50,617	14,345	39.5
Non-rented accommodation	11,813	12,648	14,659	2,011	15.9

¹ Please refer to methodological note 4.

Notes:

1. **Single centre destination** includes inbound tourism trips with overnight stays in one region only.
2. **Twin centre destination** includes inbound tourism trips with combined overnight stays in both Malta and Gozo and Comino regions.
3. Tourists visiting Malta and Gozo and Comino regions as twin centre destination provide information only on the main accommodation used in either one of the regions. No information is provided in respect of the accommodation used for the remaining nights which are spent in the other region. In this regard, the nights of twin centre tourists cannot be segregated by the type of accommodation used in each of the respective regions.
4. Totals may not add up due to rounding.
5. Changes denoted by the dash symbol (-) should be treated with caution. For more information, please refer to methodological note 6.
6. MALTA gives the sum of Malta and Gozo and Comino regions.

Source: Inbound Tourism Survey (Tourstat), NSO

Table 11. Total nights spent by inbound tourists by itinerary, region and type of accommodation

Type of accommodation	January-December			Change	Percentage change
	2016	2017	2018		
	(Revised) ¹			2018/2017	
MALTA	14,961,366	16,509,141	18,569,716	2,060,575	12.5
<i>Single centre destination</i>	13,994,276	15,500,445	17,462,254	1,961,809	12.7
Malta	13,173,558	14,654,370	16,618,246	1,963,876	13.4
Rented accommodation	11,337,984	12,625,797	14,061,749	1,435,952	11.4
Collective	8,282,121	8,850,807	9,479,329	628,521	7.1
Other rented	3,055,863	3,774,989	4,582,420	807,431	21.4
Non-rented accommodation	1,835,574	2,028,573	2,556,498	527,924	26.0
Gozo/Comino	820,718	846,075	844,008	-2,067	-0.2
Rented accommodation	556,689	584,130	556,475	-	-
Collective	210,158	221,727	218,001	-	-
Other rented	346,531	362,403	338,474	-	-
Non-rented accommodation	264,029	261,945	287,533	25,588	9.8
<i>Twin centre destination</i>	967,089	1,008,696	1,107,462	98,766	9.8
Malta and Gozo/Comino	967,089	1,008,696	1,107,462	98,766	9.8
Rented accommodation	769,591	807,148	892,990	85,842	10.6
Collective	394,086	345,094	384,523	39,428	11.4
Other rented	375,505	462,054	508,467	46,413	10.0
Non-rented accommodation	197,498	201,548	214,472	12,924	6.4

¹ Please refer to methodological note 4.

Notes:

1. **Single centre destination** includes inbound tourism trips with overnight stays in one region only.
2. **Twin centre destination** includes inbound tourism trips with combined overnight stays in both Malta and Gozo and Comino regions.
3. Tourists visiting Malta and Gozo and Comino regions as twin centre destination provide information only on the main accommodation used in either one of the regions. No information is provided in respect of the accommodation used for the remaining nights which are spent in the other region. In this regard, the nights of twin centre tourists cannot be segregated by the type of accommodation used in each of the respective regions.
4. Totals may not add up due to rounding.
5. Changes denoted by the dash symbol (-) should be treated with caution. For more information, please refer to methodological note 6.
6. MALTA gives the sum of Malta and Gozo and Comino regions.

Source: Inbound Tourism Survey (Tourstat), NSO

Table 12. Total expenditure by inbound tourists by itinerary, region and expenditure category

€ 000

Expenditure category	January-December			Change	Percentage change
	2016	2017	2018		
	(Revised) ¹			2018/2017	
MALTA	1,708,952	1,946,894	2,101,764	154,870	8.0
<i>Single centre destination</i>	1,616,851	1,850,410	1,994,681	144,271	7.8
Malta	1,540,907	1,768,947	1,916,343	147,396	8.3
Package	476,601	493,505	579,193	85,688	17.4
Non-package	470,701	572,826	646,676	73,850	12.9
Travel ticket	222,928	260,637	304,980	44,343	17.0
Accommodation	247,773	312,189	341,696	29,507	9.5
Other expenditure	593,605	702,616	690,474	-12,142	-1.7
Gozo/Comino	75,944	81,463	78,338	-3,125	-3.8
Package	15,685	16,622	16,483	-139	-0.8
Non-package	27,510	28,923	29,604	681	2.4
Travel ticket	15,301	15,573	15,071	-502	-3.2
Accommodation	12,208	13,350	14,533	1,183	8.9
Other expenditure	32,749	35,918	32,252	-3,667	-10.2
<i>Twin centre destination</i>	92,101	96,484	107,083	10,600	11.0
Malta and Gozo/Comino	92,101	96,484	107,083	10,600	11.0
Package	13,533	11,743	12,996	1,253	10.7
Non-package	36,884	39,427	50,126	10,699	27.1
Travel ticket	15,933	17,146	21,665	4,519	26.4
Accommodation	20,951	22,281	28,461	6,180	27.7
Other expenditure	41,684	45,314	43,962	-1,352	-3.0

¹ Please refer to methodological note 4.

Notes:

1. **Single centre destination** includes inbound tourism trips with overnight stays in one region only.
2. **Twin centre destination** includes inbound tourism trips with combined overnight stays in both Malta and Gozo and Comino regions.
3. Totals may not add up due to rounding.
4. Expenditure estimates are rounded to the nearest thousand Euro.
5. MALTA gives the sum of Malta and Gozo and Comino regions.

Source: Inbound Tourism Survey (Tourstat), NSO

Methodological Notes

1. This release focuses on domestic and inbound tourism overnight stays. Users should be aware that domestic same-day visits and overnight stays within the same region of origin, such as, day-trips to Gozo and Comino region and weekend breaks in Malta region by Malta residents, are not included within the scope of this news release. Domestic tourism excludes individuals aged 0 to 14 years. Regional flows of inbound tourism exclude same-day visits across regions and classify trips into two components: single centre destination and twin centre destination.
2. Inbound tourism trips are collected from an ongoing frontier national survey known as Tourstat. Tourist air departures are collected through a continuous survey carried out at the departure lounge of the Malta International Airport. A two-stage sampling design is used to collect air passengers. In the first stage, alternate days and nights are selected. In the second stage, within each shift, a sample of passengers is selected systematically. Every crossing passenger is counted and respondents are selected using a pre-defined interval of 1:20 for air. Tourist sea departures data is supplemented by administrative data provided by ferry operators. Tourstat measures the number of tourist trips carried out during a reference period. 'Tourist trips' differs from the 'number of tourists' such that the same person can undertake more than one trip during a reference period.
3. In 2014, the National Statistics Office has introduced a new tool to measure National Tourism to satisfy the concepts and definitions as outlined by Eurostat. The collection consists of tourism demand data on domestic and outbound trips as required by Regulation (EC) No. 692/2011 of the European Parliament and of the Council concerning statistics on tourism statistics. The Regulation aims at giving a complete and comprehensive picture of tourism in Europe and allows the comparability of results with other EU member states. Data is collected via a quarterly Computer-Assisted Telephone Interviewing (CATI) survey.
4. As from January 2018, the NSO introduced a methodological enhancement that has yielded a significantly improved response rate in the questions concerning the classification of single centre and twin centre trips. In view of this, past data has been revised to reflect this enhancement.
5. Prior to comparing and interpreting differences between demand-side (based on Tourstat and National Tourism surveys) and supply-side (based on Accomstat survey) tourism statistics, users are strongly advised to consult concept 8.3 of the NSO's metadata file (<http://nso.gov.mt/metadata/reports.aspx?id=37>).
6. Absolute and percentage changes between one survey estimate and another based on less than 1,500 tourists should be treated with caution and are represented in this news release by means of the dash symbol (-).
7. **Definitions:**
 - **Usual Environment:** The geographical area, though not necessarily a contiguous one, within which an individual conducts his regular life routines and shall be determined on the basis of the following criteria: the crossing of administrative borders or the distance from the place of usual residence, the duration of visit, the frequency of visit, the purpose of visit.
 - **Residents:** A person is considered to be a resident of Malta/Gozo and Comino if:
 - a. S/he has lived for most of the past 12 months in Malta/Gozo and Comino;
 - b. S/he has lived in Malta/Gozo for less than 12 months but intends to return within a year to settle here.
 - **Traveller:** A person who moves between different geographic locations, for any purpose and any duration.
 - **Visitor:** The three fundamental criteria used to distinguish visitors from travellers are:
 - a. **The trip should be to a place other than that of the usual environment**, which would exclude short-distance local transport and commuting, i.e. more or less regular trips between the place of work/study and the place of residence;
 - b. **The stay in the place visited should not last more than twelve consecutive months**, beyond which the visitor would become a resident of that place (from the statistical standpoint);
 - c. **The main purpose of the visit should be other than the exercise of an activity remunerated from within the place visited**, which would exclude migratory movements for work purposes.
 - **Tourist:** A visitor who stays at least one night in collective or private accommodation in the place/country visited.
 - **Domestic tourism:** comprises the activities of a resident visitor within the country, i.e. Maltese residents visiting Gozo and Comino and vice versa and staying for not more than 12 consecutive months for personal, business or other purposes.
 - **Inbound tourism:** comprises the activities of non-resident visitors travelling to MALTA (i.e. outside their usual environment), and staying for not more than 12 consecutive months for personal, business or other purposes.
 - **Single centre destination:** refers to inbound tourism trips with overnight stays in one region only.
 - **Twin centre destination:** refers to inbound tourism trips with combined overnight stays in two regions, i.e., Malta and Gozo and Comino regions.
 - **Total nights spent:** nights which a guest actually spends or is registered to spend in a collective accommodation establishment or in a private accommodation.
 - **Average length of stay:** the number of nights spent divided by the number of trips during a specified reference period.
 - **Rented accommodation:** consists of the following two sub-categories:
 - a. **Collective accommodation:** comprises hotels, guesthouses, hostels, tourist villages, holiday complex, Bed & Breakfast and campsites.

- b. **Other rented accommodation:** comprises holiday furnished premises (farmhouses, flats and villas), host families, marinas, paid-convents, rented yachts and student dormitories.
 - **Non-rented accommodation:** comprises own private residence (owned dwellings, owned caravans and yachts), staying with friends or relatives (even if charged - includes also friends' private apartments) and other private accommodation (oil rig, free-convents or timeshare, etc.).
 - **Total expenditure:** refers to the amount that is going to be paid for the acquisition of consumption goods and services, as well as valuables during tourism trips. It includes expenditures by visitors themselves, as well as expenses that are paid for or reimbursed by others. Maltese residents are asked to budget the expenditures which they are about to incur when travelling abroad. The total expenditure is broken down by the following expenditure items:
 - a. **Package expenditure:** refers to the whole amount of money spent on transport, accommodation and others services such as rental of a car, activities or outings during the trip.
 - b. **Non-Package expenditure:** is the amount of money spent on transport and accommodation reported separately.
 - c. **Other expenditure:** is the amount spent on shopping, souvenirs, tickets for concerts or a sport event, entrance to a museum or zoo and day excursions during a tourism trip. It also includes durables and valuable goods, that is, the amount spent on cars, computers, paintings, jewellery and works of art.
8. The nomenclature of territorial units for statistics (NUTS) provides a single, uniform breakdown of the economic territory of the European Union. The NUTS is the territorial classification for the compilation of regional statistics. The economic territory of a country can be divided into regional territories and the extra-regio territory. For the purpose of regional analysis, MALTA is divided as follows:

	NUTS 0	NUTS 1	NUTS 2	NUTS 3
MALTA	MT	MT0	MT00	MT000
Malta				MT001
Gozo and Comino				MT002
Extra-regio		MTZ	MTZZ	MTZZZ

The regional territory includes the region that is part of the geographic territory of a country and any free zones, including bonded warehouses and factories under customs control in the region. The extra-regio territory is made up of parts of the economic territory of a country that cannot be attached directly to a single region.

9. More information relating to this news release may be accessed at:
- Sources and Methods: https://nso.gov.mt/en/nso/Sources_and_Methods/Unit_C3/Tourism_Statistics/Pages/TOURSTAT-Survey.aspx
 Statistical Concepts: <http://nso.gov.mt/metadata/concepts.aspx>
 Metadata: <http://nso.gov.mt/metadata/reports.aspx?id=37>
 Statistical Database: <http://nso.gov.mt/statdb/start>
10. References to this news release are to be cited appropriately.
11. A detailed news release calendar is available on:
https://nso.gov.mt/en/News_Releases/Release_Calendar/Pages/News-Release-Calendar.aspx