

Tertiary-level graduates totalled 4,580 during academic year 2016-2017, equivalent to an increase of 11.4 per cent over the previous academic year.

## Graduate Students: 2016/2017

The largest share of tertiary graduates (54.7 per cent) attained a first-degree qualification at ISCED level 6 (Bachelor's or equivalent). An additional 1,300 graduates attained their qualification at ISCED level 7 (Master's or equivalent). Increases were also recorded in graduates in ISCED level 5 (Short-cycle tertiary education) and in ISCED level 8 (Doctoral or equivalent), when compared to the previous academic year (Table 1). Female graduates outnumbered their male counterparts at all levels of tertiary education (Chart 1).

The majority of tertiary-level graduates were aged between 20-24 (66.0 per cent), followed by those within the 25-29 age bracket (Table 2). During academic year 2016-2017, 78.2 per cent of graduates were enrolled on a full-time basis. Nevertheless, those graduating from a part-time course increased by 15.1 per cent over the previous academic year. Of these, 46.0 per cent attained a Master's degree or an equivalent qualification (Table 3). Foreign graduates totalled 343, equivalent to 7.5 per cent of total tertiary-level graduates, with the majority being non-EU nationals (Table 4).

The 'Business, administration and law' field of study was the most popular amongst graduates in academic year 2016-2017, accounting for 31.7 per cent of all tertiary-level graduates (Chart 5). This was followed by graduates in the 'Health and Welfare' and 'Arts and Humanities' fields of study (Table 5) ■

**Chart 1. Tertiary-level graduates**

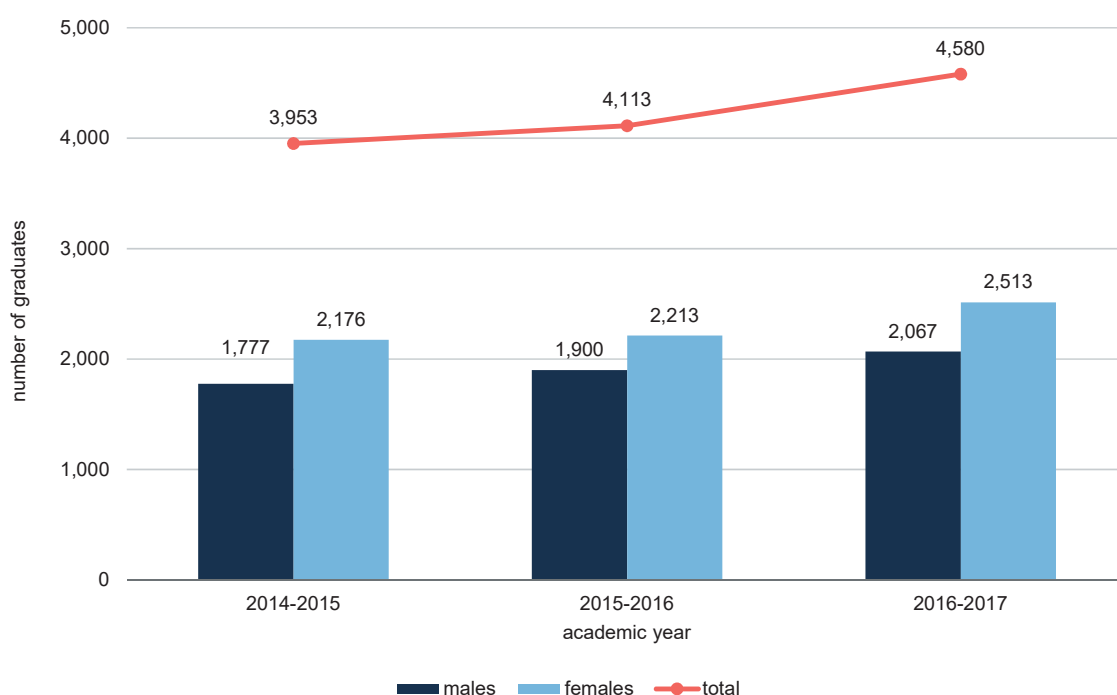


Table 1. Profile of tertiary-level graduates by academic year

	Academic year			Change	Percentage change
	2014-2015	2015-2016	2016-2017	2016-2017/2015-2016	
<b>Sex</b>					
Males	1,777	1,900	2,067	167	8.8
Females	2,176	2,213	2,513	300	13.6
<b>Age group</b>					
Under 20	102	93	103	10	10.8
20 to 29	3,225	3,297	3,693	396	12.0
30 to 49	538	620	694	74	11.9
50 and over	88	103	90	-13	-12.6
<b>Nationality</b>					
Maltese	3,755	3,851	4,237	386	10.0
Other EU	90	114	158	44	38.6
Non-EU	108	148	185	37	25.0
<b>District of residence</b>					
Southern Harbour	557	493	612	119	24.1
Northern Harbour	1,093	1,248	1,344	96	7.7
South Eastern	569	618	674	56	9.1
Western	593	694	759	65	9.4
Northern	663	707	812	105	14.9
Gozo and Comino	457	324	350	26	8.0
Foreign residence	21	29	29	-	-
<b>Level of education (ISCED 2011)</b>					
ISCED 5 - Short-cycle tertiary education	601	681	720	39	5.7
ISCED 6 - Bachelor's or equivalent	2,067	2,166	2,506	340	15.7
ISCED 7 - Master's or equivalent	1,255	1,229	1,300	71	5.8
ISCED 8 - Doctoral or equivalent	30	37	54	17	45.9
<b>Intensity of participation</b>					
Full-time	3,220	3,244	3,580	336	10.4
Part-time	733	869	1,000	131	15.1
<b>Total tertiary graduates</b>	<b>3,953</b>	<b>4,113</b>	<b>4,580</b>	<b>467</b>	<b>11.4</b>

Chart 2. Male and female proportions of tertiary-level graduates by level of education (ISCED 2011): 2016-2017

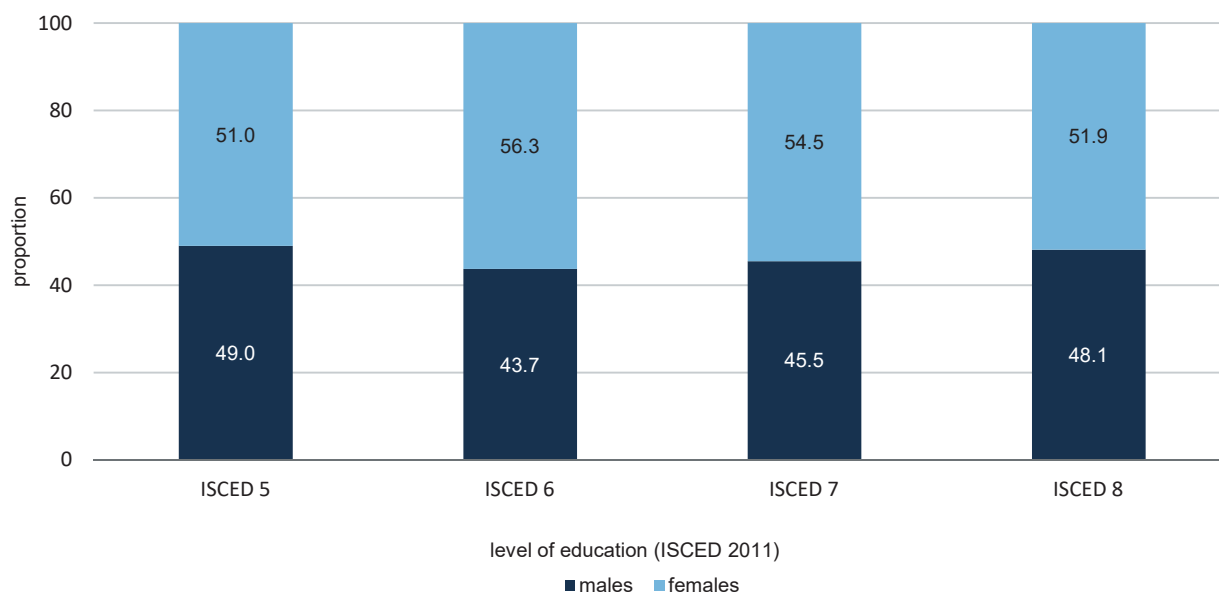


Table 2. Tertiary-level graduates by age groups, academic year and sex

Age groups	Academic year			Change	Percentage change
	2014-2015	2015-2016	2016-2017	2016-2017/2015-2016	
<b>Males</b>					
Under 20	54	46	53	7	15.2
20-24	1,156	1,238	1,319	81	6.5
25-29	264	273	297	24	8.8
30-34	108	121	160	39	32.2
35-39	78	84	82	-2	-2.4
40-44	44	63	73	10	15.9
45-49	38	26	39	13	50.0
50-54	14	18	21	3	16.7
55-59	11	15	13	-2	-13.3
60-64	4	7	5	-2	-28.6
65+	6	9	5	-4	-44.4
<b>Total</b>	<b>1,777</b>	<b>1,900</b>	<b>2,067</b>	<b>167</b>	<b>9</b>
<b>Females</b>					
Under 20	48	47	50	3	6.4
20-24	1,514	1,475	1,702	227	15.4
25-29	291	311	375	64	20.6
30-34	122	122	136	14	11.5
35-39	75	89	97	8	9.0
40-44	39	73	66	-7	-9.6
45-49	34	42	41	-1	-2.4
50-54	27	33	28	-5	-15.2
55-59	16	17	13	-4	-23.5
60-64	5	4	3	-1	-25.0
65+	5	-	2	2	100.0
<b>Total</b>	<b>2,176</b>	<b>2,213</b>	<b>2,513</b>	<b>300</b>	<b>13.6</b>
<b>Total</b>					
Under 20	102	93	103	10	10.8
20-24	2,670	2,713	3,021	308	11.4
25-29	555	584	672	88	15.1
30-34	230	243	296	53	21.8
35-39	153	173	179	6	3.5
40-44	83	136	139	3	2.2
45-49	72	68	80	12	17.6
50-54	41	51	49	-2	-3.9
55-59	27	32	26	-6	-18.8
60-64	9	11	8	-3	-27.3
65+	11	9	7	-2	-22.2
<b>Total</b>	<b>3,953</b>	<b>4,113</b>	<b>4,580</b>	<b>467</b>	<b>11.4</b>

Table 3. Tertiary-level graduates by level of education, academic year and intensity of participation

Level of education (ISCED 2011)	Academic year			Change	Percentage change
	2014-2015	2015-2016	2016-2017		
	<b>Full-time</b>				
ISCED 5	484	453	609	156	34.4
ISCED 6	1,872	2,026	2,098	72	3.6
ISCED 7	850	749	840	91	12.1
ISCED 8	14	16	33	17	106.3
<b>Total</b>	<b>3,220</b>	<b>3,244</b>	<b>3,580</b>	<b>336</b>	<b>10.4</b>
	<b>Part-time</b>				
ISCED 5	117	228	111	-117	-51.3
ISCED 6	195	140	408	268	191.4
ISCED 7	405	480	460	-20	-4.2
ISCED 8	16	21	21	-	-
<b>Total</b>	<b>733</b>	<b>869</b>	<b>1,000</b>	<b>131</b>	<b>15.1</b>
	<b>Total</b>				
ISCED 5	601	681	720	39	5.7
ISCED 6	2,067	2,166	2,506	340	15.7
ISCED 7	1,255	1,229	1,300	71	5.8
ISCED 8	30	37	54	17	45.9
<b>Total</b>	<b>3,953</b>	<b>4,113</b>	<b>4,580</b>	<b>467</b>	<b>11.4</b>

Table 4. Tertiary-level graduates by nationality and academic year

Nationality	Academic year		
	2014-2015	2015-2016	2016-2017
<b>Maltese</b>	<b>3,755</b>	<b>3,851</b>	<b>4,237</b>
<b>Other EU</b>	<b>90</b>	<b>114</b>	<b>158</b>
<i>of which:</i>			
British	16	21	46
Bulgarian	7	12	16
German	15	12	15
Italian	9	13	13
French	3	2	9
<b>Non-EU</b>	<b>108</b>	<b>148</b>	<b>185</b>
<i>of which:</i>			
American	13	28	21
Kuwaiti	13	20	21
Nigerian	6	4	18
Libyan	4	9	15
Russian	12	8	10
<b>Total</b>	<b>3,953</b>	<b>4,113</b>	<b>4,580</b>

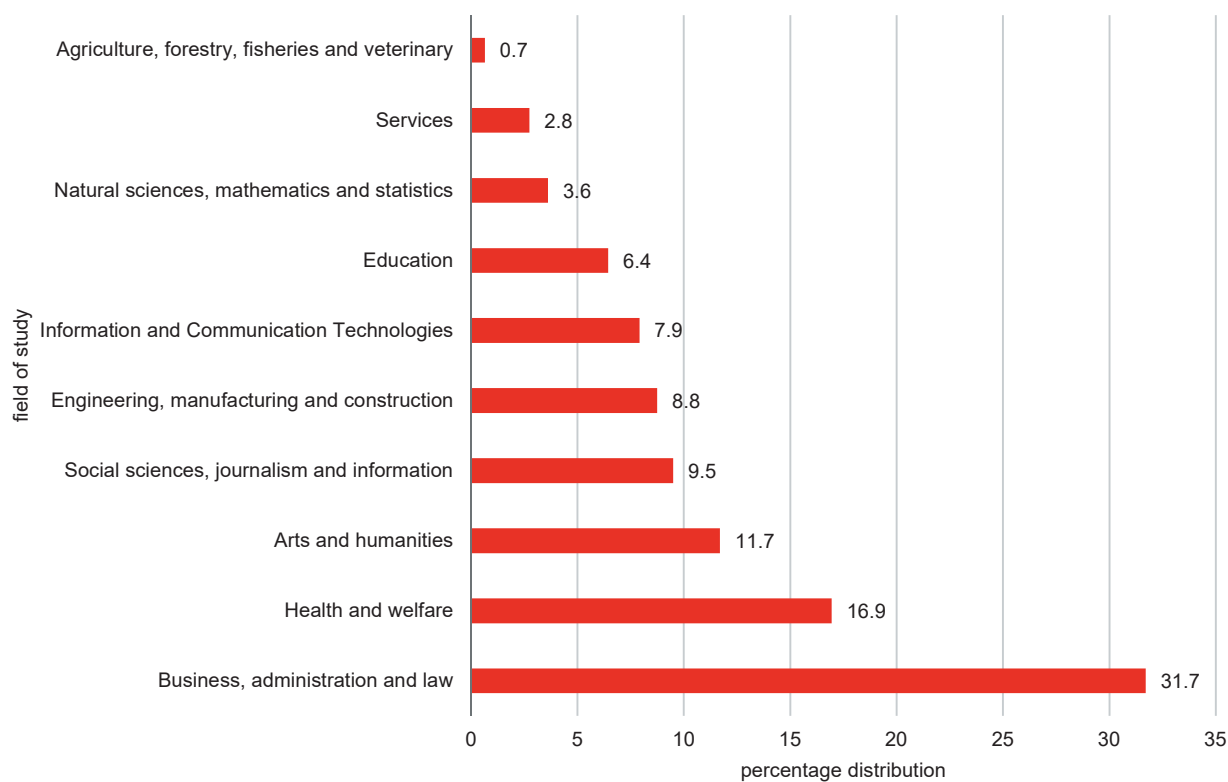
Table 5. Tertiary-level graduates by field of study, academic year and sex

Field of study	Academic year			Change	Percentage change
	2014-2015	2015-2016	2016-2017		
	<b>Males</b>				
Generic programmes and qualifications	30	-	-	-	-
Education	117	91	57	-34	-37.4
Arts and humanities	208	226	233	7	3.1
Social sciences, journalism and information	124	151	162	11	7.3
Business, administration and law	448	557	644	87	15.6
Natural sciences, mathematics and statistics	174	95	78	-17	-17.9
Information and Communication Technologies	274	276	305	29	10.5
Engineering, manufacturing and construction	239	293	288	-5	-1.7
Agriculture, forestry, fisheries and veterinary	4	15	15	-	-
Health and welfare	144	157	218	61	38.9
Services	15	39	67	28	71.8
<b>Total</b>	<b>1,777</b>	<b>1,900</b>	<b>2,067</b>	<b>167</b>	<b>8.8</b>
	<b>Females</b>				
Generic programmes and qualifications	31	-	-	-	-
Education	315	257	238	-19	-7.4
Arts and humanities	305	298	303	5	1.7
Social sciences, journalism and information	205	300	273	-27	-9.0
Business, administration and law	606	632	808	176	27.8
Natural sciences, mathematics and statistics	162	99	88	-11	-11.1
Information and Communication Technologies	61	49	58	9	18.4
Engineering, manufacturing and construction	70	90	113	23	25.6
Agriculture, forestry, fisheries and veterinary	5	12	15	3	25.0
Health and welfare	369	428	558	130	30.4
Services	47	48	59	11	22.9
<b>Total</b>	<b>2,176</b>	<b>2,213</b>	<b>2,513</b>	<b>300</b>	<b>13.6</b>
	<b>Total</b>				
Generic programmes and qualifications	61	-	-	-	-
Education	432	348	295	-53	-15.2
Arts and humanities	513	524	536	12	2.3
Social sciences, journalism and information	329	451	435	-16	-3.5
Business, administration and law	1,054	1,189	1,452	263	22.1
Natural sciences, mathematics and statistics	336	194	166	-28	-14.4
Information and Communication Technologies	335	325	363	38	11.7
Engineering, manufacturing and construction	309	383	401	18	4.7
Agriculture, forestry, fisheries and veterinary	9	27	30	3	11.1
Health and welfare	513	585	776	191	32.6
Services	62	87	126	39	44.8
<b>Total</b>	<b>3,953</b>	<b>4,113</b>	<b>4,580</b>	<b>467</b>	<b>11.4</b>

**Table 6. Tertiary-level graduates by fields of study and level of education: 2016-2017**

Field of study	ISCED 5	ISCED 6	ISCED 7	ISCED 8	Total
Education	4	263	27	1	295
Arts and humanities	100	352	76	8	536
Social sciences, journalism and information	10	312	110	3	435
Business, administration and law	188	621	642	1	1,452
Natural sciences, mathematics and statistics	5	118	35	8	166
Information and Communication Technologies	92	230	40	1	363
Engineering, manufacturing and construction	86	220	87	8	401
Agriculture, forestry, fisheries and veterinary	16	14	-	-	30
Health and welfare	174	298	280	24	776
Services	45	78	3	-	126
Generic programmes and qualifications	-	-	-	-	-
<b>Total</b>	<b>720</b>	<b>2,506</b>	<b>1,300</b>	<b>54</b>	<b>4,580</b>

**Chart 3. Percentage distribution of tertiary-level graduates by field of study: 2016-2017**



## Methodological Notes

1. Education statistics presented in this news release are processed by the National Statistics Office (NSO) on an annual basis in accordance with European Regulations (EC) 452/2008 and (EU) 912/2013. These regulations establish the basis of information to be collected from educational institutions at all levels of education and all economic sectors. By adhering to these regulations, all education statistics collected and processed by the NSO are comparable to other European countries following the same regulatory standards.
2. This news release includes graduates who were enrolled in formal education courses with a minimum duration of one semester of full-time study (or the equivalent in part-time) and that are delivered in Malta. This news release thus excludes graduates in short courses (duration of less than the equivalence of one full-time semester), preparatory programmes and courses not delivered in Malta.
3. For the purpose of this news release tertiary-level graduates refers to graduates from institutions such as MCAST, ITS, University of Malta and public and private institutions offering courses at ISCED levels 5 to 8.

#### 4. Definitions:

- **Graduates**

Students who successfully complete an educational programme during the reference year and are awarded a qualification.

- **Formal education**

Formal education is an institutionalised, intentional and planned type of education which is provided by public organisations and recognised private bodies. It consists primarily of initial education designed for children and young people before their first entry to the labour market. It also includes other types of education such as vocational, special needs and adult education provided they are recognised as part of the formal education system by the relevant national education authorities.

- **International Standard Classification of Education - ISCED**

The International Standard Classification of Education (ISCED) is a framework for assembling, compiling, and analysing cross-nationally comparable statistics on education. ISCED belongs to the United Nations International Family of Economic and Social Classifications and is the reference classification for organizing education programmes and related qualifications by levels and fields of education. ISCED is designed to serve as a framework to classify educational activities as defined in programmes and the resulting qualifications into internationally agreed categories. For more information refer to the ISCED 2011 manual at <http://uis.unesco.org/en/topic/international-standard-classification-education-isced>

ISCED levels are based on ISCED 2011 classification:

ISCED 5 - Short-cycle tertiary education

ISCED 6 - Bachelor's or equivalent level

ISCED 7 - Master's or equivalent level

ISCED 8 - Doctoral or equivalent level

- **Age** is calculated as at 1 January of the reference academic year.

- **Fields of study**

ISCED Fields of Education and Training classifies educational programmes and related qualifications by fields of study. A field is the broad domain, branch or area of content covered by an education programme or qualification.

5. More information relating to this release may be accessed at:

ISCED: <http://nso.gov.mt/metadata/classificationdetails.aspx?id=ISCED 2011>

ISCED Fields of study: <https://nso.gov.mt/metadata/classificationdetails.aspx?id=ISCED Fields of Education and Training 2013>

6. References to this news release are to be cited appropriately.

7. A detailed news release calendar is available on:

[https://nso.gov.mt/en/News\\_Releases/Release\\_Calendar/Pages/News-Release-Calendar.aspx](https://nso.gov.mt/en/News_Releases/Release_Calendar/Pages/News-Release-Calendar.aspx)