

During the second quarter of 2019, the Maltese roads registered six road traffic fatalities.

Road Traffic Accidents: Q2/2019

The number of reported traffic accidents during the second quarter this year amounted to 3,818, a marginal decrease of 0.5 per cent over the corresponding period in 2018. The Northern Harbour district registered the largest share of all road traffic accidents with 1,405 cases or 36.8 per cent of all accidents (Table 1).

Road traffic casualties declined by 10.4 per cent to 421 over the same period in 2018. Grievously injured persons consisted of 50 drivers, 13 passengers and 22 pedestrians/cyclists/other persons. The injuries suffered by three drivers and three passengers proved fatal (Tables 4-6). In comparison, the number of road traffic fatalities were three less than those recorded during the same quarter in 2018. The total number of road traffic fatalities during the first six months this year amounted to seven (Chart 1).

When classified by gender, the majority of the 85 grievously injured persons were males (69.4 per cent). The fatalities comprised of two males and four females. Moreover, most of the recorded traffic casualties fell in the 41 to 59 age bracket (Table 7).

The majority of the road traffic casualties (62.2 per cent) involved passenger cars, followed by motorcycles (27.1 per cent) and goods-carrying vehicles (5.7 per cent). The six fatalities consisted of two car drivers, two passengers, a motorcyclist and a pillion rider. Five cyclists were involved in vehicle collisions, of which three sustained grievous injuries (Table 8). Road traffic casualties caused by collisions between vehicles topped the list with 74.8 per cent of the total (Table 9).

The highest road traffic casualty and road traffic accident rates occurred on Thursdays with 66 casualties and 606 accidents respectively (Table 10). The time bracket during which most road traffic accidents occurred was between 12:00 and 14:59 with 841 cases or 22.0 per cent of the total, followed by the 09:00-11:59 time bracket with 812 cases. The least number of accidents occurring daily took place between 03:00 and 05:59 with 73 cases (Table 11).

The highest number of road traffic accidents by locality was registered in Birkirkara with 312 cases. Ħal Qormi and St Paul's Bay were next, with 215 and 178 reported accidents respectively (Chart 5) ■

Chart 1. Road traffic accidents and fatalities by month

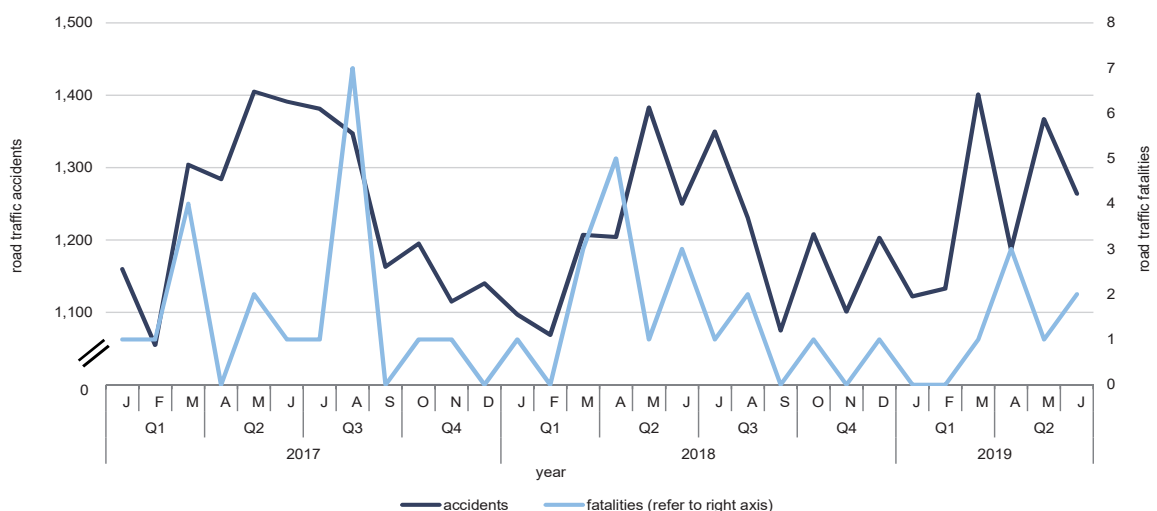


Table 1. Total road traffic accidents

Region/District	January-June		April-June			
	2018	2019	2018	2019	Change	Percentage change
MALTA	7,210	7,474	3,837	3,818	-19	-0.5
Malta	6,846	7,052	3,621	3,593	-28	-0.8
Southern Harbour	1,370	1,382	732	696	-36	-4.9
Northern Harbour	2,627	2,780	1,376	1,405	29	2.1
South Eastern	704	719	390	382	-8	-2.1
Western	882	912	449	462	13	2.9
Northern	1,263	1,259	674	648	-26	-3.9
Gozo and Comino	364	422	216	225	9	4.2

Table 2. Non-injury road traffic accidents

Region/District	January-June		April-June			
	2018	2019	2018	2019	Change	Percentage change
MALTA	6,557	6,827	3,481	3,477	-4	-0.1
Malta	6,232	6,470	3,287	3,288	1	0.0
Southern Harbour	1,216	1,258	651	635	-16	-2.5
Northern Harbour	2,438	2,565	1,269	1,281	12	0.9
South Eastern	623	638	351	341	-10	-2.8
Western	818	850	411	432	21	5.1
Northern	1,137	1,159	605	599	-6	-1.0
Gozo and Comino	325	357	194	189	-5	-2.6

Table 3. Casualties in road traffic accidents

Region/District	January-June		April-June			
	2018	2019	2018	2019	Change	Percentage change
MALTA	841	781	470	421	-49	-10.4
Malta	791	704	445	376	-69	-15.5
Southern Harbour	193	144	95	72	-23	-24.2
Northern Harbour	216	248	124	139	15	12.1
South Eastern	133	105	77	62	-15	-19.5
Western	91	73	58	35	-23	-39.7
Northern	158	134	91	68	-23	-25.3
Gozo and Comino	50	77	25	45	20	80.0

Table 4. Injuries sustained by drivers in road traffic accidents by district: April-June

Region/District	2018					2019				
	Fatal	Grievous	Slight	Insignificant	Total	Fatal	Grievous	Slight	Insignificant	Total
MALTA	4	33	221	11	269	3	50	198	6	257
Malta	4	28	212	11	255	3	44	181	6	234
Southern Harbour	1	4	54	1	60	-	8	46	2	56
Northern Harbour	2	11	57	4	74	1	16	63	2	82
South Eastern	-	2	28	3	33	-	5	34	-	39
Western	-	4	29	-	33	-	6	15	1	22
Northern	1	7	44	3	55	2	9	23	1	35
Gozo and Comino	-	5	9	-	14	-	6	17	-	23

Table 5. Injuries sustained by passengers in road traffic accidents by district: April-June

Region/District	2018					2019				
	Fatal	Grievous	Slight	Insignificant	Total	Fatal	Grievous	Slight	Insignificant	Total
MALTA	3	28	101	1	133	3	13	75	10	101
Malta	3	27	96	1	127	3	12	64	7	86
Southern Harbour	-	3	14	1	18	1	-	7	2	10
Northern Harbour	-	9	17	-	26	-	3	16	3	22
South Eastern	2	7	31	-	40	-	3	16	1	20
Western	1	3	14	-	18	-	-	7	-	7
Northern	-	5	20	-	25	2	6	18	1	27
Gozo and Comino	-	1	5	-	6	-	1	11	3	15

Table 6. Injuries sustained by pedestrians/cyclists/others in road traffic accidents by district: April-June

Region/District	2018					2019				
	Fatal	Grievous	Slight	Insignificant	Total	Fatal	Grievous	Slight	Insignificant	Total
MALTA	2	24	39	3	68	-	22	35	6	63
Malta	1	23	36	3	63	-	21	29	6	56
Southern Harbour	-	10	7	-	17	-	6	-	-	6
Northern Harbour	1	6	15	2	24	-	12	21	2	35
South Eastern	-	2	2	-	4	-	1	-	2	3
Western	-	2	5	-	7	-	-	6	-	6
Northern	-	3	7	1	11	-	2	2	2	6
Gozo and Comino	1	1	3	-	5	-	1	6	-	7
...of which cyclists	1	2	6	-	9	-	3	2	-	5

Note: The category "Other" refers to horsecabs and any other road traffic unit not described above.

Table 7. Road traffic casualties by type of injury, age group and sex: April-June

Age group	2018 Total	2019				
		Fatal	Grievous	Slight	Insignificant	Total
Males						
0-10	12	-	1	5	3	9
11-17	8	-	1	6	-	7
18-25	38	-	13	34	1	48
26-40	80	1	14	47	3	65
41-59	92	1	21	56	-	78
60-65	14	-	4	9	-	13
66+	23	-	5	14	4	23
unknown	10	-	-	-	-	-
Total	277	2	59	171	11	243
Females						
0-10	7	1	1	13	1	16
11-17	7	-	1	7	2	10
18-25	33	1	3	28	2	34
26-40	52	1	7	31	2	41
41-59	53	1	4	38	3	46
60-65	10	-	2	4	-	6
66+	19	-	8	16	1	25
unknown	12	-	-	-	-	-
Total	193	4	26	137	11	178
Total						
0-10	19	1	2	18	4	25
11-17	15	-	2	13	2	17
18-25	71	1	16	62	3	82
26-40	132	2	21	78	5	106
41-59	145	2	25	94	3	124
60-65	24	-	6	13	-	19
66+	42	-	13	30	5	48
unknown	22	-	-	-	-	-
Total	470	6	85	308	22	421

Chart 2. Road traffic casualties by gender and age group: April-June 2019

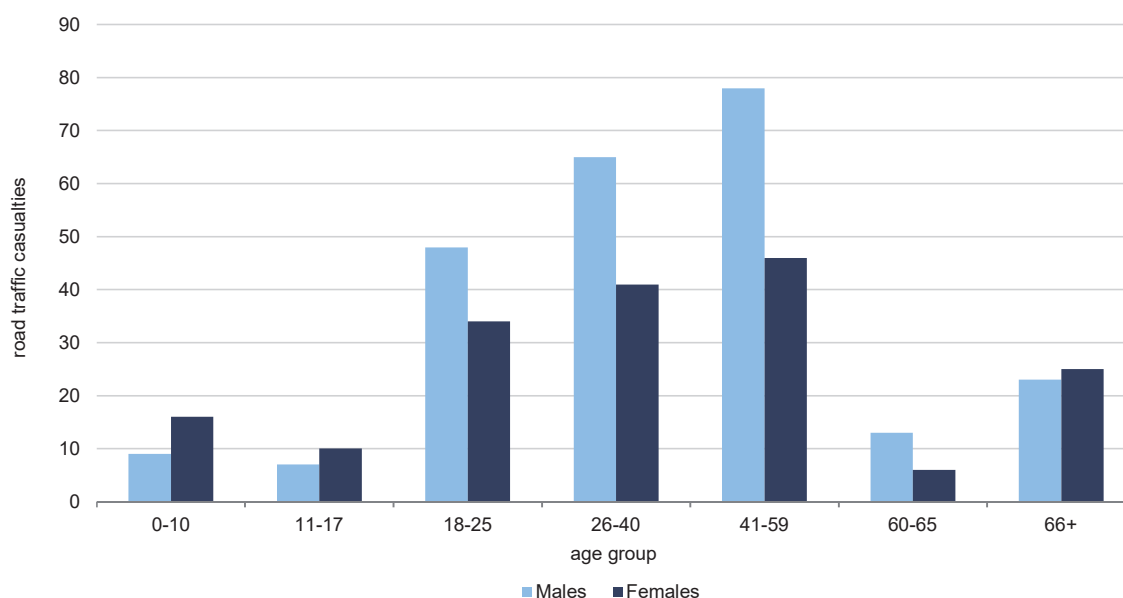


Table 8. Road traffic casualties by road traffic unit, vehicle type and injury: April-June

Road traffic unit	Vehicle type	2019				
		Fatal	Grievous	Slight	Insignificant	Total
Driver	Route bus	-	-	1	-	1
	Motorcycle	1	27	72	4	104
	Quad & ATV	-	3	3	-	6
	Passenger car	2	19	113	2	136
	Goods-carrying vehicle	-	1	9	-	10
Passenger	Route bus	-	1	2	1	4
	Motorcycle	1	-	6	-	7
	Quad & ATV	-	1	-	-	1
	Passenger car	2	11	65	8	86
	Goods-carrying vehicle	-	-	2	1	3
Pedestrian	Minibus	-	-	1	-	1
	Motorcycle	-	-	3	-	3
	Passenger car	-	13	21	3	37
	Goods-carrying vehicle	-	4	3	3	10
	Unknown vehicle	-	2	5	-	7
Cyclist	Minibus	-	1	-	-	1
	Passenger car	-	2	1	-	3
	Goods-carrying vehicle	-	-	1	-	1
Total		6	85	308	22	421

Table 9. Road traffic casualties by road traffic unit, type of accident and injury: April-June

Road traffic unit	Accident type	2019				
		Fatal	Grievous	Slight	Insignificant	Total
Driver	Vehicle with vehicle	3	35	177	6	221
	Vehicle with pedestrian	-	1	-	-	1
	Vehicle with animal	-	-	1	-	1
	Vehicle with property	-	13	19	-	32
	Vehicle hit and run	-	1	1	-	2
Passenger	Vehicle with vehicle	3	10	71	9	93
	Vehicle with pedestrian	-	1	-	-	1
	Vehicle with property	-	2	4	1	7
Pedestrian	Vehicle with vehicle	-	-	1	-	1
	Vehicle with pedestrian	-	18	28	6	52
	Vehicle hit and run	-	1	4	-	5
Cyclist	Vehicle with bicycle	-	3	2	-	5
Total		6	85	308	22	421

Table 10. Road traffic casualties and accidents by day of the week: April-June 2019

	Monday	Tuesday	Wednesday	Thursday	Friday	Saturday	Sunday	Total
Traffic casualties	57	52	63	66	54	64	65	421
Traffic accidents	590	571	573	606	568	540	370	3,818
Casualties-to-accidents ratio (%)	9.7	9.1	11.0	10.9	9.5	11.9	17.6	11.0

Chart 3. Road traffic casualties by day of the week: April-June 2019

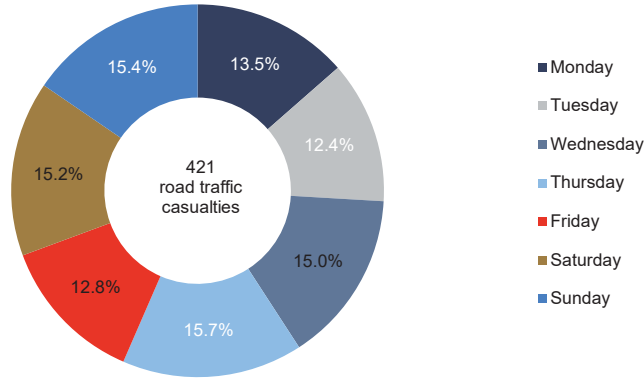


Table 11. Road traffic accidents by day of the week and time bracket: April-June 2019

Time bracket	Monday	Tuesday	Wednesday	Thursday	Friday	Saturday	Sunday	Total
00:00 - 02:59	7	6	11	4	10	23	24	85
03:00 - 05:59	7	8	7	5	10	16	20	73
06:00 - 08:59	83	109	107	91	100	49	24	563
09:00 - 11:59	140	118	115	119	96	141	83	812
12:00 - 14:59	134	128	116	137	122	136	68	841
15:00 - 17:59	123	115	116	141	119	81	62	757
18:00 - 20:59	80	70	79	95	82	63	57	526
21:00 - 23:59	16	17	22	14	29	31	32	161
Total	590	571	573	606	568	540	370	3,818

Chart 4. Road traffic accidents by day of the week and time bracket: April-June 2019

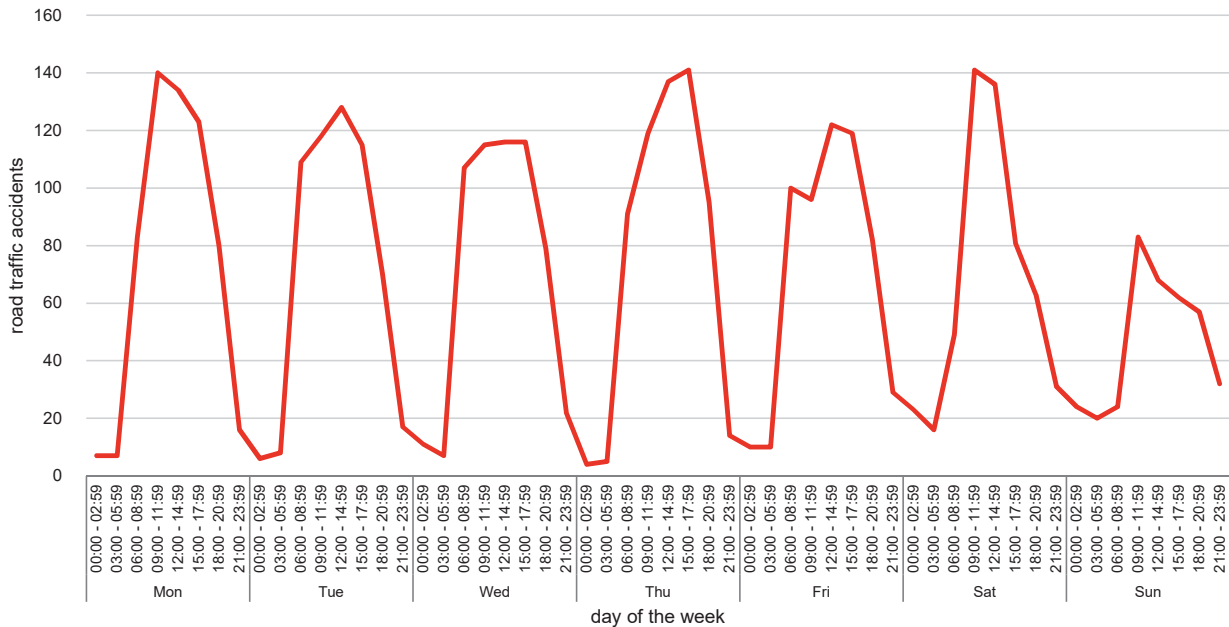


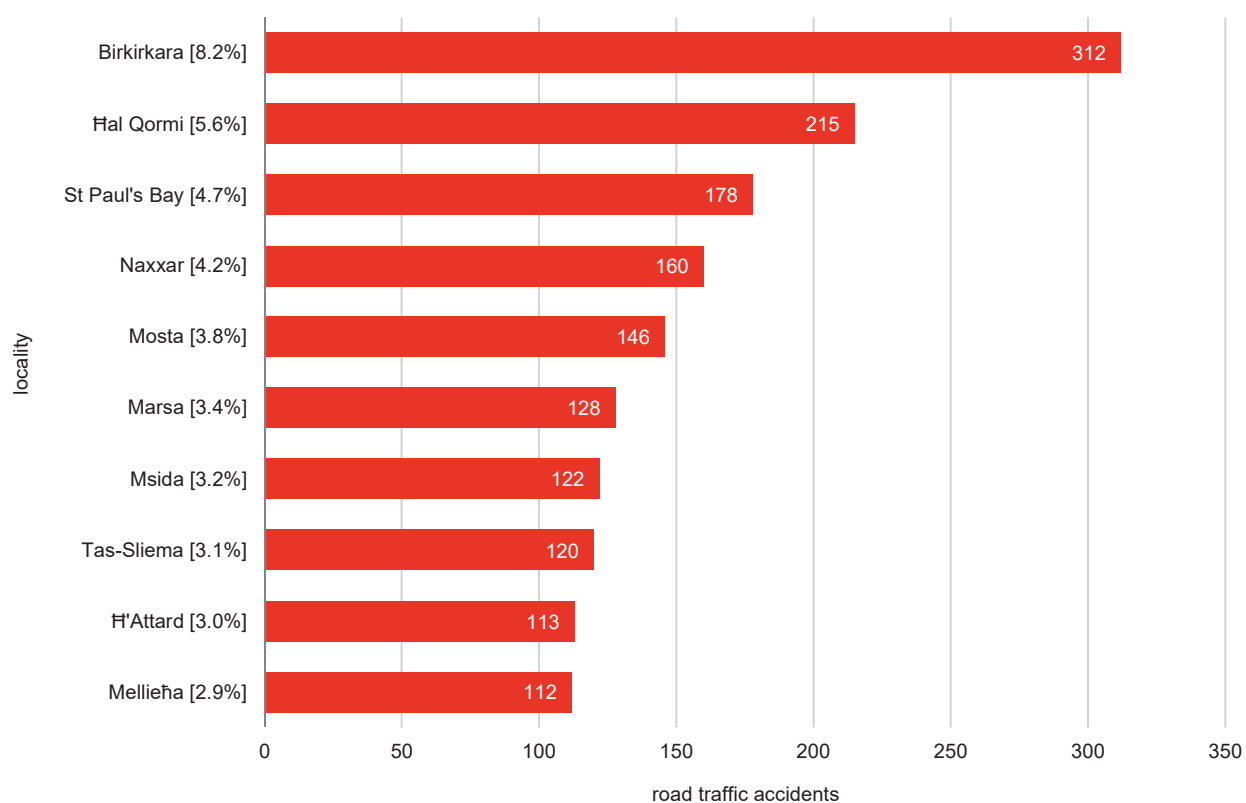
Table 12. Road traffic accidents by district/locality ...

District/Locality	January-June		April-June		Change
	2018	2019	2018	2019	
Southern Harbour	1,370	1,382	732	696	-36
Cospicua	47	43	26	25	-1
Fgura	111	125	54	47	-7
Floriana	116	91	52	43	-9
Hal Luqa	197	200	97	100	3
Hal Tarxien	133	138	83	75	-8
Haż-Żabbar	114	151	68	70	2
Kalkara	18	27	15	17	2
Marsa	296	240	149	128	-21
Paola	182	216	98	106	8
Santa Luċija	18	15	8	7	-1
Senglea	14	12	8	8	-
Valletta	79	85	46	47	1
Vittoriosa	32	26	19	16	-3
Xghajra	13	13	9	7	-2
Northern Harbour	2,627	2,780	1,376	1,405	29
Birkirkara	579	632	298	312	14
Gżira	164	172	84	93	9
Hal Qormi	409	425	215	215	-
Hamrun	161	188	93	91	-2
Msida	224	243	105	122	17
Pembroke	55	71	29	33	4
San Ġwann	232	251	109	105	-4
Santa Venera	129	150	67	66	-1
St Julian's	197	190	108	99	-9
Swieqi	127	133	78	81	3
Ta' Xbiex	45	40	23	25	2
Tal-Pietà	86	84	42	43	1
Tas-Sliema	219	201	125	120	-5
South Eastern	704	719	390	382	-8
Birżebbuġa	117	112	65	63	-2
Gudja	99	83	48	47	-1
Hal Ghaxaq	40	42	21	19	-2
Hal Kirkop	27	25	12	12	-
Hal Safi	18	18	13	11	-2
Marsaskala	78	94	44	51	7
Marsaxlokk	31	33	16	18	2
Mqabba	22	24	9	10	1
Qrendi	21	22	14	13	-1
Żejtun	175	184	103	97	-6
Żurrieq	76	82	45	41	-4
Western	882	912	449	462	13
Had-Dingli	27	21	14	7	-7
Hal Balzan	90	88	40	43	3
Hal Lija	84	95	36	53	17
H'Attard	234	211	109	113	4
Haż-Żebbuġ	152	170	81	85	4
Iklin	39	49	25	27	2
Mdina	19	10	12	9	-3
Mtarfa	73	69	64	60	-4
Rabat	118	144	54	49	-5
Siġġiewi	46	55	14	16	2
Northern	1,263	1,259	674	648	-26
Hal Gharghur	55	49	22	24	2
Mellieha	194	183	119	112	-7
Mġarr	61	73	31	28	-3
Mosta	308	322	145	146	1
Naxxar	286	322	154	160	6
St Paul's Bay	359	310	203	178	-25

... Table 12. Road traffic accidents by district/locality

District/Locality	January-June		April-June		Change
	2018	2019	2018	2019	
Gozo and Comino	364	422	216	225	9
Fontana	9	8	6	7	1
Għajnsielem	37	50	21	26	5
Għarb	15	20	11	14	3
Għasri	5	9	3	3	-
Munxar	10	12	4	6	2
Nadur	21	25	13	15	2
Qala	10	12	6	7	1
San Lawrenz	2	3	2	2	-
Ta' Kerċem	4	6	-	-	-
Ta' Sannat	6	10	5	5	-
Victoria	122	145	78	71	-7
Xagħra	33	24	19	16	-3
Xewkija	64	68	33	36	3
Żebbuġ	26	30	15	17	2
Total	7,210	7,474	3,837	3,818	-19

Chart 5. Top ten localities in which most road traffic accidents occurred: April-June 2019



Methodological Notes

1. Road traffic accidents data are compiled from administrative information provided by the Police Department and the Malta Insurance Association (Guard and Warden Services Limited).
2. Total road traffic accidents comprise of the road traffic accidents involving casualties (Police reports) and the minor road traffic accidents without casualties (Police and Warden reports).
3. Minor (non-injury) road traffic accidents which are either not reported, or directly reported to Insurance Agencies by means of the Traffic Accident Form (i.e. Where no Police or Wardens are called on the accident scene and are settled by the filling-in the form) are not accounted for.
4. Minor (non-injury) road traffic accidents refer to accidents assessed by the Wardens and/or the Police, involving at least one vehicle and in which no persons are injured (Table 2).
5. Road traffic accidents involving injury consist of the total road traffic accidents (Table 1) less the non-injury road traffic accidents (Table 2).
6. Insignificant injury is determined by the Police as a very minimal injury (e.g. bruise, scratch, etc.) or shock due to accident, which in most cases needs very basic treatment or no treatment at all.
7. The definitions of slight and grievous injuries are those listed in Art 214 et sequitur of the Criminal Code, Chapter 9 of the Laws of Malta: <http://www.justiceservices.gov.mt/DownloadDocument.aspx?app=lom&itemid=8574>
8. UNECE defines road fatal injury as: "Any person who was killed outright or who died within 30 days as a result of the accident".
9. The casualty-to-accident ratio indicates the risk level of suffering an injury in an accident. Therefore, a higher percentage rate means that the corresponding accidents are more serious (i.e. more persons are injured).
10. Data is provisional and may be subject to revision.
11. More information relating to this news release may be accessed at:
Sources and Methods: https://nso.gov.mt/en/nso/Sources_and_Methods/Unit_B3/Environment_Energy_Transport_and_Agriculture_Statistics/Pages/Road-Traffic-Accidents.aspx
Statistical Concepts: <http://nso.gov.mt/metadata/concepts.aspx>
12. References to this news release are to be cited appropriately.
13. A detailed news release calendar is available on: https://nso.gov.mt/en/News_Releases/Release_Calendar/Pages/News-Release-Calendar.aspx