

23 August 2019 | 1100 hrs | 134/2019

Administrative data provided by Malta Libraries indicate that, in 2018, total book loans stood at 1,022,346, an increase of 111,370 or 12.2 per cent over the preceding year. The increase in book loans was registered across all districts.

Statistics on Libraries: 2018

In percentage terms, the largest share of the increase in book loans was registered by public libraries in the Western district. In total, this district had a year-on-year increase of 36.6 per cent in book loans, with the main increases being registered by the public libraries of Ħad-Dingli, Ħ'Attard, and Mtarfa at the rates of 74.3, 52.0, and 48.3 per cent respectively. When we examine the public libraries by locality which registered a decrease in book loans one finds that the public libraries of Senglea, Ta' Kerċem and Kalkara registered the highest drops in book loans with 48.2, 27.9, and 18.4 per cent respectively (Table 3).

In 2018, book acquisitions amounted to 36,369, down by 20.9 per cent when compared to the preceding year. Book donations and book purchases to public libraries decreased by 28.5 and 11.9 per cent respectively. On the other hand, the acquisition of eBooks recorded an increase when compared with the previous year (Table 1).

New members of the public libraries stood at 6,266, up by 22.4 per cent when compared to 2017. Persons under the age of 18 made up 65.5 per cent of the new members of the public libraries (Table 2).

Last year, the number of books and periodicals received by the National Library of Malta under legal deposit reached 1,741, an increase of 29.9 per cent when compared to 2017. The share of periodicals accounted for 70.9 per cent of these deposits (Table 4).

Both imports and exports of printed book material and periodicals during 2018 declined when compared to the preceding year and stood at €12.0 and €4.7 million respectively. In 2018, the value of imports declined by 9.8 per cent, while exports fell by 13.5 per cent (Table 5). This corresponded to a decrease of 0.1 percentage point in the private final consumption expenditure on printed material (Table 6) ■

Chart 1. Book acquisitions and loans: 2016-2018

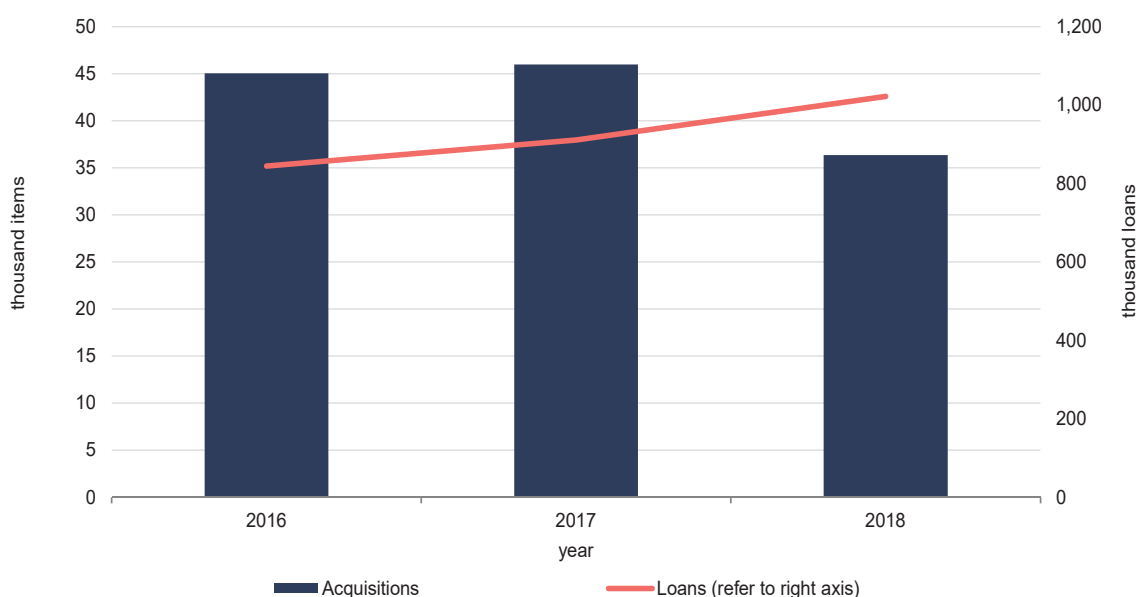


Table 1. Public libraries at a glance: 2016-2018

	2016	2017	2018
Book acquisitions	45,054	45,991	36,369
<i>of which:</i>			
Book purchases	11,301	11,990	10,569
Book donations	33,363	33,722	24,120
eBooks ¹	390	279	1,680
New library members	5,186	5,119	6,266
Book loans	844,598	910,976	1,022,346
<i>of which:</i>			
Central Public Library	106,940	124,634	120,195
Regional libraries	275,875	285,037	324,860
Branch libraries - Malta	315,673	364,380	433,867
Gozo Central Public Library	28,634	33,829	29,610
Branch libraries - Gozo	114,468	98,575	105,614
eBooks ¹	3,008	4,521	8,200

⁽¹⁾ In April 2016, Malta Libraries launched its new eBook service

N/A - not applicable

Source: Malta Libraries.

Chart 2. New library members: 2016-2018

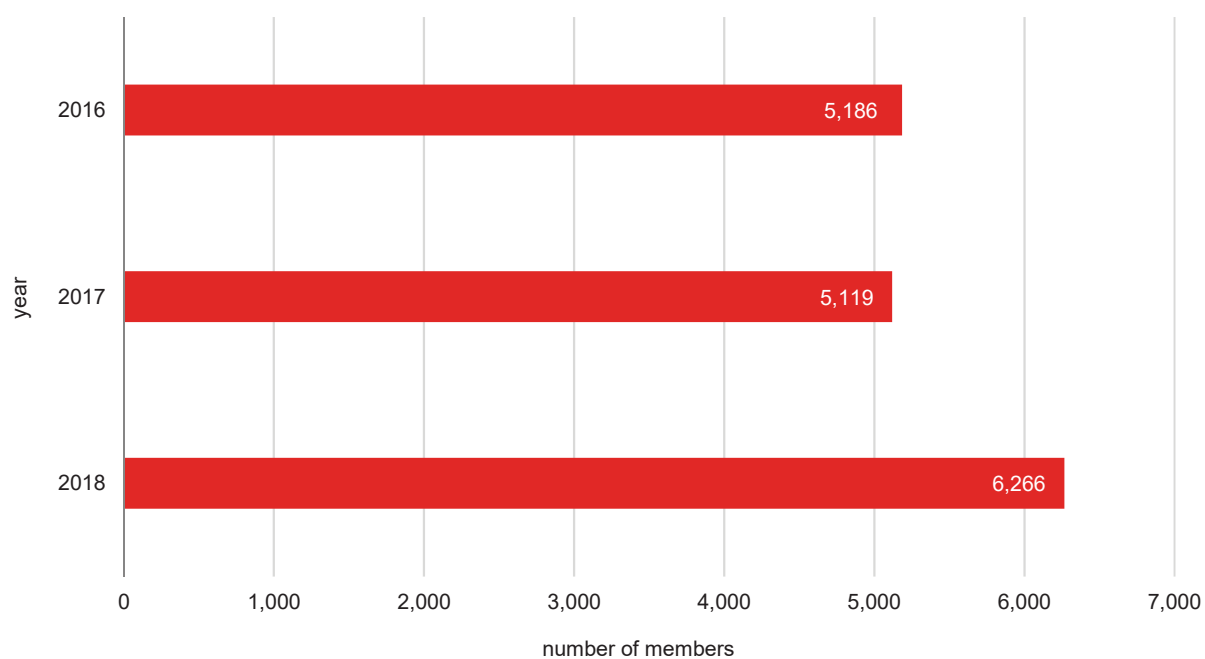


Table 2. New public library membership: 2016-2018

Type of membership	2016	2017	2018
	Number of members		
	18 and over		
Adults ¹	2,135	1,915	1,946
Adults residing in Malta without Maltese citizenship ^{1 & 3}	129	203	162
Adult foreign visitors ^{1 & 3}	20	13	10
Total	2,284	2,131	2,118
	Junior and Intermediate - under 18		
Junior - 13 years & under	2,681	2,592	3,880
Intermediate - 14 years to 17 years	103	106	94
Intermediate - 14 years to 17 years with additional Adult lending rights ²	18	23	16
Junior - 13 years & under without Maltese citizenship ³	67	57	106
Intermediate - 14 years to 17 years without Maltese citizenship ³	10	11	4
Junior Foreign visitors ³	20	9	6
Total	2,899	2,798	4,106
	Other		
Guests ⁴	N/A	189	5
Staff members	3	1	5
Teachers ⁵	N/A	N/A	32
Total	3	190	42
Total	5,186	5,119	6,266

¹ From 2014 all adults have additional junior lending rights

² Require a written permit from a parent or guardian

³ Require a Maltese citizen guarantee

⁴ Temporary borrower category for new members who enrol themselves online

⁵ This category was added in 2018 following the migration of 8 middle school libraries to Malta Libraries

N/A - not applicable

Note: As from 2018, the Junior category is subdivided in the following categories:

Junior - 12 years and under, Intermediate - 13 to 17 years

Source: Malta Libraries.

Chart 3. New public library membership by category: 2018

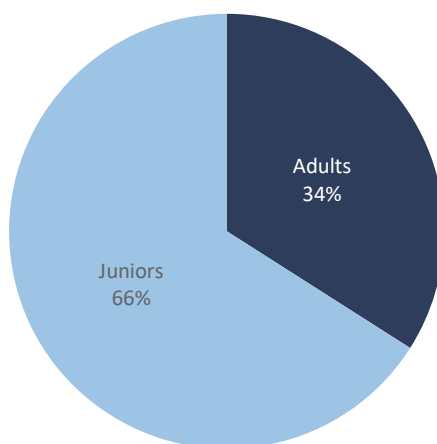


Table 3. Total book loans by locality of library: 2016-2018 ...

District and locality	2016	2017	2018
MALTA	841,590	906,455	1,014,146
Malta	698,488	774,051	878,922
Gozo and Comino	143,102	132,404	135,224
Southern Harbour	211,816	234,021	256,977
Cospicua	1,513	1,563	1,826
Fgura	15,875	13,181	12,957
Floriana	106,940	124,634	120,195
Kalkara	3,702	3,629	2,961
Hal Luqa	25,540	29,526	37,929
Paola	27,803	27,221	41,692
Santa Luċija	8,831	12,406	16,125
Senglea	575	672	348
Hal Tarxien	2,801	2,758	2,885
Valletta	1,691	1,408	1,440
Vittoriosa	3,196	2,897	2,481
Haż-Żabbar	13,349	14,126	16,138
Northern Harbour	231,268	243,215	255,132
Birkirkara	113,101	112,441	113,061
Gżira	7,685	8,773	9,794
Hamrun	6,428	6,344	8,275
Msida	16,811	14,462	11,838
Pembroke	5,744	6,135	8,332
Hal Qormi	64,719	79,171	86,110
San Ġwann	8,753	8,046	8,856
Tas-Sliema	8,027	7,843	8,866
South Eastern	124,273	148,363	176,609
Birżebbuġa	6,028	5,898	5,856
Hal Għaxaq	8,973	9,767	10,574
Gudja	9,364	11,535	17,374
Hal Kirkop	4,731	5,502	7,086
Marsaskala	21,499	23,168	28,752
Marsaxlokk	23,786	30,144	38,746
Mqabba	5,310	6,414	6,413
Qrendi	9,448	12,062	13,260
Hal Safi	5,957	6,788	7,531
Żejtun	15,379	24,306	27,101
Żurrieq	13,798	12,779	13,916

... Table 3. Total book loans by locality of library: 2016-2018

District and Locality	2016	2017	2018
Western	52,945	55,278	75,536
Rabat	10,712	9,126	9,922
Ħad-Dingli	5,739	5,897	10,277
Mtarfa	4,609	5,571	8,262
Ħ'Attard	11,509	13,894	21,125
Sigġiewi	6,835	6,466	7,546
Ħaż-Żebbuġ	13,541	14,324	18,404
Northern	78,186	93,174	114,668
Ħal Għargħur	2,253	3,136	3,910
Mellieħa	11,114	12,685	14,387
Mġarr	6,874	6,674	6,585
Mosta	36,752	48,765	58,756
Naxxar	11,097	11,655	14,521
St Paul's Bay	10,096	10,259	16,509
Gozo and Comino	143,102	132,404	135,224
Għajnsielem	6,937	7,932	8,127
Għarb	3,823	5,199	6,111
Għasri	2,528	2,468	3,162
Ta' Kerċem	1,194	1,143	824
Nadur	66,786	49,304	49,322
Qala	5,381	3,639	3,681
Victoria	28,634	33,829	29,610
San Lawrenz	2,081	2,659	3,342
Ta' Sannat	1,335	1,773	2,520
Xagħra	10,540	10,353	10,695
Xewkija	8,134	9,472	12,352
Żebbuġ	5,729	4,633	5,478

Source: Malta Libraries.

Table 4. Books and periodicals received at the National Library of Malta under legal deposit: 2016-2018

	2016	2017	2018
Total	1,025	1,340	1,741
Books	515	477	506
Periodicals	510	863	1,235

Source: Malta Libraries.

Table 5. Imports and exports of printed book material and periodicals in terms of value: 2016-2018

	2016	2017 (Revised)	2018 ^P
Imports	17,126	13,311	12,006
Printed book material	8,372	7,962	7,612
Printed periodicals	8,754	5,349	4,394
Exports	6,311	5,412	4,684
Printed book material	6,311	5,412	4,684
Printed periodicals	-	-	-

^P Provisional

Source: International Trade Statistics, NSO.

Table 6. Private final consumption expenditure in the domestic market: 2016-2018

	2016 (Revised)	2017 (Revised)	2018 ^P
Total private final consumption expenditure	5,643,542	6,037,580	6,449,710
<i>of which:</i>			
Sub-total	39,641	37,330	32,166
Books	23,132	21,903	19,649
Newspapers and periodicals	13,322	12,304	9,957
Miscellaneous printed matter	3,187	3,123	2,561
% spent on printed material	0.70	0.62	0.50

^P Provisional

Note: This data is in line with News release of 2019 Q1 ESA 2010 no. 090/2019.

Source: National Accounts, NSO.

Methodological notes

1. Malta Libraries is the public entity which took over the functions of the Libraries Department in 2011. It is responsible for the Malta and Gozo National Libraries, the Central Public Library, the Regional Libraries, the Branch Libraries and the Gozo Public Libraries.
2. In Table 5 goods are classified according to the Harmonised System division codes:
 - 4901 - Printed books, brochures, leaflets and similar printed matter, whether or not in single sheets.
 - 4902 - Newspapers, journals and periodicals, whether or not illustrated or containing advertising material.
3. In Table 6 'Miscellaneous printed matter' includes:
 - catalogues and advertising material;
 - posters, plain or picture postcards, calendars;
 - greeting cards and visiting cards, announcement and message cards;
 - maps and globes.and excludes:
 - pre-franked postcards and aerogrammes;
 - stamp albums.
4. References to this news release are to be cited appropriately.
5. A detailed news release calendar is available on:
https://nso.gov.mt/en/News_Releases/Release_Calendar/Pages/News-Release-Calendar.aspx