

During academic year 2017-2018, students enrolled in formal education institutions totalled 56,715, an increase of 1.9 per cent over the previous academic year.

Pre-Primary, Primary and Secondary Formal Education: 2017-2018

The majority of students enrolled in formal education institutions comprised of male students, at 51.9 per cent (Chart 2). During academic year 2017-2018, 46.6 per cent of the enrolled students were aged between 5 and 10 years, followed by the 11-15 years age-bracket, at 36.3 per cent (Chart 3).

Total students enrolled in mandatory education during 2017-2018 stood at 47,289. Of these, 26,532 attended primary school, while the remaining 20,757 attended secondary school. Students attending primary schools increased by 2.9 per cent and those attending secondary schools increased by 0.5 per cent when compared to academic year 2016-2017 (Table 2).

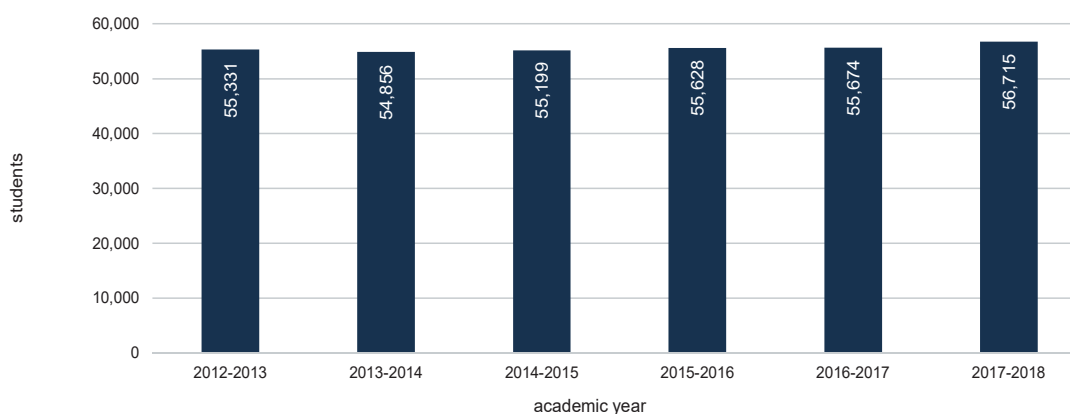
State-run institutions accounted for 58.1 per cent of total enrolments. This was followed by church schools with 28.7 per cent, while students enrolled in independent schools accounted for the remaining 13.2 per cent (Chart 4). The average class size for both primary level and secondary level was lowest in state schools, followed by independent schools. Church schools held the highest average class size at all levels. 'Year 5' and 'Form 1' levels had the largest average number of students, with 25.5 and 24.3 students per class, respectively (Chart 5).

For academic year 2017-2018, the educational institutions hosting the largest number of students were located in Pembroke with 3,392 students, followed by Birkirkara and Ħamrun with 3,368 and 2,836 students respectively (Figure 1). Birkirkara topped the list of localities in which students resided totalling 3,104, followed by Mosta and Naxxar with 2,743 and 2,574 students respectively (Figure 2).

During 2017-2018, students with a foreign nationality accounted for 11 per cent of the total students enrolled in formal education. Foreign students increased by 16.5 per cent over the previous academic year. The majority of foreign students (55.8 per cent) were EU nationals (Table 5).

The most popular foreign language studied as an option (i.e. excluding the official languages) at secondary level was Italian, which was chosen by 56.2 per cent of the student population in this class level. This was followed by French, with an uptake of 28.4 per cent and German with 13.2 per cent (Chart 6) ■

Chart 1. Number of students enrolled in formal education¹ by academic year



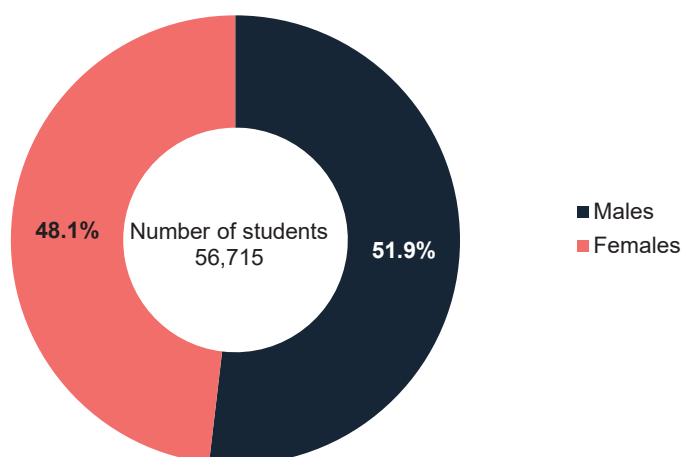
¹ includes students attending pre-primary, primary and secondary education

Table 1. Profile of students enrolled in formal education¹ by academic year

	Academic year		Change	Percentage change
	2016-2017	2017-2018	2017-2018/2016-2017	
Sex				
Males	28,792	29,418	626	2.2
Females	26,882	27,297	415	1.5
Age group				
2-4	9,180	9,356	176	1.9
5-10	25,623	26,410	787	3.1
11-15	20,469	20,574	105	0.5
16 and over	402	375	-27	-6.7
Nationality				
Maltese	50,265	50,442	177	0.4
Other EU	2,983	3,499	516	17.3
Non-EU	2,394	2,767	373	15.6
Unspecified	32	7		
District of residence				
Southern Harbour	9,520	9,596	76	0.8
Northern Harbour	15,543	15,715	172	1.1
South Eastern	9,207	9,442	235	2.6
Western	7,786	7,801	15	0.2
Northern	9,751	10,165	414	4.2
Gozo and Comino	3,867	3,996	129	3.3
Level of Education				
Pre-Primary	9,224	9,426	202	2.2
Primary	25,796	26,532	736	2.9
Lower Secondary (F1-F3)	12,425	12,365	-60	-0.5
Upper Secondary (F4-F5)	8,229	8,392	163	2.0
Economic sector				
State	32,054	32,938	884	2.8
Church	16,264	16,296	32	0.2
Private	7,356	7,481	125	1.7
Total students	55,674	56,715	1,041	1.9

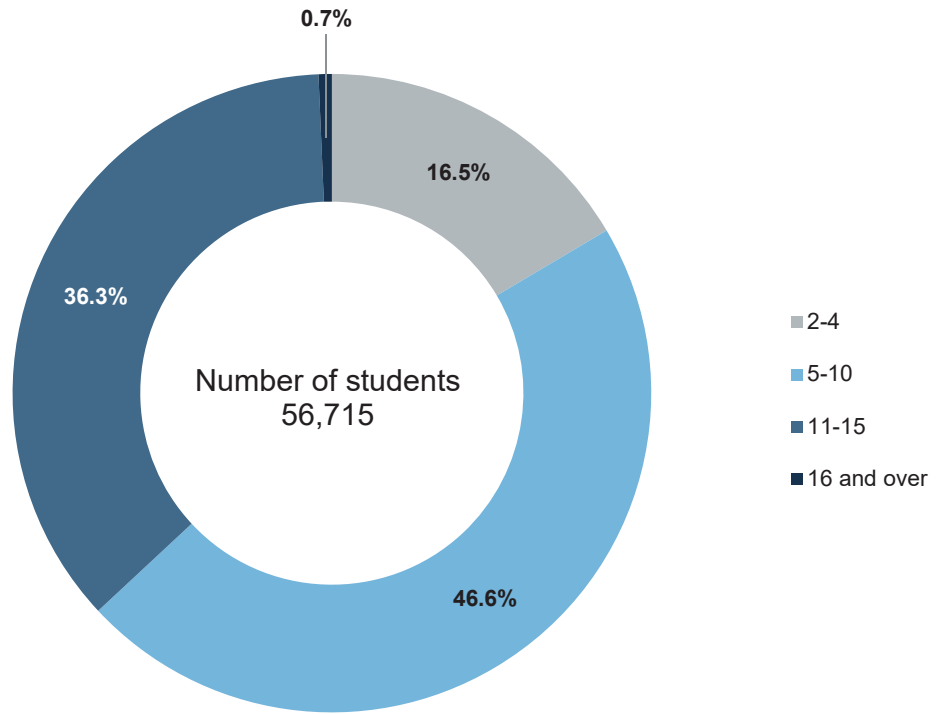
¹includes students attending pre-primary, primary and secondary education

Chart 2. Percentage distribution of students enrolled in formal education¹ by sex: academic year 2017-2018



¹ includes students attending pre-primary, primary and secondary education

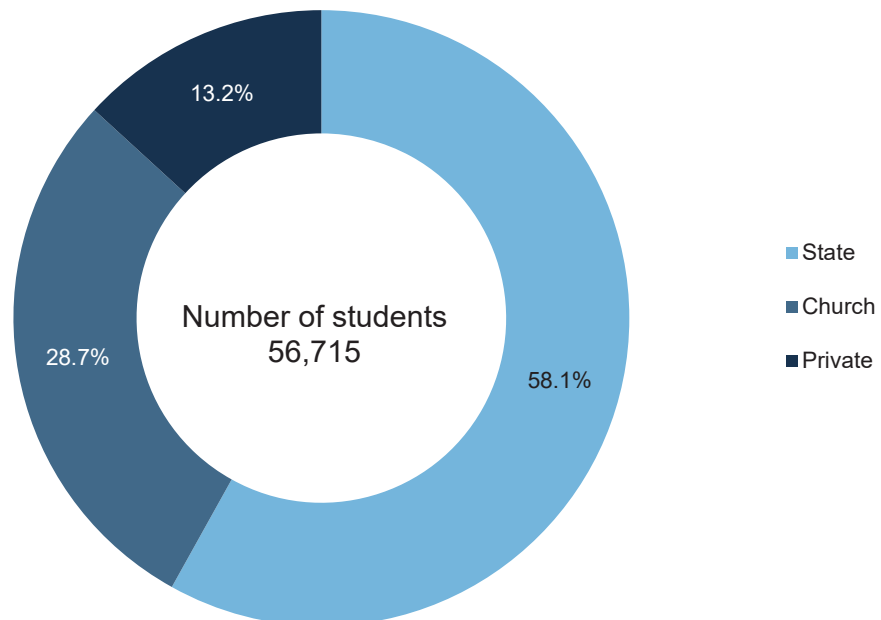
Chart 3. Percentage distribution of students enrolled in formal education¹ by age group: academic year 2017-2018



¹ includes students attending pre-primary, primary and secondary education

Note: Totals may not add up due to rounding.

Chart 4. Percentage distribution of students enrolled in formal education¹ by economic sector: academic year 2017-2018



¹ includes students attending pre-primary, primary and secondary education

Table 2. Number of students enrolled in formal education¹ by academic year, economic sector, ISCED level and class level

ISCED level	Class Level	Academic year 2016-2017				Academic year 2017-2018			
		State	Church	Private	Total	State	Church	Private	Total
ISCED 02	Kinder 1	3,753	311	771	4,835	3,917	268	901	5,086
	Kinder 2	2,885	721	783	4,389	2,807	769	764	4,340
	Total Pre-Primary Level	6,638	1,032	1,554	9,224	6,724	1,037	1,665	9,426
ISCED 1	Year 1	2,627	1,280	648	4,555	2,626	1,263	652	4,541
	Year 2	2,388	1,285	597	4,270	2,646	1,295	638	4,579
	Year 3	2,484	1,308	623	4,415	2,438	1,301	611	4,350
	Year 4	2,486	1,330	561	4,377	2,537	1,314	599	4,450
	Year 5	2,275	1,309	530	4,114	2,546	1,328	556	4,430
	Year 6	2,246	1,301	518	4,065	2,360	1,312	510	4,182
	Total Primary Level	14,506	7,813	3,477	25,796	15,153	7,813	3,566	26,532
ISCED 2	Form 1	2,098	1,489	501	4,088	2,166	1,509	468	4,143
	Form 2	2,110	1,482	476	4,068	2,118	1,492	497	4,107
	Form 3	2,288	1,508	473	4,269	2,175	1,485	455	4,115
ISCED 3	Form 4	2,166	1,480	440	4,086	2,335	1,495	430	4,260
	Form 5	2,248	1,460	435	4,143	2,267	1,465	400	4,132
ISCED 2 & 3	Total Secondary Level	10,910	7,419	2,325	20,654	11,061	7,446	2,250	20,757
Total		32,054	16,264	7,356	55,674	32,938	16,296	7,481	56,715

¹ includes students attending pre-primary, primary and secondary education

Chart 5. Average class size by academic year and economic sector of school: academic year 2017-2018

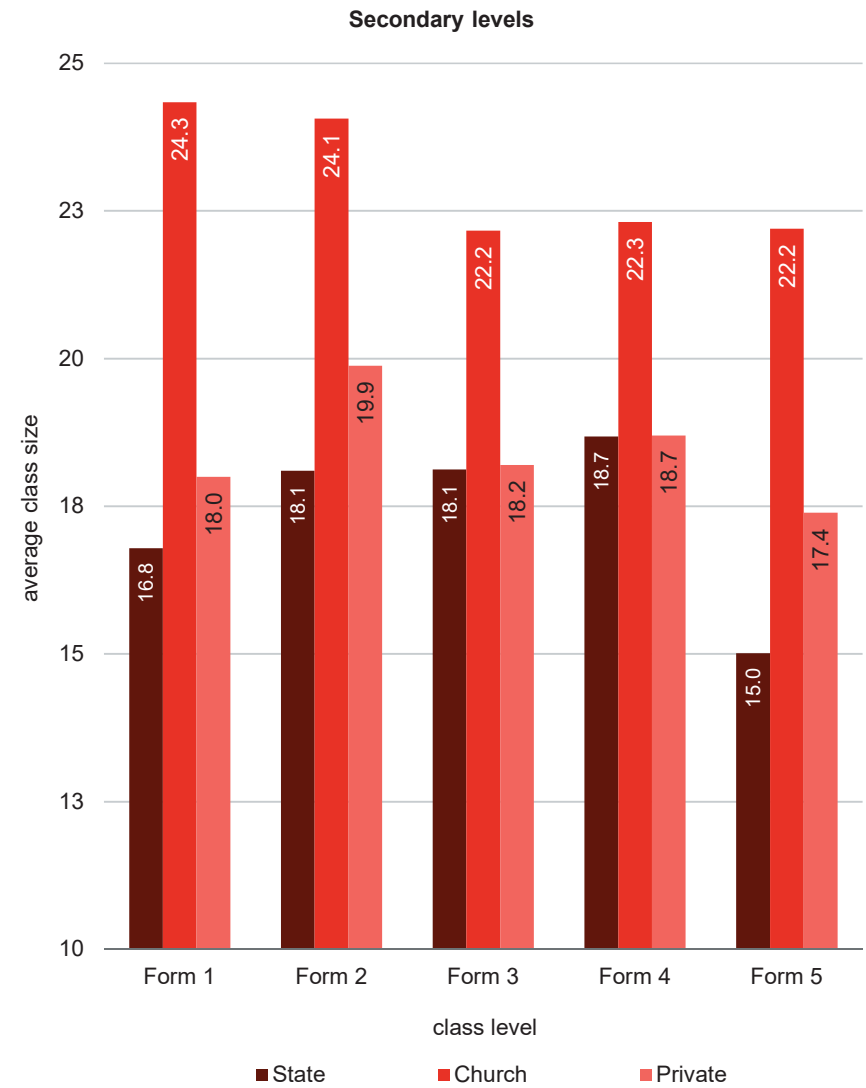
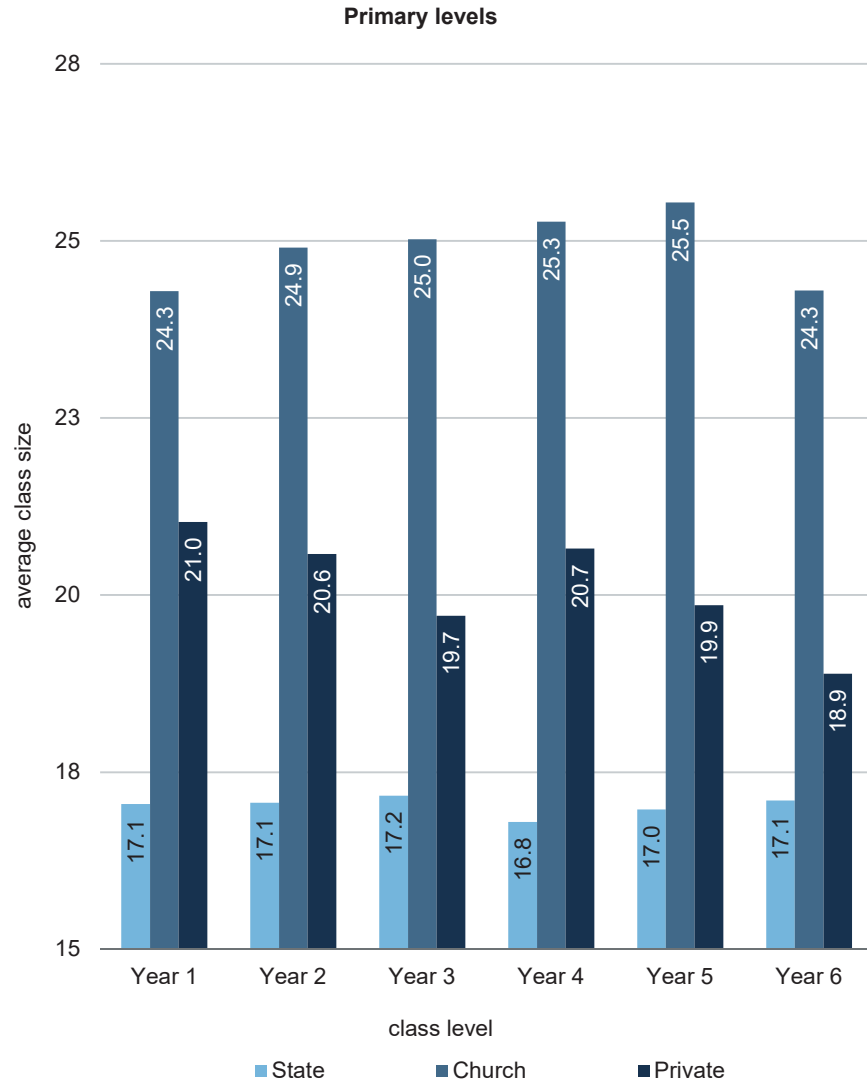
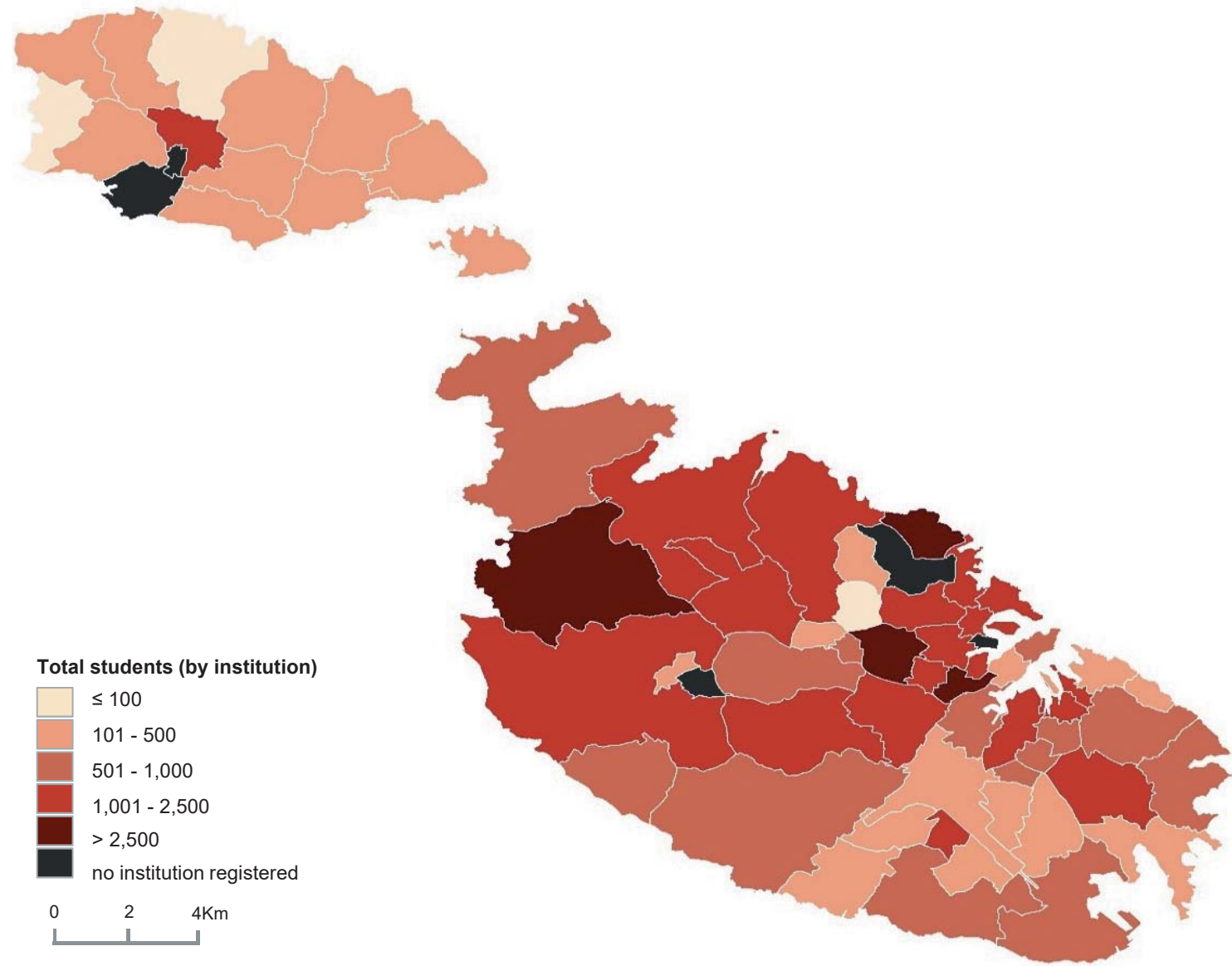


Table 3. Number of students enrolled in formal education¹ by district of institution, ISCED level and class level: academic year 2017-2018

ISCED level	Class Level	District of institution						
		Southern Harbour	Northern Harbour	South Eastern	Western	Northern	Gozo and Comino	Total
ISCED 02	Kinder 1	921	1,467	765	681	900	352	5,086
	Kinder 2	748	1,344	571	612	751	314	4,340
	Total Pre-Primary Level	1,669	2,811	1,336	1,293	1,651	666	9,426
ISCED 1	Year 1	821	1,606	545	575	661	333	4,541
	Year 2	859	1,554	578	563	716	309	4,579
	Year 3	804	1,546	515	550	624	311	4,350
	Year 4	869	1,599	510	547	654	271	4,450
	Year 5	838	1,566	529	526	650	321	4,430
	Year 6	817	1,546	456	508	566	289	4,182
	Total Primary Level	5,008	9,417	3,133	3,269	3,871	1,834	26,532
ISCED 2	Form 1	596	1,929	395	426	493	304	4,143
	Form 2	591	1,906	397	398	519	296	4,107
	Form 3	588	1,971	435	381	473	267	4,115
ISCED 3	Form 4	596	1,972	428	395	540	329	4,260
	Form 5	669	2,098	241	305	530	289	4,132
ISCED 2 & 3	Total Secondary Level	3,040	9,876	1,896	1,905	2,555	1,485	20,757
Total		9,717	22,104	6,365	6,467	8,077	3,985	56,715

¹ includes students attending pre-primary, primary and secondary education

Figure 1. Number of students enrolled in formal education¹ by locality of institution: academic year 2017-2018



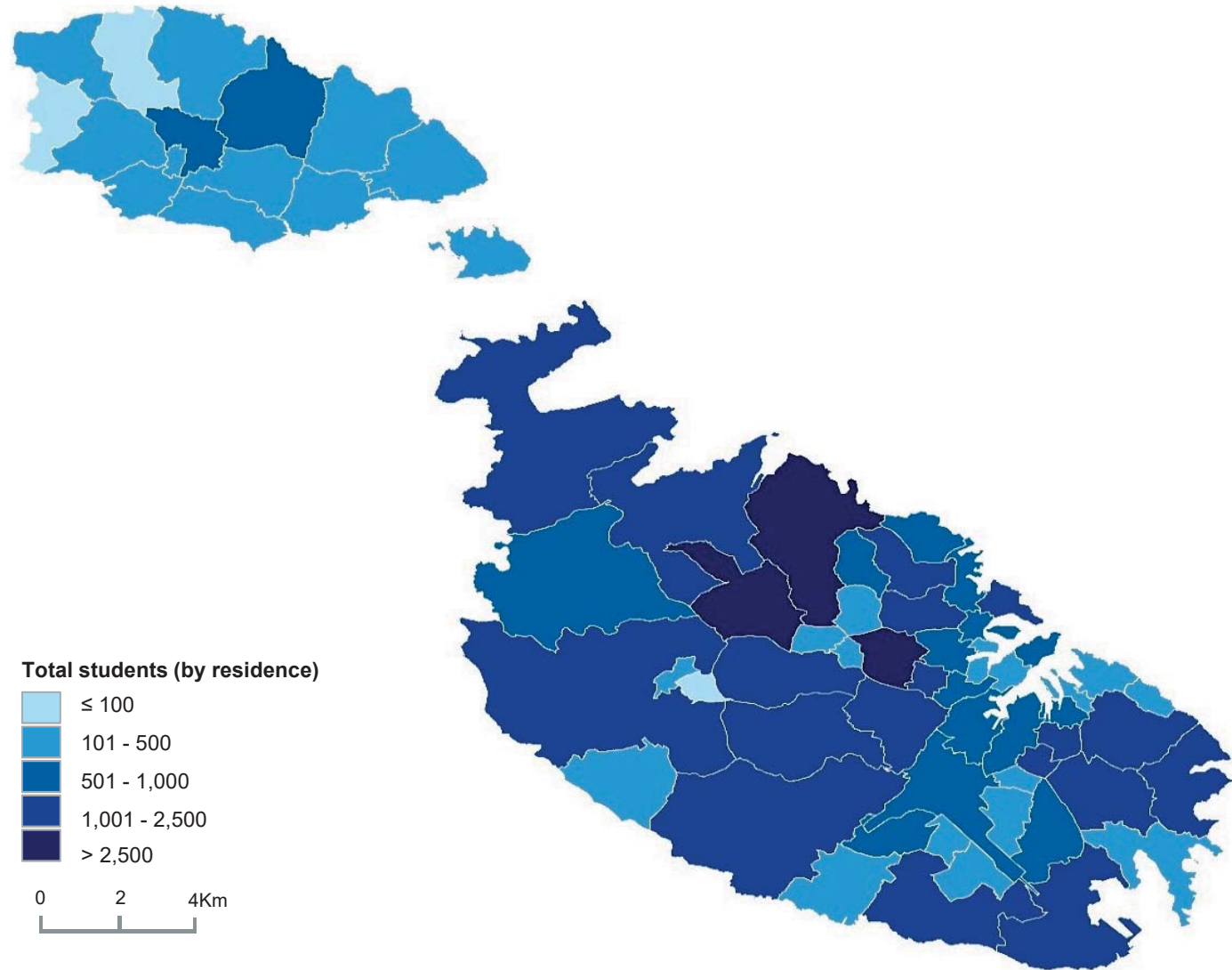
¹ includes students attending pre-primary, primary and secondary education

Table 4. Number of students enrolled in formal education¹ by district of students' residence, ISCED level and class level: academic year 2017-2018

ISCED level	Class Level	District of students' residence						
		Southern Harbour	Northern Harbour	South Eastern	Western	Northern	Gozo and Comino	Total
ISCED 02	Kinder 1	865	1,362	880	667	955	357	5,086
	Kinder 2	716	1,174	711	584	838	317	4,340
	Total Pre-Primary Level	1,581	2,536	1,591	1,251	1,793	674	9,426
ISCED 1	Year 1	734	1,294	760	614	805	334	4,541
	Year 2	767	1,272	788	634	808	310	4,579
	Year 3	670	1,234	734	601	798	313	4,350
	Year 4	766	1,288	734	602	789	271	4,450
	Year 5	736	1,249	739	586	798	322	4,430
	Year 6	713	1,189	677	571	743	289	4,182
	Total Primary Level	4,386	7,526	4,432	3,608	4,741	1,839	26,532
ISCED 2	Form 1	693	1,143	676	599	729	303	4,143
	Form 2	719	1,168	641	594	690	295	4,107
	Form 3	731	1,099	721	569	729	266	4,115
ISCED 3	Form 4	751	1,151	694	584	751	329	4,260
	Form 5	735	1,092	687	596	732	290	4,132
ISCED 2 & 3	Total Secondary Level	3,629	5,653	3,419	2,942	3,631	1,483	20,757
Total		9,596	15,715	9,442	7,801	10,165	3,996	56,715

¹ includes students attending pre-primary, primary and secondary education

Figure 2. Number of students enrolled in formal education¹ by locality of students' residence: academic year 2017-2018



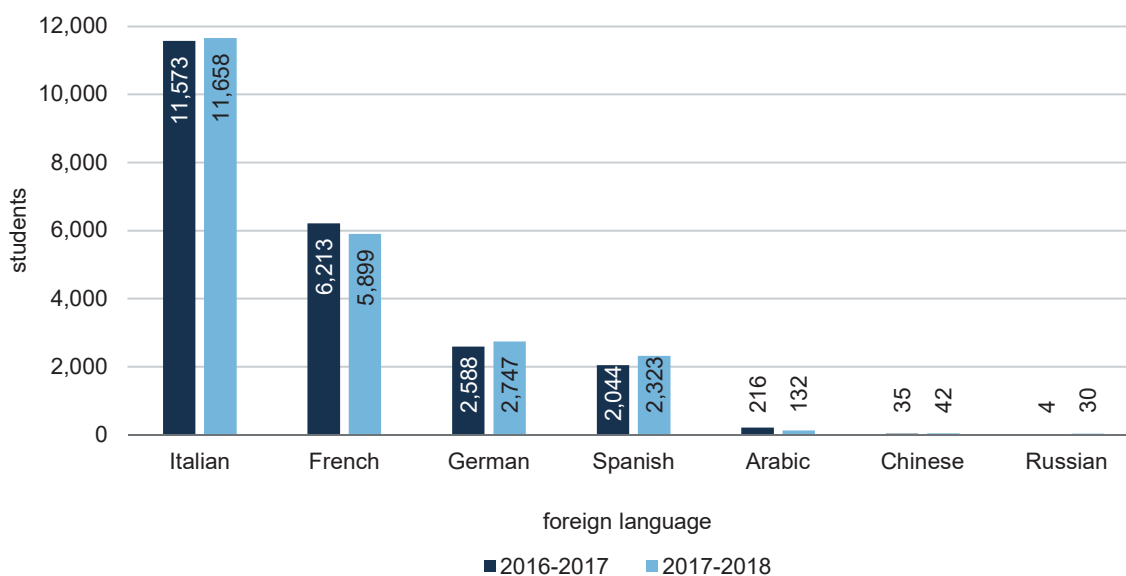
¹ includes students attending pre-primary, primary and secondary education

Table 5. Number of students enrolled in formal education¹ by academic year and nationality

Nationality	Academic year		Change	Percentage change
	2016-2017	2017-2018		
Maltese	50,265	50,442	177	0.4
Other EU	2,983	3,499	516	17.3
<i>of which:</i>				
Italian	739	920	181	24.5
British	767	813	46	6.0
Bulgarian	307	344	37	12.1
Romanian	123	167	44	35.8
Swedish	139	155	16	11.5
Non-EU	2,394	2,767	373	15.6
<i>of which:</i>				
Libyan	627	571	-56	-8.9
Serbian	224	336	112	50.0
Syrian	220	306	86	39.1
Russian	199	200	1	0.5
Ukrainian	104	116	12	11.5
Unspecified	32	7	-	-
Total	55,674	56,715	1,041	1.9

¹ includes students attending pre-primary, primary and secondary education

Chart 6. Secondary level students by academic year and foreign language¹



¹ excluding official languages (i.e. Maltese and English)

Notes:

1. Students studying more than one optional language are counted more than once.
2. Includes only students in secondary level of education (i.e. Form 1 - Form 5).

Methodological Notes

1. Education statistics presented in this news release are processed by the National Statistics Office (NSO) on an annual basis in accordance with European Regulations (EC) 452/2008 and (EU) 912/2013. These regulations establish the basis of information to be collected from educational institutions at all levels of education and all economic sectors. By adhering to these regulations, all education statistics collected and processed by the NSO are comparable to other European countries following the same regulatory standards.
2. Data collection is carried out during the second quarter of each academic year. The reference period for the information provided is the end of March of the reference academic year.
3. All information required for State administered educational institutions is obtained from register data provided directly from the responsible Ministry.
4. Questionnaires sent to pre-primary, primary and secondary non-State educational institutions are sent via email. All incoming questionnaires are processed through a custom-made computer software.

5. Definitions:

- **Formal education**

Formal education is an institutionalised, intentional and planned type of education which is provided by public organisations and recognised private bodies. It consists primarily of initial education designed for children and young people before their first entry to the labour market. It also includes other types of education such as vocational, special needs and adult education provided they are recognised as part of the formal education system by the relevant national education authorities.

- **Mandatory education** covers education from primary to upper secondary levels - from Year 1 to Form 5, where under Maltese Law, school is mandatory up to the age of 16.

- **International Standard Classification of Education - ISCED**

The International Standard Classification of Education (ISCED) is a framework for assembling, compiling, and analysing cross-nationally comparable statistics on education. ISCED belongs to the United Nations International Family of Economic and Social Classifications and is the reference classification for organizing education programmes and related qualifications by levels and fields of education. ISCED is designed to serve as a framework to classify educational activities as defined in programmes and the resulting qualifications into internationally agreed categories. For more information refer to the ISCED 2011 manual at <http://uis.unesco.org/en/topic/international-standard-classification-education-isced>

ISCED levels are based on ISCED 2011 classification:

ISCED 0 - Early childhood and pre-primary education
ISCED 1 - Primary education
ISCED 2 - Lower secondary education
ISCED 3 - Upper secondary education
ISCED 4 - Post-secondary non-tertiary education
ISCED 5 - Short-cycle tertiary education
ISCED 6 - Bachelor's or equivalent level
ISCED 7 - Master's or equivalent level
ISCED 8 - Doctoral or equivalent level

- **Class** refers to a group of students who are physically following a common course of study in the same space.
- **Age** is calculated as at 1st January of the reference academic year.
- **General education**
Programmes that are designed to develop learners' general knowledge, skills and competencies, as well as literacy and numeracy skills, often to prepare students for more advanced education programmes at the same or higher ISCED levels and to lay the foundation for lifelong learning.
- **Locality of Institution** refers to the locality where the physical campus is registered, according to the LAU classification.
- **Locality of Residence** refers to the locality where the student is recorded to reside, according to the LAU classification.

6. Student figures include students who attend special schools.
7. References to this news release are to be cited appropriately.

8. More information relating to this release may be accessed at:

Metadata: <http://nso.gov.mt/metadata/reports.aspx?id=41>

Classification: <http://nso.gov.mt/metadata/classificationdetails.aspx?id=ISCED 2011>

European statistics comparable to data in this News Release are available at:

[EUROSTAT Website/Homepage/Statistics Database](#)

Data Navigation Tree

Database by themes

- >Population and social conditions
- >Education and training (educ)

Tables by themes

- >Education and training (educ)
 - >Participation in education and training (educ_part)
 - >Pupils and students - enrolments (educ_uoe_enr)

For further assistance send a request form:

<https://nso.gov.mt/en/Services/Pages/Request-for-Information.aspx>