

11 June 2020 | 1100 hrs | 097/2020

Tertiary-level graduates totalled 4,146 during academic year 2017-2018, equivalent to a decrease of 9.5 per cent over the previous academic year.

Graduate Students: 2017-2018

The largest share of tertiary graduates (57.5 per cent) attained a first-degree qualification at ISCED level 6 (Bachelor's or equivalent). This was followed by 32.1 per cent of total graduates who attained their qualification at ISCED Level 7 (Master's or equivalent). The majority of tertiary graduates (55.7 per cent) were females (Chart 1), surpassing males in all levels of tertiary education (Chart 2).

Most tertiary-level graduates were aged between 20-24 (64.7 per cent), followed by those within the 25-29 age bracket (Table 2). During academic year 2017-2018, 76.0 per cent of graduates were enrolled on a full-time basis (Table 3). Foreign graduates totalled 377, equivalent to 9.1 per cent of total tertiary-level graduates, with the majority being non-EU nationals (Table 4).

The 'Business, administration and law' field of study was the most popular amongst graduates in academic year 2017-2018, accounting for 31.3 per cent of all tertiary-level graduates, followed by graduates in the 'Health and Welfare' field of study. 'Agriculture, forestry, fisheries and veterinary' was the least popular field of study among tertiary graduates (Chart 3) ■

Chart 1. Tertiary-level graduates

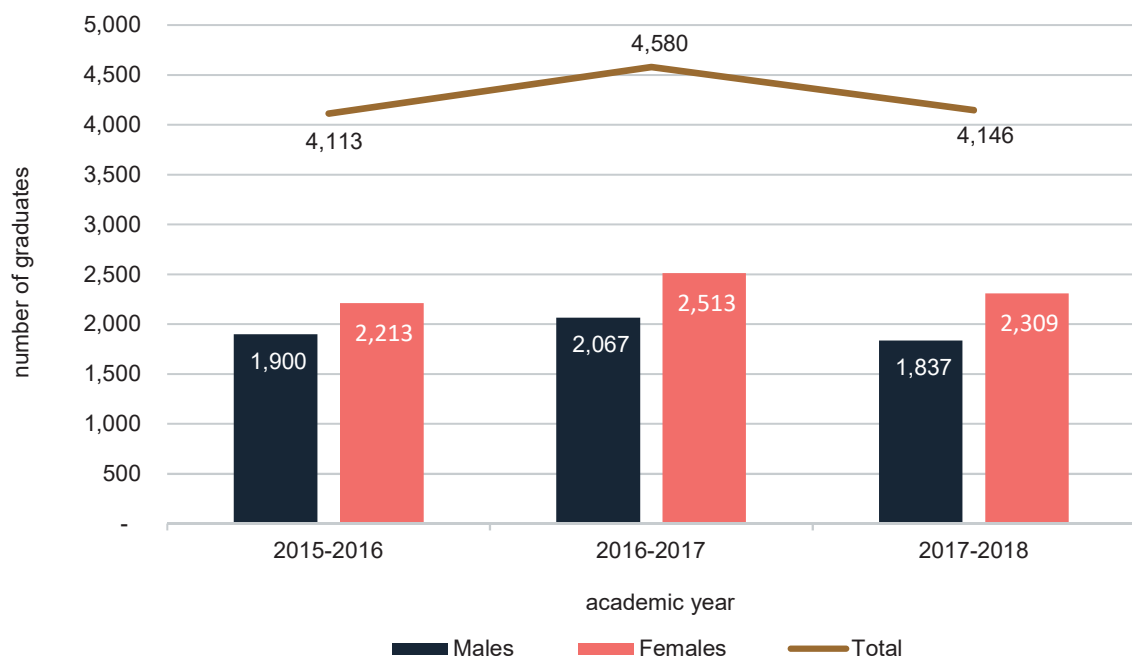


Table 1. Profile of tertiary-level graduates by academic year

Characteristics	Academic year			Change	Percentage change
	2015-2016	2016-2017	2017-2018	2017-2018/2016-2017	
Sex					
Males	1,900	2,067	1,837	-230	-11.1
Females	2,213	2,513	2,309	-204	-8.1
Age group					
Under 20	93	103	60	-43	-41.7
20 to 29	3,297	3,693	3,325	-368	-10.0
30 to 49	620	694	654	-40	-5.8
50 and over	103	90	107	17	18.9
Nationality					
Maltese	3,851	4,237	3,769	-468	-11.0
Other EU	114	158	175	17	10.8
Non-EU	148	185	202	17	9.2
District of residence					
Southern Harbour	493	612	525	-87	-14.2
Northern Harbour	1,248	1,344	1,198	-146	-10.9
South Eastern	618	674	622	-52	-7.7
Western	694	759	695	-64	-8.4
Northern	707	812	754	-58	-7.1
Gozo and Comino	324	350	319	-31	-8.9
Foreign residence	29	29	33	4	13.8
Level of education (ISCED 2011)					
ISCED 5 - Short-cycle tertiary education	681	720	380	-340	-47.2
ISCED 6 - Bachelor's or equivalent	2,166	2,506	2,383	-123	-4.9
ISCED 7 - Master's or equivalent	1,229	1,300	1,330	30	2.3
ISCED 8 - Doctoral or equivalent	37	54	53	-1	-1.9
Intensity of participation					
Full-time	3,244	3,580	3,153	-427	-11.9
Part-time	869	1,000	993	-7	-0.7
Total tertiary graduates	4,113	4,580	4,146	-434	-9.5

Chart 2. Percentage distribution of graduates by ISCED level and sex: academic year 2017-2018

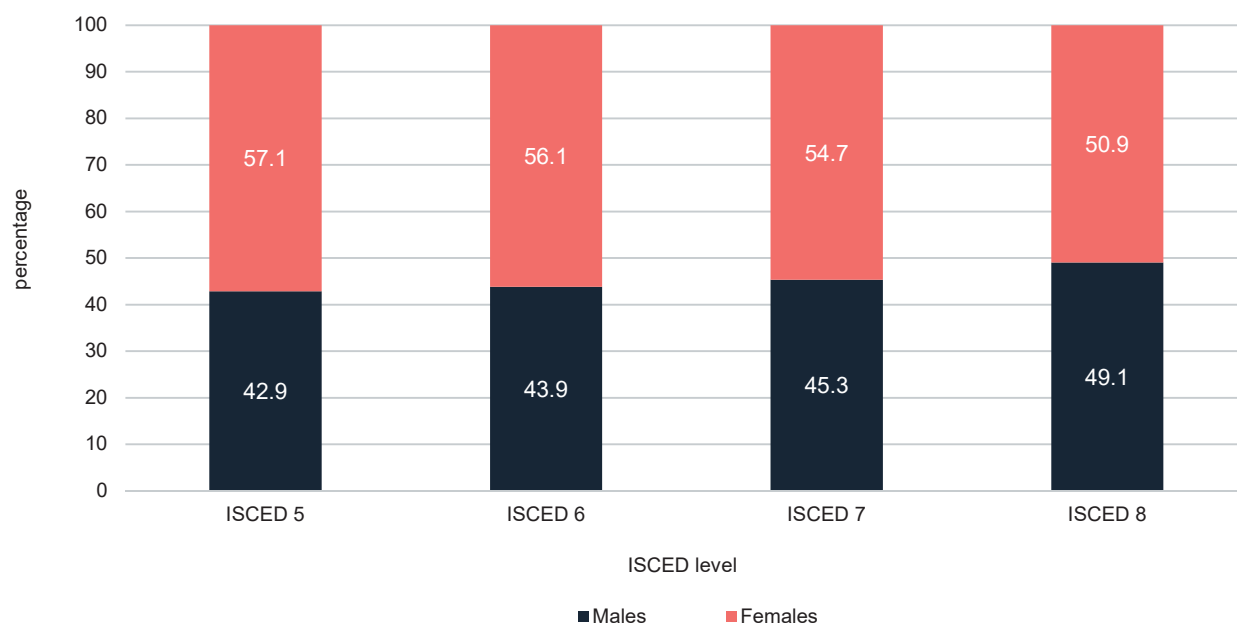


Table 2. Tertiary-level graduates by age group, academic year and sex

Age group	Academic year			Change	Percentage change
	2015-2016	2016-2017	2017-2018	2017-2018/2016-2017	
Males					
Under 20	46	53	18	-35	-66.0
20-24	1,238	1,319	1,146	-173	-13.1
25-29	273	297	302	5	1.7
30-34	121	160	127	-33	-20.6
35-39	84	82	88	6	7.3
40-44	63	73	68	-5	-6.8
45-49	26	39	40	1	2.6
50-54	18	21	25	4	19.0
55-59	15	13	9	-4	-30.8
60-64	7	5	7	2	40.0
65+	9	5	7	2	40.0
Total	1,900	2,067	1,837	-230	-11.1
Females					
Under 20	47	50	42	-8	-16.0
20-24	1,475	1,702	1,535	-167	-9.8
25-29	311	375	342	-33	-8.8
30-34	122	136	134	-2	-1.5
35-39	89	97	81	-16	-16.5
40-44	73	66	76	10	15.2
45-49	42	41	40	-1	-2.4
50-54	33	28	39	11	39.3
55-59	17	13	16	3	23.1
60-64	4	3	3	-	-
65+	-	2	1	-1	-50.0
Total	2,213	2,513	2,309	-204	-8.1
Total					
Under 20	93	103	60	-43	-41.7
20-24	2,713	3,021	2,681	-340	-11.3
25-29	584	672	644	-28	-4.2
30-34	243	296	261	-35	-11.8
35-39	173	179	169	-10	-5.6
40-44	136	139	144	5	3.6
45-49	68	80	80	-	-
50-54	51	49	64	15	30.6
55-59	32	26	25	-1	-3.8
60-64	11	8	10	2	25.0
65+	9	7	8	1	14.3
Total	4,113	4,580	4,146	-434	-9.5

Table 3. Tertiary-level graduates by ISCED Level, academic year and intensity of participation

ISCED Level (2011)	Academic year			Change	Percentage change
	2015-2016	2016-2017	2017-2018		
	Full-time				
ISCED 5	453	609	204	-405	-66.5
ISCED 6	2,026	2,098	2,069	-29	-1.4
ISCED 7	749	840	852	12	1.4
ISCED 8	16	33	28	-5	-15.2
Total	3,244	3,580	3,153	-427	-11.9
	Part-time				
ISCED 5	228	111	176	65	58.6
ISCED 6	140	408	314	-94	-23.0
ISCED 7	480	460	478	18	3.9
ISCED 8	21	21	25	4	19.0
Total	869	1,000	993	-7	-0.7
	Total				
ISCED 5	681	720	380	-340	-47.2
ISCED 6	2,166	2,506	2,383	-123	-4.9
ISCED 7	1,229	1,300	1,330	30	2.3
ISCED 8	37	54	53	-1	-1.9
Total	4,113	4,580	4,146	-434	-9.5

Table 4. Tertiary-level graduates by country of nationality and academic year

Country of nationality	Academic year		
	2015-2016	2016-2017	2017-2018
Malta	3,851	4,237	3,769
Other EU	114	158	175
<i>of which:</i>			
United Kingdom	21	46	61
Italy	13	13	23
Bulgaria	12	16	13
Germany	12	15	10
Spain	5	3	9
Non-EU	148	185	202
<i>of which:</i>			
Libya	9	15	26
United States of America	28	21	18
China	9	8	16
India	2	1	12
Kuwait	20	21	12
Total	4,113	4,580	4,146

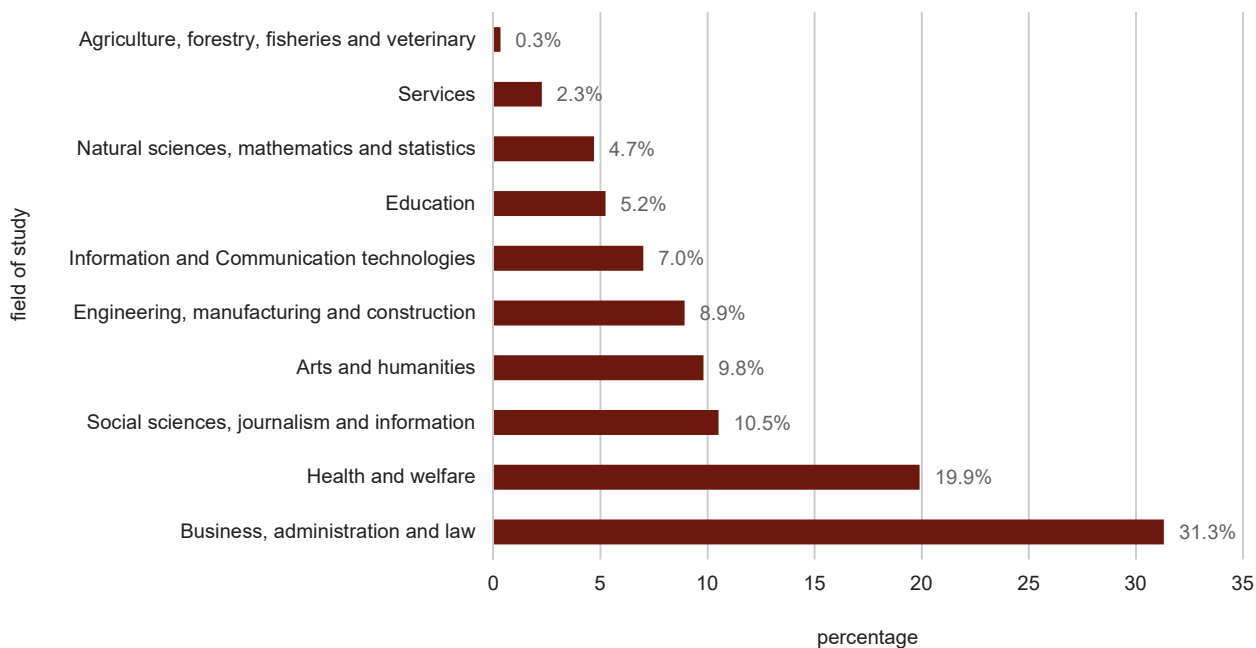
Table 5. Tertiary-level graduates by field of study, academic year and sex

Field of study	Academic year			Change	Percentage change
	2015-2016	2016-2017	2017-2018	2017-2018/2016-2017	
Males					
Generic programmes and qualifications	-	-	-	-	-
Education	91	57	46	-11	-19.3
Arts and humanities	226	233	172	-61	-26.2
Social sciences, journalism and information	151	162	145	-17	-10.5
Business, administration and law	557	644	601	-43	-6.7
Natural sciences, mathematics and statistics	95	78	83	5	6.4
Information and Communication Technologies	276	305	244	-61	-20.0
Engineering, manufacturing and construction	293	288	256	-32	-11.1
Agriculture, forestry, fisheries and veterinary	15	15	7	-8	-53.3
Health and welfare	157	218	243	25	11.5
Services	39	67	40	-27	-40.3
Total	1,900	2,067	1,837	-230	-11.1
Females					
Generic programmes and qualifications	-	-	-	-	-
Education	257	238	171	-67	-28.2
Arts and humanities	298	303	235	-68	-22.4
Social sciences, journalism and information	300	273	291	18	6.6
Business, administration and law	632	808	697	-111	-13.7
Natural sciences, mathematics and statistics	99	88	112	24	27.3
Information and Communication Technologies	49	58	46	-12	-20.7
Engineering, manufacturing and construction	90	113	114	1	0.9
Agriculture, forestry, fisheries and veterinary	12	15	7	-8	-53.3
Health and welfare	428	558	582	24	4.3
Services	48	59	54	-5	-8.5
Total	2,213	2,513	2,309	-204	-8.1
Total					
Generic programmes and qualifications	-	-	-	-	-
Education	348	295	217	-78	-26.4
Arts and humanities	524	536	407	-129	-24.1
Social sciences, journalism and information	451	435	436	1	0.2
Business, administration and law	1,189	1,452	1,298	-154	-10.6
Natural sciences, mathematics and statistics	194	166	195	29	17.5
Information and Communication Technologies	325	363	290	-73	-20.1
Engineering, manufacturing and construction	383	401	370	-31	-7.7
Agriculture, forestry, fisheries and veterinary	27	30	14	-16	-53.3
Health and welfare	585	776	825	49	6.3
Services	87	126	94	-32	-25.4
Total	4,113	4,580	4,146	-434	-9.5

Table 6. Tertiary-level graduates by field of study and ISCED Level: academic year 2017-2018

Field of study	ISCED Level (2011)				Total
	ISCED 5	ISCED 6	ISCED 7	ISCED 8	
Generic programmes and qualifications	-	-	-	-	-
Education	8	136	70	3	217
Arts and humanities	8	312	80	7	407
Social sciences, journalism and information	11	340	80	5	436
Business, administration and law	113	564	618	3	1,298
Natural sciences, mathematics and statistics	-	138	49	8	195
Information and Communication Technologies	20	222	46	2	290
Engineering, manufacturing and construction	22	234	112	2	370
Agriculture, forestry, fisheries and veterinary	1	13	-	-	14
Health and welfare	143	386	273	23	825
Services	54	38	2	-	94
Total	380	2,383	1,330	53	4,146

Chart 3. Percentage distribution of tertiary graduates by field of study: academic year 2017-2018



Methodological Notes

1. Education statistics presented in this news release are processed by the National Statistics Office (NSO) on an annual basis in accordance with European Regulations (EC) 452/2008 and (EU) 912/2013. These regulations establish the basis of information to be collected from educational institutions at all levels of education and all economic sectors. By adhering to these regulations, all education statistics collected and processed by the NSO are comparable to other European countries following the same regulatory standards.
2. This news release includes graduates who were enrolled in formal education courses with a minimum duration of one semester of full-time study (or the equivalent in part-time) and that are delivered in Malta. This news release excludes graduates in short courses (duration of less than the equivalence of one full-time semester), preparatory programmes and courses not delivered in Malta.
3. For the purpose of this news release tertiary-level graduates refers to graduates from institutions such as MCAST, ITS, University of Malta and public and private institutions offering courses at ISCED levels 5 to 8.

4. Definitions:

- **Graduates**

Students who successfully complete an educational programme during the reference year and are awarded a qualification.

- **Formal education**

Formal education is an institutionalised, intentional and planned type of education which is provided by public organisations and recognised private bodies. It consists primarily of initial education designed for children and young people before their first entry to the labour market. It also includes other types of education such as vocational, special needs and adult education provided they are recognised as part of the formal education system by the relevant national education authorities.

- **International Standard Classification of Education - ISCED**

The International Standard Classification of Education (ISCED) is a framework for assembling, compiling, and analysing cross-nationally comparable statistics on education. ISCED belongs to the United Nations International Family of Economic and Social Classifications and is the reference classification for organizing education programmes and related qualifications by levels and fields of education. ISCED is designed to serve as a framework to classify educational activities as defined in programmes and the resulting qualifications into internationally agreed categories. For more information refer to the ISCED 2011 manual at <http://uis.unesco.org/en/topic/international-standard-classification-education-isced>

For the scope of this News Release the following tertiary levels of the ISCED 2011 classification were included:

- ISCED 5 - Short-cycle tertiary education
- ISCED 6 - Bachelor's or equivalent level
- ISCED 7 - Master's or equivalent level
- ISCED 8 - Doctoral or equivalent level

- **Age** is calculated as at 1 January of the reference academic year.

- **Fields of study**

ISCED Fields of Education and Training classifies educational programmes and related qualifications by fields of study. A field is the broad domain, branch or area of content covered by an education programme or qualification.

5. More information relating to this release may be accessed at:

ISCED: <https://nso.gov.mt/metadata/classificationdetails.aspx?id=ISCED%202011>

ISCED Fields of study:

<https://nso.gov.mt/metadata/classificationdetails.aspx?id=ISCED%20Fields%20of%20Education%20and%20Training%202013>

6. References to this news release are to be cited appropriately.

7. A detailed news release calendar is available on:

https://nso.gov.mt/en/News_Releases/Release_Calendar/Pages/News-Release-Calendar.aspx

European statistics comparable to data in this News Release are available at:

[EUROSTAT Website/Homepage/Statistics Database](#)

Data Navigation Tree

Database by themes

- >Population and social conditions
- >Education and training (educ)
- >Education and training outcomes (educ_outc)

Tables by themes

- >Population and social conditions
- >Education and training (educ)
- >Education and training outcomes (t_educ_outc)

For further assistance send a request form:

<https://nso.gov.mt/en/Services/Pages/Request-for-Information.aspx>