

06 October 2020 | 1100 hrs | 159/2020

In 2019, total employed persons (full-time and part-time as a primary job) in MALTA amounted to 261,145, an increase of 5.8 per cent when compared to the previous year. The shares of the Malta region by place of residence and place of work stood at 93.2 and 94.8 per cent, respectively. (Tables 1 and 2)

Regional Labour Supply by Place of Residence and Work: 2017-2019

The labour supply is composed of persons in employment and those registering for work. To examine regional labour supply in MALTA at NUTS 3 level, employment statistics are being presented under two different variants; by place of residence and place of work, respectively. Persons working outside their region of residence are referred to as commuter workers.

Total employed persons (full-time and part-time as a primary job) in Malta and Gozo and Comino regions (NUTS 3)

Employed persons in Malta region (by place of work), exceeded the total number of employed persons resident in Malta region (by place of residence). The contrary prevailed in the case of Gozo and Comino region. The difference represents the net balance of commuter workers across the respective regions. Commuter workers were predominantly Gozo and Comino residents working in the Malta region, accounting to 3,971 employed persons during 2019. This implied that approximately one out of every five employed persons resident in Gozo and Comino region worked in the Malta region and 50.4 per cent were males (Tables 1 and 2).

In 2019, the highest proportion of employed persons in MALTA were in *wholesale and retail trade; repair of motor vehicles and motorcycles; transportation and storage; accommodation and food services activities* (G, H and I) and the *public administration and defence; compulsory and social security; education; human health and social work activities* (O, P and Q), 26.6 and 22.2 per cent, respectively (Tables 1 and 2).

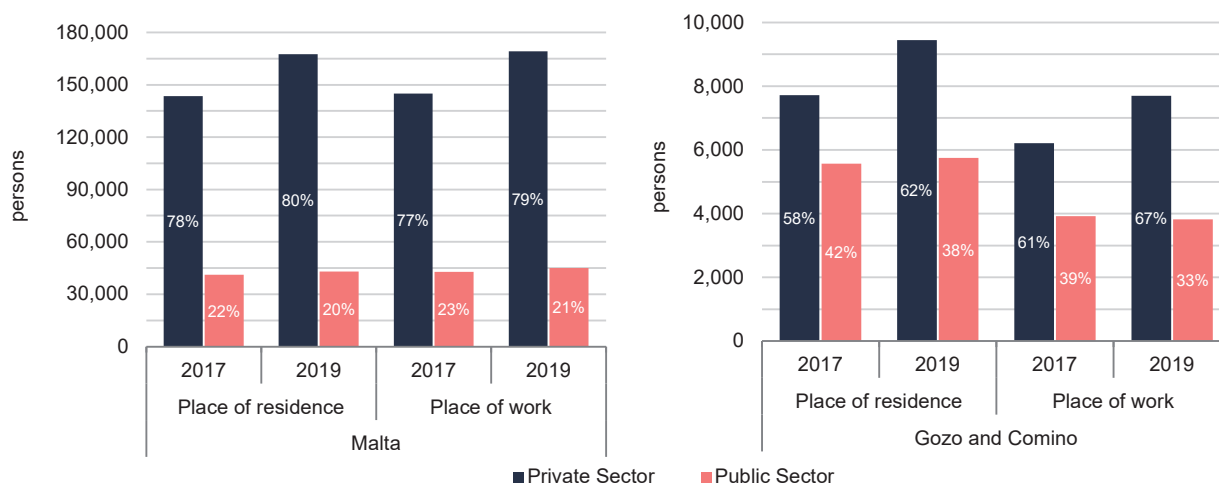
Malta region had the highest proportion of employed persons in the *wholesale and retail trade; repair of motor vehicles and motorcycles; transportation and storage; accommodation and food services activities* (G, H and I), while in the Gozo and Comino region the majority worked in the *public administration and defence; compulsory social security; education; human health and social work activities* (O, P and Q) (Tables 1 and 2).

Full-time employment: Malta region

By place of residence

In 2019, Malta residents who worked on a full-time basis reached 210,510, an increase of 6.3 per cent when compared to 2018 (Table 3). The private sector amounted to 79.6 per cent of the total, while the remaining worked in the public sector (Chart 1).

Chart 1. Full-time employment by region, sector and location (NUTS 3)



By place of work

Full-time employment in Malta region in 2019 stood at 214,186, reflecting an increase of 6.3 per cent over 2018. Full-time employment in the private sector accounted for 79.0 per cent of the total, the remaining 21.0 per cent being in the public sector (Table 4 and Chart 1). The males who worked in the private sector accounted for 50.0 per cent of total full-time employment in Malta region (Chart 9). The highest proportion of full-time employment in Malta region was registered in the *wholesale and retail trade; repair of motor vehicles and motorcycles; transportation and storage; accommodation and food services activities* (G, H and I) which accounted to 24.8 per cent of the total (Chart 7).

Full-time employment: Gozo and Comino region

By place of residence

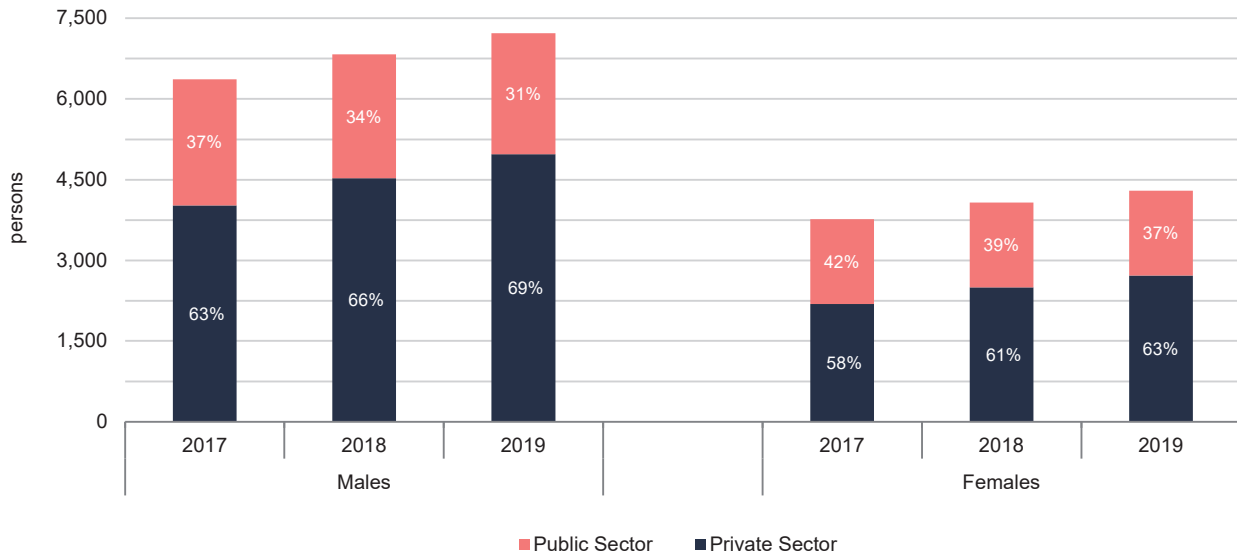
In 2019, Gozo and Comino residents with a full-time job totalled 15,193, reflecting an increase of 6.2 per cent when compared to 2018. The private sector accounted to 62.2 per cent of the total (Table 3 and Chart 1).

The largest share of Gozo and Comino residents with a full-time job in the public sector was in the *public administration and defence; compulsory social security; education; human health and social work activities* (O, P and Q), amounting to 80.3 per cent of total public sector. On the other hand, the largest proportion of full-time employed Gozo and Comino residents in the private sector worked in the *wholesale and retail trade; repair of motor vehicles and motorcycles; transportation and storage; accommodation and food services activities* (G, H and I), accounting to 31.8 per cent of total private sector (Chart 4a). In addition, both the males and females who were Gozo and Comino residents and worked full-time were predominantly employed in the *public administration and defence; compulsory social security; education; human health and social work activities* (O, P and Q) (Chart 5a).

By place of work

In 2019, full-time employment in Gozo and Comino region amounted to 11,517, an increase of 5.6 per cent when compared to 2018 (Table 4). Full-time employment in the private sector accounted for 66.8 per cent of the total and the males who worked in this sector accounted for 43.2 per cent of total full-time employment in Gozo and Comino region (Charts 1, 2 and 9). The largest share of full-time employment in the private sector was in the *wholesale and retail trade; repair of motor vehicles and motorcycles; transportation and storage; accommodation and food services activities* (G, H and I) at 34.9 per cent. In the public sector, the share of *public administration and defence; compulsory social security; education; human health and social work activities* (O, P and Q) accounted for 76.1 per cent (Chart 4b). Full-time males in the Gozo and Comino region were predominantly employed in the *wholesale and retail trade; repair of motor vehicles and motorcycles; transportation and storage; accommodation and food services activities* (G, H and I) while the females were mainly employed in the *public administration and defence; compulsory social security; education; human health and social work activities* (O, P and Q) (Chart 5b).

Chart 2. Full-time employment in Gozo and Comino region by sector, sex and year



Full-time Gozo and Comino residents working in Malta region

In 2019, Gozo and Comino residents employed on a full-time basis in Malta region totalled 3,578, of which, 51.0 per cent worked in the public sector and the remaining worked in the private sector (Tables 3, 4 and Chart 3a-b). The males who worked in the private sector accounted for 30.7 per cent of the total full-time employment of Gozo and Comino residents in Malta region while the females who worked in the public sector accounted for 30.6 per cent of the total (Chart 3b).

Chart 3a. Full-time employment of Gozo and Comino residents in Malta region by sector, sex and year

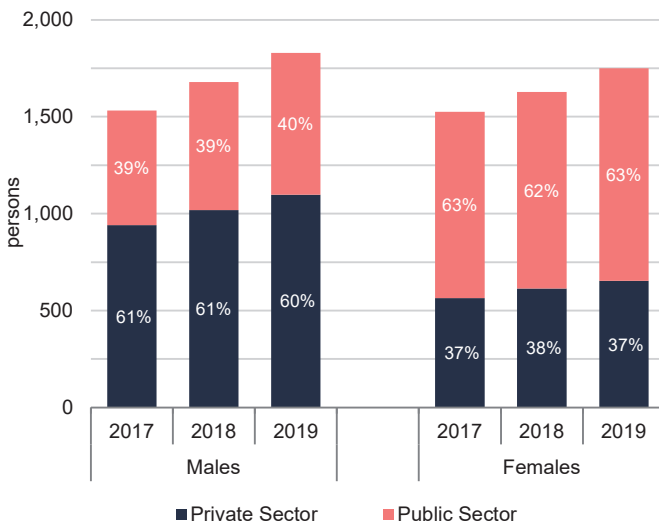
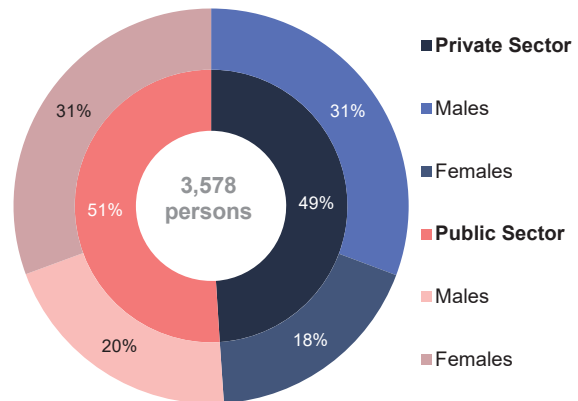


Chart 3b. Percentage distribution of full-time employment of Gozo and Comino residents in Malta region by sector and sex: 2019



During the same year, 89.9 per cent of those working within the public sector worked in the *public administration and defence; compulsory social security; education; human health and social work activities* (O, P and Q) while 28.5 per cent of those in the private sector worked in the *professional, scientific and technical activities; administrative and support service activities* (M and N) (Chart 6a). In addition, both the full-time males and females who were Gozo and Comino residents and worked in Malta region were predominantly employed in the *public administration and defence; compulsory social security; education; human health and social work activities* (O, P and Q) (Chart 6b).

Part-time employment of Gozo and Comino residents

The percentage distribution of the part-time employment differed throughout all economic activities. In 2019, total part-time employment of Gozo and Comino residents amounted to 5,325 of which, 51.9 per cent were part-time secondary employment and the remaining were part-time primary (Table 3). The largest share of part-time employment of Gozo and Comino residents was registered in *wholesale and retail trade; repair of motor vehicles and motorcycles; transportation and storage; accommodation and food services activities* (G, H and I), contributing to 33.7 per cent of the total. This featured in both part-time primary and secondary (Chart 8).

Employment in jobs

In 2019, jobs by full-time private sector employees in Malta and Gozo and Comino regions accounted for 53.2 and 34.6 per cent of total jobs, respectively. Full-time self-employed jobs in Malta and Gozo and Comino regions accounted for 8.3 and 12.2 per cent of total jobs, respectively. Total part-time employment in Malta and Gozo and Comino regions was of 61,025 and 4,932 respectively, accounting for 22.2 and 30.0 per cent of total jobs within the respective region. The differences in the distribution of jobs (by sector, type and sex) by place of residence and place of work were mainly attributable to the significant amount of Gozo and Comino residents working in Malta region (Tables 3, 4 and Charts 10 and 11).

Persons registering for work, by district (LAU 1)

In 2019, the largest share (27.1 per cent) of unemployed persons resided in the Northern Harbour district, amounting to 445 persons, followed closely by the Southern Harbour district (26.0 per cent) (Table 5). The largest proportion of unemployed persons featured in the 50 years and over age bracket, accounting to 38.0 per cent of the total. In terms of unemployment duration, the South Eastern, Western and Northern districts had the longest unemployment duration of 0 to 12 weeks, while the Southern Harbour, Northern Harbour and Gozo and Comino districts registered the highest proportions in the 105 weeks and over cohort (Chart 12).

Table 1. Total employed persons by industry, place of residence and sex (NUTS 3)

NACE Rev 2 at A*10/11			Year								
			2017			2018			2019		
			Males	Females	Total	Males	Females	Total	Males	Females	Total
A	Agriculture, forestry and fishing	MALTA	2,793	457	3,250	2,940	503	3,443	3,095	549	3,644
		Malta	2,251	373	2,624	2,375	422	2,798	2,501	462	2,963
		Gozo and Comino	542	84	626	565	81	645	594	87	681
B+C+D+E	Mining and quarrying; manufacturing; electricity, gas, steam and air conditioning supply; water supply; sewerage, waste management and remediation activities	MALTA	18,472	6,814	25,286	18,754	7,007	25,761	19,123	7,183	26,306
		Malta	17,494	6,431	23,925	17,727	6,618	24,345	18,041	6,792	24,833
		Gozo and Comino	978	383	1,361	1,027	389	1,416	1,082	391	1,473
C	<i>of which Manufacturing</i>	MALTA	16,531	6,468	22,999	16,800	6,656	23,456	17,075	6,818	23,893
		Malta	15,710	6,095	21,805	15,940	6,278	22,218	16,191	6,444	22,635
		Gozo and Comino	821	373	1,194	860	378	1,238	884	374	1,258
F	Construction	MALTA	11,425	815	12,240	12,370	866	13,236	14,425	1,008	15,433
		Malta	10,385	715	11,100	11,264	770	12,034	13,081	899	13,980
		Gozo and Comino	1,040	100	1,140	1,106	96	1,202	1,344	109	1,453
G+H+I	Wholesale and retail trade; repair of motor vehicles and motorcycles; transportation and storage; accommodation and food service activities	MALTA	40,317	23,957	64,274	42,107	25,010	67,117	43,802	25,609	69,411
		Malta	38,085	22,389	60,474	39,766	23,342	63,107	41,409	23,876	65,285
		Gozo and Comino	2,232	1,568	3,800	2,341	1,668	4,010	2,393	1,733	4,126
J	Information and communication	MALTA	5,756	2,419	8,175	6,113	2,531	8,644	6,410	2,689	9,099
		Malta	5,515	2,314	7,829	5,838	2,419	8,257	6,132	2,567	8,698
		Gozo and Comino	241	105	346	275	112	387	278	122	401
K	Financial and insurance activities	MALTA	5,172	5,627	10,799	5,616	6,192	11,808	5,786	6,443	12,229
		Malta	5,007	5,400	10,407	5,430	5,944	11,374	5,583	6,160	11,743
		Gozo and Comino	165	227	392	186	248	434	203	283	486
L	Real estate activities	MALTA	1,274	815	2,089	1,456	923	2,379	1,566	1,041	2,607
		Malta	1,169	750	1,919	1,347	846	2,193	1,445	950	2,395
		Gozo and Comino	105	65	170	109	77	186	121	91	212
M+N	Professional, scientific and technical activities; administrative and support service activities	MALTA	20,796	15,398	36,194	23,158	17,491	40,649	25,197	19,398	44,595
		Malta	19,658	14,711	34,369	21,831	16,664	38,494	23,895	18,470	42,365
		Gozo and Comino	1,138	687	1,825	1,327	827	2,155	1,302	928	2,230
O+P+Q	Public administration and defence; compulsory social security; education; human health and social work activities	MALTA	21,768	31,512	53,280	22,355	33,235	55,590	23,173	34,802	57,975
		Malta	19,545	28,370	47,915	20,062	29,976	50,038	20,685	31,403	52,087
		Gozo and Comino	2,223	3,142	5,365	2,293	3,259	5,552	2,488	3,399	5,888
R+S+T+U	Arts, entertainment and recreation; repair of household goods and other services	MALTA	8,809	7,881	16,690	9,643	8,555	18,198	10,578	9,268	19,846
		Malta	8,464	7,589	16,053	9,258	8,234	17,493	10,132	8,910	19,042
		Gozo and Comino	345	292	637	385	321	705	446	358	804
Total		MALTA	136,582	95,695	232,277	144,512	102,313	246,825	153,155	107,990	261,145
		Malta	127,572	89,043	216,616	134,898	95,236	230,134	142,902	100,489	243,391
		Gozo and Comino	9,010	6,652	15,661	9,614	7,077	16,691	10,253	7,501	17,754

Notes:

1. Employed persons comprise full-time and part-time (primary only) employment.
2. Employment by place of residence is based on employee residence as declared by the employer upon engagement with Jobsplus.
3. Data for each year is as at 31 December.

Sources: Jobsplus, People and Standards Division (OPM), Employment Statistics - NSO

Table 2. Total employed persons by industry, place of work and sex (NUTS 3)

NACE Rev 2 at A*10/11			Year								
			2017			2018			2019		
			Males	Females	Total	Males	Females	Total	Males	Females	Total
A	Agriculture, forestry and fishing	MALTA	2,793	457	3,250	2,940	503	3,443	3,095	549	3,644
		Malta	2,261	376	2,637	2,389	425	2,814	2,509	467	2,976
		Gozo and Comino	532	81	613	551	78	629	586	82	668
B+C+D+E	Mining and quarrying; manufacturing; electricity, gas, steam and air conditioning supply; water supply; sewerage, waste management and remediation activities	MALTA	18,472	6,814	25,286	18,754	7,007	25,761	19,123	7,183	26,306
		Malta	17,684	6,475	24,159	17,907	6,646	24,553	18,229	6,824	25,053
		Gozo and Comino	788	339	1,127	847	361	1,208	894	359	1,253
C	<i>of which Manufacturing</i>	MALTA	16,531	6,468	22,999	16,800	6,656	23,456	17,075	6,818	23,893
		Malta	15,852	6,135	21,987	16,080	6,303	22,383	16,335	6,470	22,805
		Gozo and Comino	679	333	1,012	720	353	1,073	740	348	1,088
F	Construction	MALTA	11,425	815	12,240	12,370	866	13,236	14,425	1,008	15,433
		Malta	10,487	725	11,212	11,368	771	12,139	13,203	892	14,095
		Gozo and Comino	938	90	1,028	1,002	95	1,097	1,222	116	1,338
G+H+I	Wholesale and retail trade; repair of motor vehicles and motorcycles; transportation and storage; accommodation and food service activities	MALTA	40,317	23,957	64,274	42,107	25,010	67,117	43,802	25,609	69,411
		Malta	38,320	22,506	60,826	40,016	23,452	63,468	41,679	24,002	65,681
		Gozo and Comino	1,997	1,451	3,448	2,091	1,558	3,649	2,123	1,607	3,730
J	Information and communication	MALTA	5,756	2,419	8,175	6,113	2,531	8,644	6,410	2,689	9,099
		Malta	5,618	2,351	7,969	5,959	2,457	8,416	6,257	2,611	8,868
		Gozo and Comino	138	68	206	154	74	228	153	78	231
K	Financial and insurance activities	MALTA	5,172	5,627	10,799	5,616	6,192	11,808	5,786	6,443	12,229
		Malta	5,102	5,501	10,603	5,528	6,051	11,579	5,688	6,278	11,966
		Gozo and Comino	70	126	196	88	141	229	98	165	263
L	Real estate activities	MALTA	1,274	815	2,089	1,456	923	2,379	1,566	1,041	2,607
		Malta	1,182	758	1,940	1,361	855	2,216	1,457	962	2,419
		Gozo and Comino	92	57	149	95	68	163	109	79	188
M+N	Professional, scientific and technical activities; administrative and support service activities	MALTA	20,796	15,398	36,194	23,158	17,491	40,649	25,197	19,398	44,595
		Malta	19,936	14,962	34,898	22,140	16,956	39,096	24,252	18,808	43,060
		Gozo and Comino	860	436	1,296	1,018	535	1,553	945	590	1,535
O+P+Q	Public administration and defence; compulsory social security; education; human health and social work activities	MALTA	21,768	31,512	53,280	22,355	33,235	55,590	23,173	34,802	57,975
		Malta	20,176	29,491	49,667	20,758	31,163	51,921	21,430	32,657	54,087
		Gozo and Comino	1,592	2,021	3,613	1,597	2,072	3,669	1,743	2,145	3,888
R+S+T+U	Arts, entertainment and recreation; repair of household goods and other services	MALTA	8,809	7,881	16,690	9,643	8,555	18,198	10,578	9,268	19,846
		Malta	8,555	7,652	16,207	9,366	8,300	17,666	10,270	8,985	19,255
		Gozo and Comino	254	229	483	277	255	532	308	283	591
Total		MALTA	136,582	95,695	232,277	144,512	102,313	246,825	153,155	107,990	261,145
		Malta	129,321	90,797	220,118	136,792	97,076	233,868	144,974	102,486	247,460
		Gozo and Comino	7,261	4,898	12,159	7,720	5,237	12,957	8,181	5,504	13,685

Notes:

- Employed persons comprise full-time and part-time (primary only) employment.
- Employment by place of work takes into account those persons who effectively work in the regions of Malta and Gozo and Comino respectively, irrespective of their locality/region of residence.
- Data for each year is as at 31 December.

Sources: Jobsplus, Employment Statistics - NSO

Table 3. Employment by place of residence, type, sector and sex (NUTS 3)

MALTA		2017			2018			2019		
		Males	Females	Total	Males	Females	Total	Males	Females	Total
<i>a</i>	Full-time Employment	121,997	75,803	197,800	130,113	82,255	212,368	138,107	87,596	225,703
	<i>Private Sector</i>	96,723	54,423	151,146	104,438	60,243	164,681	112,124	64,806	176,930
	Self-employed	17,029	4,612	21,641	18,226	5,196	23,422	19,098	5,727	24,825
	Employees	79,694	49,811	129,505	86,212	55,047	141,259	93,026	59,079	152,105
	<i>Public Sector</i>	25,274	21,380	46,654	25,675	22,012	47,687	25,983	22,790	48,773
<i>b</i>	Part-time primary	14,585	19,892	34,477	14,399	20,058	34,457	15,048	20,394	35,442
	Self-employed	3,966	2,697	6,663	4,447	3,194	7,641	4,987	3,671	8,658
	Employees	10,619	17,195	27,814	9,952	16,864	26,816	10,061	16,723	26,784
<i>c=(a+b)</i>	Total employment in persons	136,582	95,695	232,277	144,512	102,313	246,825	153,155	107,990	261,145
<i>d</i>	Part-time secondary	17,220	8,288	25,508	18,579	9,095	27,674	20,078	10,437	30,515
	Self-employed	6,345	1,613	7,958	7,696	2,285	9,981	9,075	2,994	12,069
	Employees	10,875	6,675	17,550	10,883	6,810	17,693	11,003	7,443	18,446
<i>e=(c+d)</i>	Total employment in jobs	153,802	103,983	257,785	163,091	111,408	274,499	173,233	118,427	291,660
Malta										
<i>a</i>	Full-time Employment	114,031	70,485	184,517	121,535	76,529	198,064	128,986	81,524	210,510
	<i>Private Sector</i>	91,761	51,668	143,429	98,893	57,125	156,018	106,052	61,429	167,481
	Self-employed	15,606	4,203	19,809	16,689	4,737	21,426	17,486	5,221	22,707
	Employees	76,155	47,465	123,620	82,204	52,388	134,592	88,566	56,208	144,774
	<i>Public Sector</i>	22,270	18,817	41,088	22,642	19,404	42,046	22,934	20,095	43,029
<i>b</i>	Part-time primary	13,541	18,558	32,099	13,363	18,707	32,070	13,916	18,965	32,881
	Self-employed	3,516	2,410	5,926	3,972	2,863	6,835	4,445	3,288	7,733
	Employees	10,025	16,148	26,173	9,391	15,844	25,235	9,471	15,677	25,148
<i>c=(a+b)</i>	Total employment in persons	127,572	89,043	216,616	134,898	95,236	230,134	142,902	100,489	243,391
<i>d</i>	Part-time secondary	15,471	7,696	23,167	16,702	8,448	25,150	18,045	9,706	27,751
	Self-employed	5,429	1,462	6,891	6,661	2,083	8,744	7,923	2,730	10,653
	Employees	10,042	6,234	16,276	10,041	6,365	16,406	10,122	6,976	17,098
<i>e=(c+d)</i>	Total employment in jobs	143,043	96,739	239,783	151,600	103,684	255,284	160,947	110,195	271,142
Gozo and Comino										
<i>a</i>	Full-time Employment	7,966	5,318	13,283	8,578	5,726	14,304	9,121	6,072	15,193
	<i>Private Sector</i>	4,962	2,755	7,717	5,545	3,118	8,663	6,072	3,377	9,449
	Self-employed	1,423	409	1,832	1,537	459	1,996	1,612	506	2,118
	Employees	3,539	2,346	5,885	4,008	2,659	6,667	4,460	2,871	7,331
	<i>Public Sector</i>	3,004	2,563	5,566	3,033	2,608	5,641	3,049	2,695	5,744
<i>b</i>	Part-time primary	1,044	1,334	2,378	1,036	1,351	2,387	1,132	1,429	2,561
	Self-employed	450	287	737	475	331	806	542	383	925
	Employees	594	1,047	1,641	561	1,020	1,581	590	1,046	1,636
<i>c=(a+b)</i>	Total employment in persons	9,010	6,652	15,661	9,614	7,077	16,691	10,253	7,501	17,754
<i>d</i>	Part-time secondary	1,749	592	2,341	1,877	647	2,524	2,033	731	2,764
	Self-employed	916	151	1,067	1,035	202	1,237	1,152	264	1,416
	Employees	833	441	1,274	842	445	1,287	881	467	1,348
<i>e=(c+d)</i>	Total employment in jobs	10,759	7,244	18,002	11,491	7,724	19,215	12,286	8,232	20,518

Notes:

1. Employment by place of residence is based on employee residence as declared by the employer upon engagement with Jobsplus.
2. Employment in persons comprise full-time and part-time (primary only) employment.
3. Employment in jobs exceeds employment in persons as it includes part-time secondary employment. The latter implies that a person may have more than one job.
4. Data for each year is as at 31 December.

Sources: Jobsplus, People and Standards Division (OPM), Employment Statistics - NSO

Table 4. Employment by place of work, type, sector and sex (NUTS 3)

MALTA		2017			2018			2019		
		Males	Females	Total	Males	Females	Total	Males	Females	Total
a	Full-time Employment	121,997	75,803	197,800	130,113	82,255	212,368	138,107	87,596	225,703
	<i>Private Sector</i>	96,723	54,423	151,146	104,438	60,243	164,681	112,124	64,806	176,930
	Self-employed	17,029	4,612	21,641	18,226	5,196	23,422	19,098	5,727	24,825
	Employees	79,694	49,811	129,505	86,212	55,047	141,259	93,026	59,079	152,105
	<i>Public Sector</i>	25,274	21,380	46,654	25,675	22,012	47,687	25,983	22,790	48,773
b	Part-time primary	14,585	19,892	34,477	14,399	20,058	34,457	15,048	20,394	35,442
	Self-employed	3,966	2,697	6,663	4,447	3,194	7,641	4,987	3,671	8,658
	Employees	10,619	17,195	27,814	9,952	16,864	26,816	10,061	16,723	26,784
c=(a+b)	Total employment in persons	136,582	95,695	232,277	144,512	102,313	246,825	153,155	107,990	261,145
d	Part-time secondary	17,220	8,288	25,508	18,579	9,095	27,674	20,078	10,437	30,515
	Self-employed	6,345	1,613	7,958	7,696	2,285	9,981	9,075	2,994	12,069
	Employees	10,875	6,675	17,550	10,883	6,810	17,693	11,003	7,443	18,446
e=(c+d)	Total employment in jobs	153,802	103,983	257,785	163,091	111,408	274,499	173,233	118,427	291,660
Malta										
a	Full-time Employment	115,631	72,037	187,668	123,285	78,177	201,462	130,886	83,300	214,186
	<i>Private Sector</i>	92,702	52,232	144,934	99,912	57,739	157,651	107,150	62,083	169,233
	Self-employed	15,659	4,227	19,886	16,752	4,770	21,522	17,561	5,265	22,826
	Employees	77,043	48,005	125,048	83,160	52,969	136,129	89,589	56,818	146,407
	<i>Public Sector</i>	22,929	19,805	42,734	23,373	20,438	43,811	23,736	21,217	44,953
b	Part-time primary	13,690	18,760	32,450	13,507	18,899	32,406	14,088	19,186	33,274
	Self-employed	3,535	2,438	5,973	3,990	2,886	6,876	4,467	3,313	7,780
	Employees	10,155	16,322	26,477	9,517	16,013	25,530	9,621	15,873	25,494
c=(a+b)	Total employment in persons	129,321	90,797	220,118	136,792	97,076	233,868	144,974	102,486	247,460
d	Part-time secondary	15,471	7,696	23,167	16,702	8,448	25,150	18,045	9,706	27,751
	Self-employed	5,429	1,462	6,891	6,661	2,083	8,744	7,923	2,730	10,653
	Employees	10,042	6,234	16,276	10,041	6,365	16,406	10,122	6,976	17,098
e=(c+d)	Total employment in jobs	144,792	98,493	243,285	153,494	105,524	259,018	163,019	112,192	275,211
Gozo and Comino										
a	Full-time Employment	6,366	3,766	10,132	6,828	4,078	10,906	7,221	4,296	11,517
	<i>Private Sector</i>	4,021	2,191	6,212	4,526	2,504	7,030	4,974	2,723	7,697
	Self-employed	1,370	385	1,755	1,474	426	1,900	1,537	462	1,999
	Employees	2,651	1,806	4,457	3,052	2,078	5,130	3,437	2,261	5,698
	<i>Public Sector</i>	2,345	1,575	3,920	2,302	1,574	3,876	2,247	1,573	3,820
b	Part-time primary	895	1,132	2,027	892	1,159	2,051	960	1,208	2,168
	Self-employed	431	259	690	457	308	765	520	358	878
	Employees	464	873	1,337	435	851	1,286	440	850	1,290
c=(a+b)	Total employment in persons	7,261	4,898	12,159	7,720	5,237	12,957	8,181	5,504	13,685
d	Part-time secondary	1,749	592	2,341	1,877	647	2,524	2,033	731	2,764
	Self-employed	916	151	1,067	1,035	202	1,237	1,152	264	1,416
	Employees	833	441	1,274	842	445	1,287	881	467	1,348
e=(c+d)	Total employment in jobs	9,010	5,490	14,500	9,597	5,884	15,481	10,214	6,235	16,449

Notes:

1. Employment by place of work takes into account those persons who effectively work in the regions of Malta and Gozo and Comino respectively, irrespective of their locality/region of residence.
2. Employment in persons comprise full-time and part-time (primary only) employment.
3. Employment in jobs exceeds employment in persons as it includes part-time secondary employment. The latter implies that a person may have more than one job.
4. Data for each year is as at 31 December.

Sources: Jobsplus, Employment Statistics - NSO

Table 5. Persons registering for work under Part I and Part II by district, duration of unemployment, age and sex: 2019

	< 20 years		20-29 years		30-39 years		40-49 years		≥ 50 years		Total					
	Males	Females	Total	Males	Females	Total	Males	Females	Total	Males	Females	Total				
Southern Harbour	0-12 wks	13	4	17	18	9	27	17	10	27	18	13	31	88	43	131
	13-52 wks	8	3	11	15	8	23	21	1	22	16	5	21	80	22	102
	53-104 wks	0	0	0	1	0	1	5	0	5	20	5	25	39	8	47
	≥ 105 wks	0	0	0	1	1	2	11	9	20	57	22	79	105	42	147
	Total	21	7	28	35	18	53	87	24	111	156	111	45	156	312	115
Northern Harbour	0-12 wks	10	3	13	24	13	37	18	11	29	20	9	29	93	44	137
	13-52 wks	4	4	8	17	8	25	21	9	30	34	6	40	98	33	131
	53-104 wks	0	0	0	2	0	2	3	0	3	16	4	20	30	5	35
	≥ 105 wks	0	1	1	2	1	3	15	1	16	61	21	82	110	32	142
	Total	14	8	22	45	22	67	80	29	109	171	131	40	171	331	114
South Eastern	0-12 wks	4	2	6	16	9	25	9	5	14	12	9	21	50	30	80
	13-52 wks	2	4	6	6	2	8	14	5	19	12	8	20	43	24	67
	53-104 wks	1	0	1	2	0	2	5	0	5	8	5	13	16	7	23
	≥ 105 wks	0	0	0	0	0	0	8	2	10	23	14	37	44	18	62
	Total	7	6	13	24	11	35	41	12	53	91	55	36	91	153	79
Western	0-12 wks	6	4	10	6	1	7	7	5	12	8	3	11	35	15	50
	13-52 wks	0	0	0	8	3	11	4	1	5	7	4	3	23	11	34
	53-104 wks	0	0	0	1	1	2	2	0	2	2	1	3	6	2	8
	≥ 105 wks	0	0	0	2	2	4	4	1	5	14	8	22	25	12	37
	Total	6	4	10	17	7	24	18	7	25	43	28	15	43	89	40
Northern	0-12 wks	3	1	4	12	5	17	11	5	16	26	8	34	64	28	92
	13-52 wks	2	1	3	7	0	7	8	8	16	11	9	20	37	25	62
	53-104 wks	0	0	0	2	1	3	3	3	6	6	4	10	16	10	26
	≥ 105 wks	0	0	0	1	0	1	12	4	16	25	13	38	44	19	63
	Total	5	2	7	22	6	28	38	22	60	102	68	34	102	161	82
Gozo and Comino	0-12 wks	4	2	6	16	2	18	5	5	10	9	7	16	40	20	60
	13-52 wks	0	1	1	11	1	12	5	2	7	6	2	8	29	7	36
	53-104 wks	0	0	0	0	0	0	2	2	4	1	0	3	3	5	8
	≥ 105 wks	0	0	0	1	1	2	9	4	13	22	12	34	41	21	62
	Total	4	3	7	28	4	32	21	13	34	61	37	24	61	113	53
MALTA	Total	57	30	87	171	68	239	212	88	300	430	194	624	1,159	483	1,642

Note: Data is as at 31 December.
Source: Jobsplus

Chart 4a. Full-time employment of Gozo and Comino residents by sector, industry and place of residence: 2019

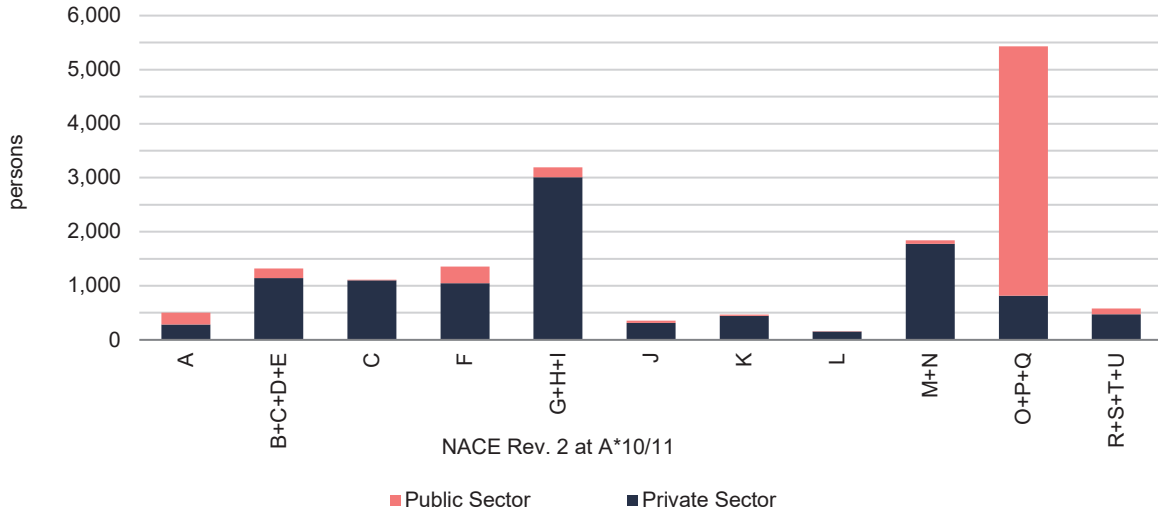


Chart 4b. Full-time employment in Gozo and Comino region by sector, industry and place of work: 2019

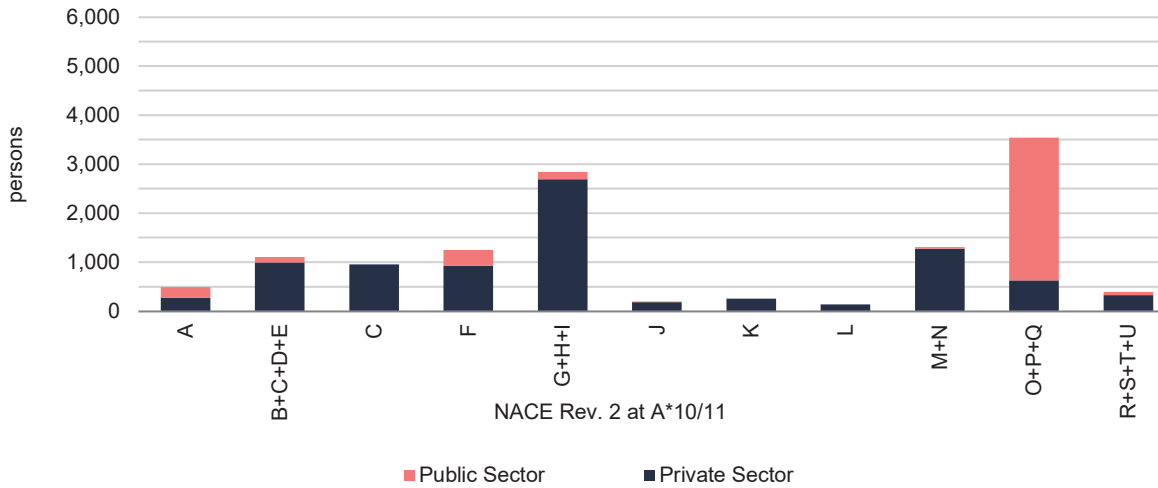


Chart 5a. Full-time employment of Gozo and Comino residents by sex, industry and place of residence: 2019

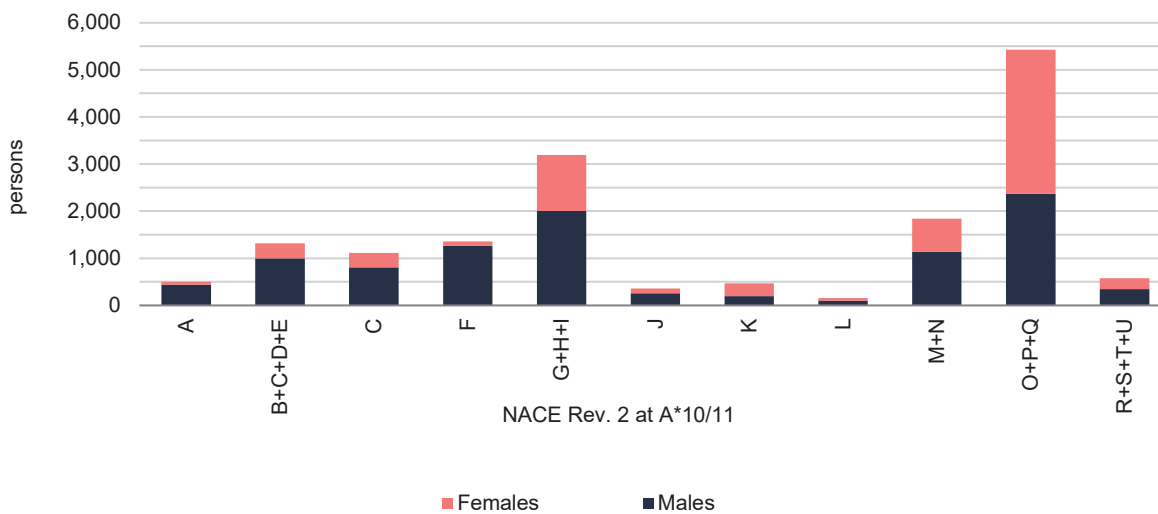


Chart 7. Percentage distribution of full-time employment by region, industry and place of work (NUTS 3): 2019

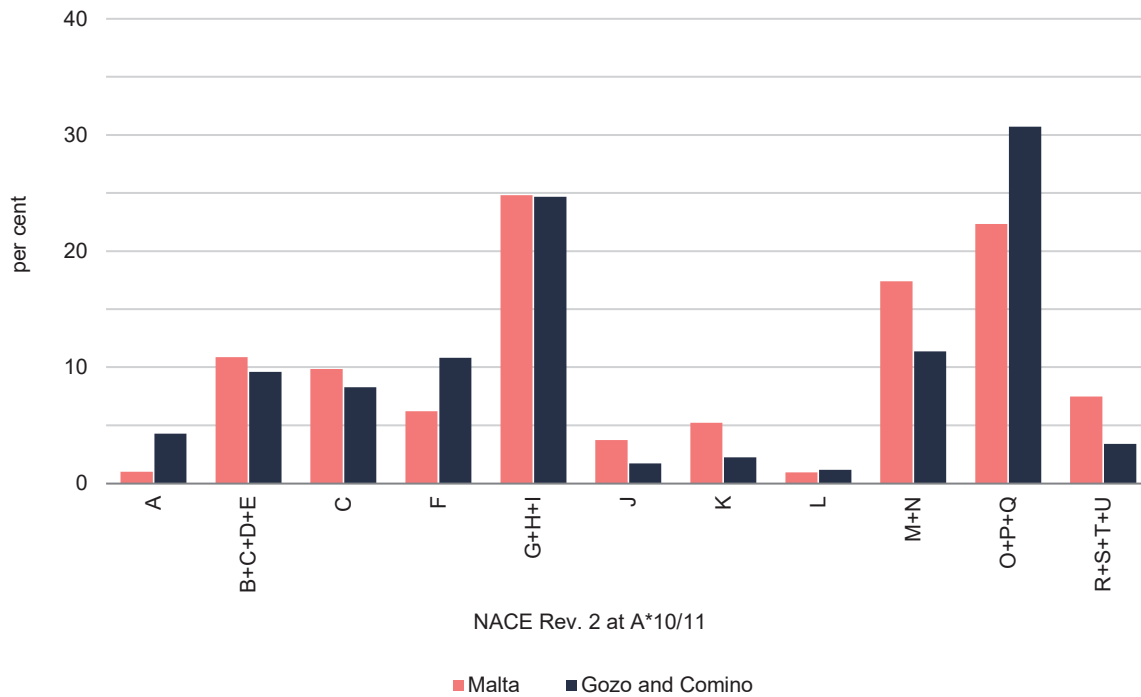


Chart 8. Percentage distribution of part-time employment of Gozo and Comino residents by type, industry and place of residence: 2019

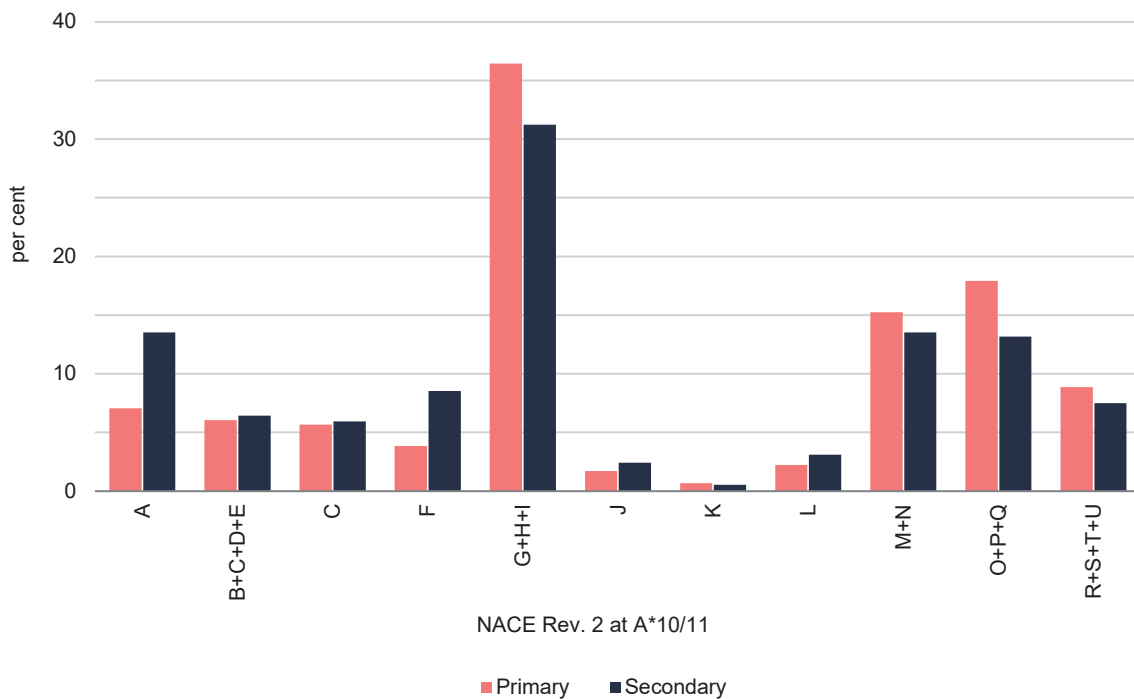


Chart 7. Percentage distribution of full-time employment by region, industry and place of work (NUTS 3): 2019

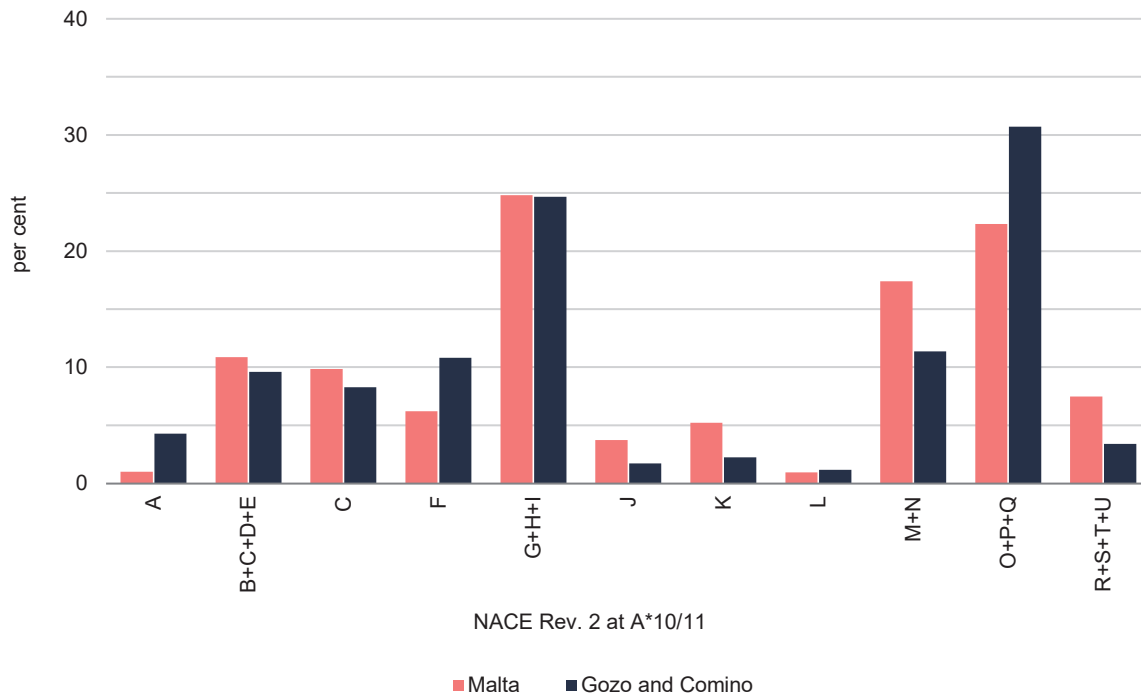


Chart 8. Percentage distribution of part-time employment of Gozo and Comino residents by type, industry and place of residence: 2019

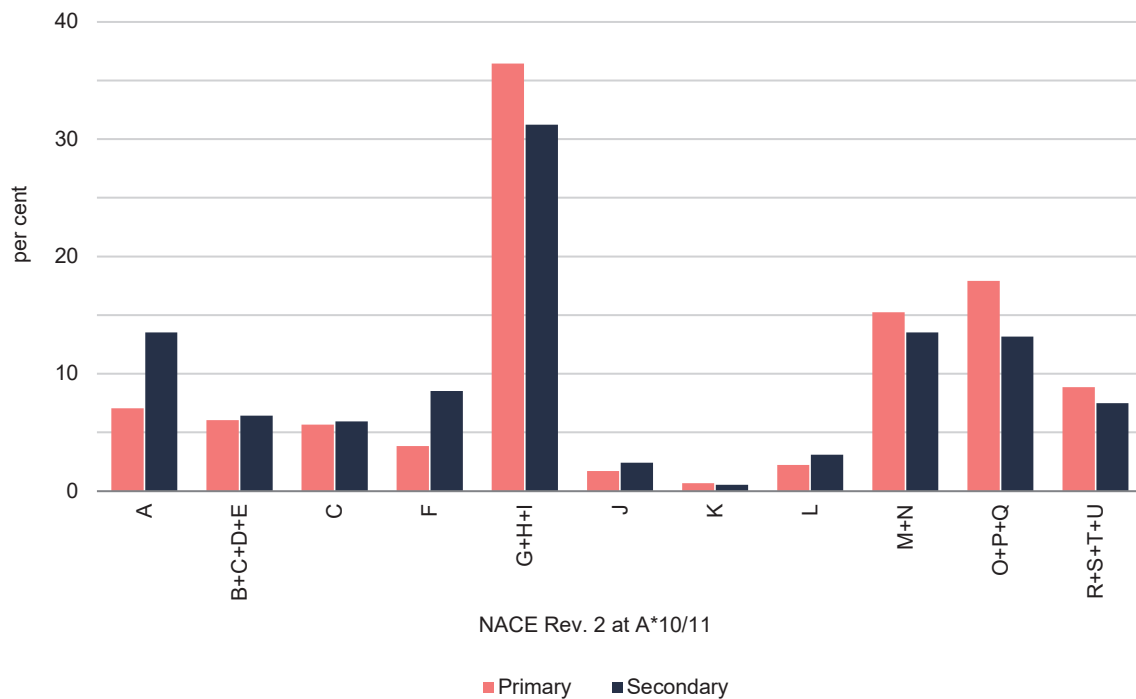


Chart 9. Percentage distribution of full-time employment in persons by region of work, sector and sex: 2019

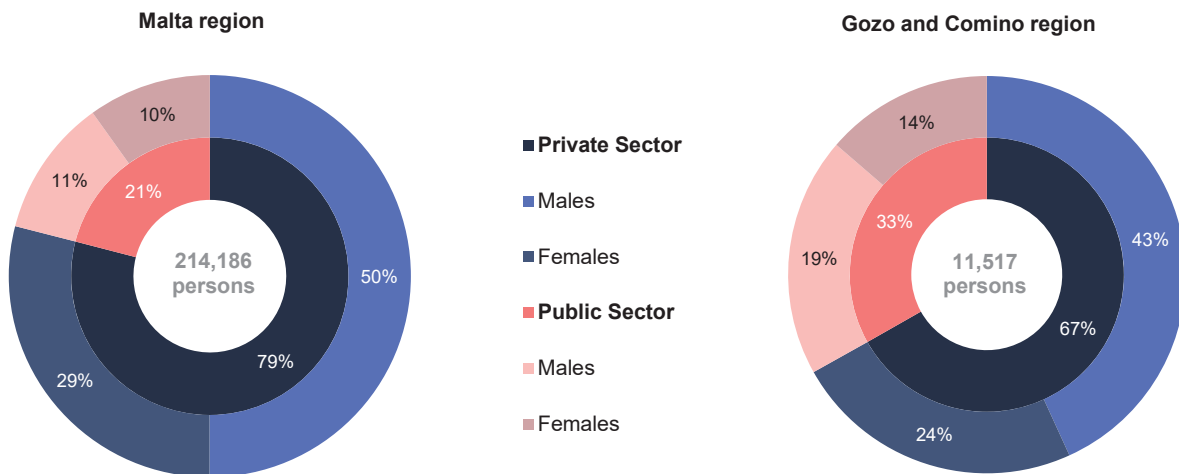


Chart 10. Percentage distribution of part-time employment in jobs by region of work, sector and sex: 2019

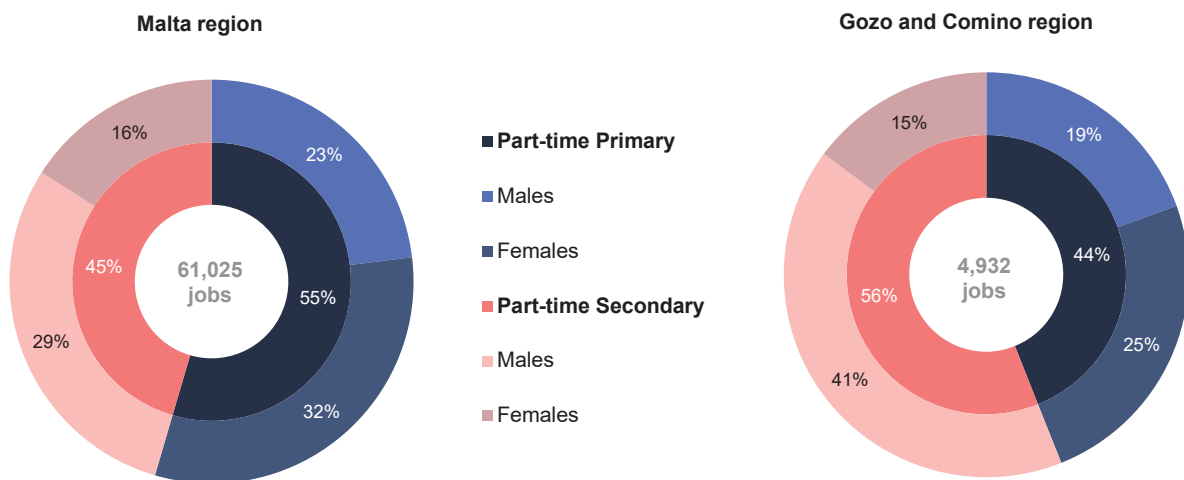
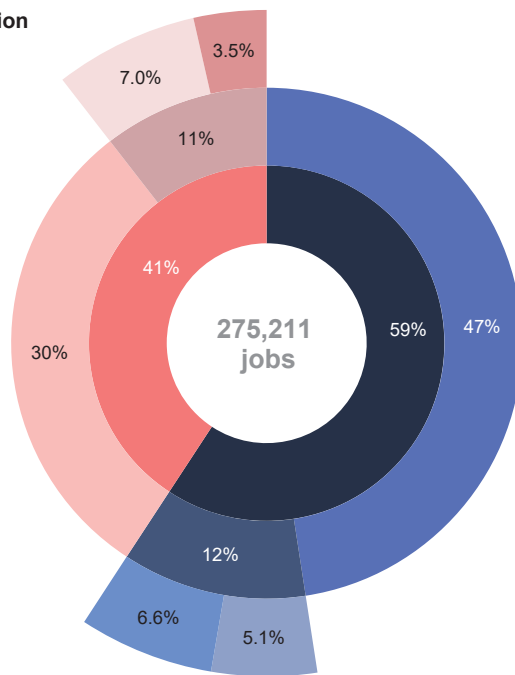


Chart 11. Percentage distribution of employment in jobs by region of work, sex and type: 2019

Malta region



Females

- Females Full-time
- Females Part-time
- Females Part-time Primary
- Females Part-time Secondary

Males

- Males Full-time
- Males Part-time
- Males Part-time Primary
- Males Part-time Secondary

Gozo and Comino region

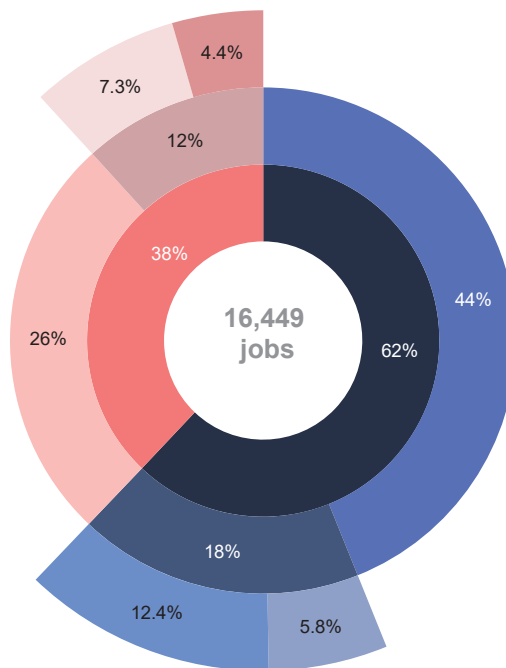
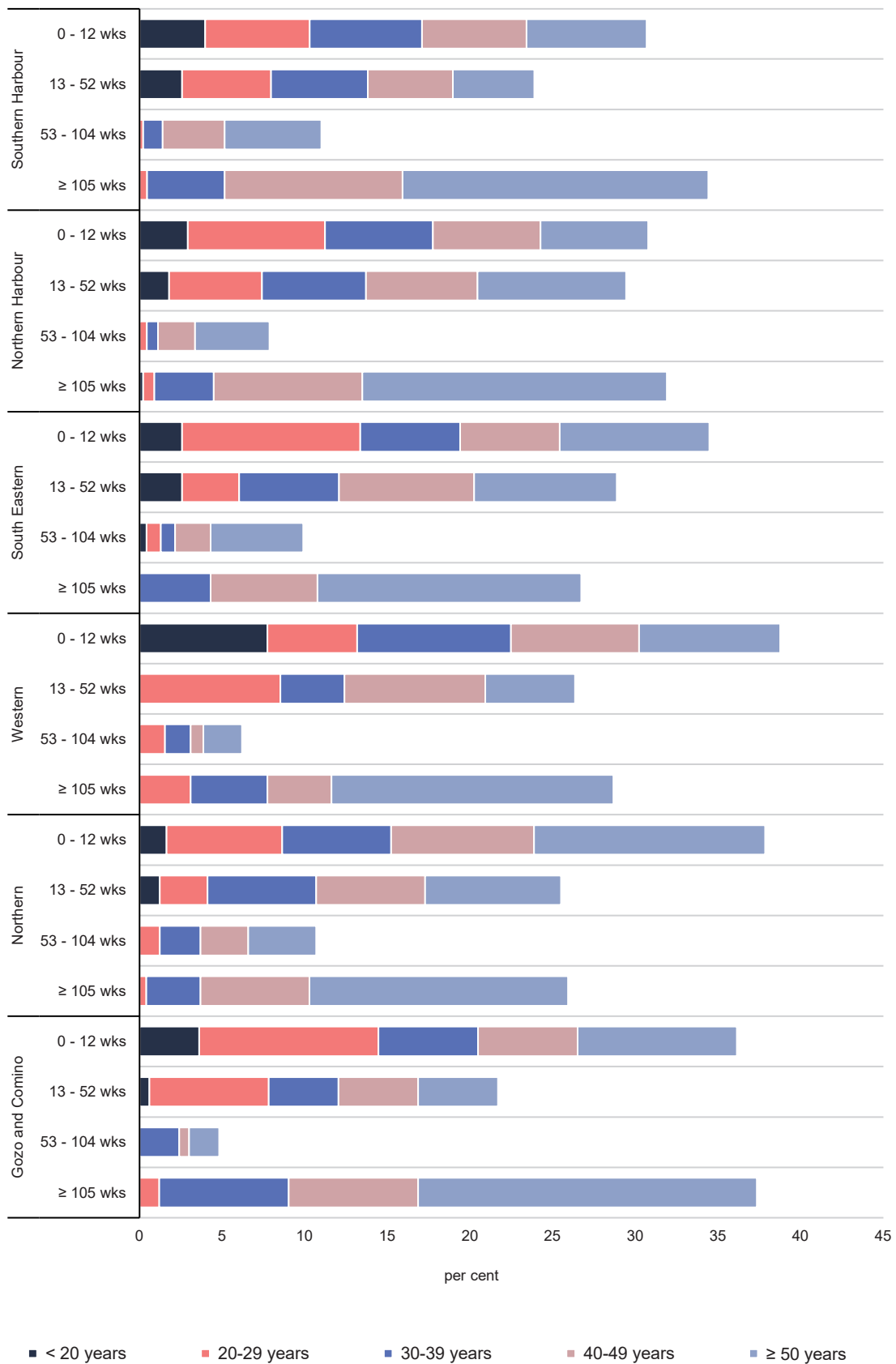


Chart 12. Percentage distribution of registered unemployed by district (LAU 1), age and duration of unemployment as at end December 2019



Methodological Notes:

1. All data in this News Release are in line with the European System of Accounts (ESA 2010) (ISBN 978-92-79-31242-7) and the manual on Regional Accounts Methods (ISBN 978-92-79-32357-7). The European System of National and Regional Accounts is an internationally compatible accounting framework for a systematic and detailed description of a total economy (whether this is a region, a country, or a group of countries), its components, and its relations with other total economies. Regional accounts are a regional specification of the corresponding accounts of the total economy.
2. The data provided in this release, including the relevant classifications, is based on administrative records held at Jobsplus and on the latest data published by the National Statistics Office i.e. News Release 110/2019 (issued on 12 July 2019) and News Release 116/2020 (issued on 15 July 2020). The information contained in this release may be subject to revision.
3. Full-time and part-time status is determined by the employer's declaration (or that made by a self-employed person) in the engagement form which is required to be sent to Jobsplus upon commencement of employment.
4.
 - a. Employment by **place of work** takes into account those persons who effectively work in the regions of Malta and Gozo and Comino respectively, irrespective of their locality/region of residence.
 - b. Employment by **place of residence** is based on employee residence as declared by the employer upon engagement with Jobsplus.
 - c. **Gozo and Comino residents Commuter Workers (employed persons)** is calculated using the following formula: Gozo and Comino Total employed persons by place of residence (Table 1) - Gozo and Comino Total employed persons by place of work (Table 2) - Maltese residents working in the Gozo and Comino region.
 - d. **Gozo and Comino residents Commuter Workers (full-time employment)** is calculated using the following formula: Gozo and Comino full-time employment by place of residence (Table 3) - Gozo and Comino full-time employment by place of work (Table 4) - Maltese residents working in the Gozo and Comino region.
5. Owing to a reclassification exercise carried out by Jobsplus, employers recruiting domestic workers for personal services (not as a commercial activity) have been transferred from NACE divisions 86 and 88 to NACE division 97. Within the latter division, a household employer is defined as a person who pays an individual to perform duties in or around his home. Household employees may include nannies, care workers and private nurses. This change came into effect from December 2017.
6. Registered Unemployed provides data on the number of persons actively seeking work through Jobsplus. The data includes Part I and Part II of the unemployment register:
 - a. **Part I of the unemployment register** includes new job seekers who have left school, re-entrants into the labour market and individuals who have been made redundant by their former employers.
 - b. **Part II of the unemployment register** includes workers who have been dismissed from work due to disciplinary action, left work out of their own free will, refused work or training opportunities or were struck off the register after an inspection by the Law Enforcement personnel.
7. Labour Supply comprises the full-time gainfully occupied population and the registered unemployed population.
8. **Statistical Regions and Districts of MALTA.**

The Nomenclature of Territorial Units for Statistics (NUTS) is a hierarchical classification which divides the economic territory of the European Union for the purpose of producing regional statistics that are comparable across the European Union (NUTS 1 to 3 levels). To meet the demand for statistics at a local level, Eurostat has created a system of Local Administrative Units (LAUs) that is compatible with NUTS.

NUTS 1	MALTA
NUTS 2	MALTA
NUTS 3	Malta Region Gozo and Comino Region

As indicated above NUTS 3 divides MALTA into two regions. In addition, LAU 1 divides MALTA into six districts and LAU 2 into 68 localities.
9. The industry classification of this news release is being published at NACE Rev. 2 at A*10/11.
10. References to this news release are to be cited appropriately.
11. A detailed news release calendar is available on:
https://nso.gov.mt/en/News_Releases/Release_Calendar/Pages/News-Release-Calendar.aspx