

19 May 2022 | 1100 hrs | 088/2022

In 2021, foreign students attending English language courses at local licensed English Language Teaching (ELT) schools numbered 27,853, equivalent to an increase of 68.9 per cent over 2020. The total number of student weeks for 2021 totalled 137,108 weeks.

Teaching English as a Foreign Language: 2021

The majority of students attending English language courses in Malta came from Italy (17.6 per cent), followed by France (14.9 per cent) and Poland (12.2 per cent). Overall, 76.3 per cent of total students originated from an EU country (Table 1).

The largest share of language students fell within the 18-25 age bracket, accounting for 27.1 per cent of the total students following ELT courses. Students aged 50 and over were in the minority and numbered 2,295. Female students outnumbered males, and accounted for 58.1 per cent of the entire ELT student population (Table 3).

July was the busiest month for local licensed ELT schools for courses attendance, accounting for 26.8 per cent of the annual total. June and October followed at 20.0 and 11.0 per cent respectively (Table 4).

The most popular course uptake in local licensed ELT schools was 'General English: Standard', whereby a total of 17,747 students, or 63.7 per cent opted for this course. This was followed by the 'Intensive English' course, with 21.5 per cent of total students (Table 5).

Foreign students enrolled in local licensed ELT schools spent a total of 137,108 weeks in Malta. The average number of student weeks during the year under review stood at 4.9 weeks (Table 7). With an average of 13.4 weeks, students from China recorded the highest number of student weeks, followed by Colombian and South Korean students with average student weeks at 12.1 and 11.2, respectively (Table 9). The number of tuition weeks in 2021 increased to 100,198 from 48,876 in 2020 (Chart 7).

In 2021, teaching and academic staff in local licensed ELT schools numbered 475, with the largest proportion (31.6 per cent) being in 55 and over age group. Female teachers accounted for 66.9 per cent of the total (Table 10). Non-teaching staff amounted to 384, of whom 71.4 per cent were employed on a full-time basis (Table 11) ■

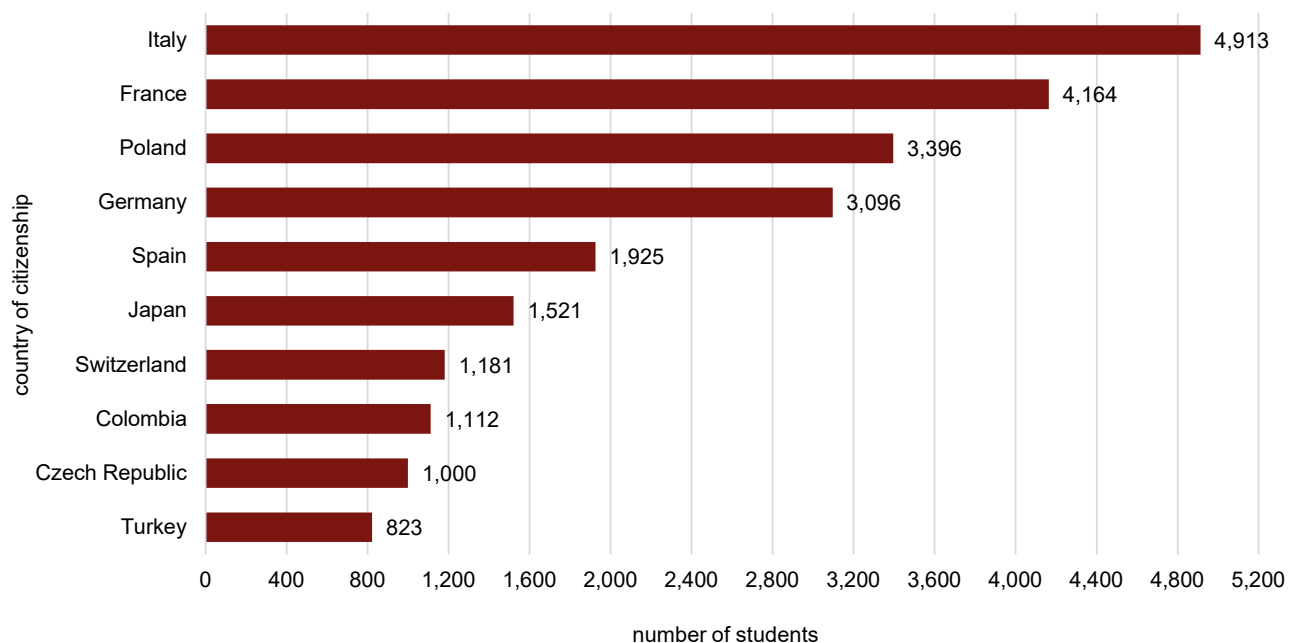
Statistics in this News Release should be interpreted in the context of the COVID-19 situation.

Table 1. Foreign students following courses¹ in local licensed ELT schools by year, sex and country of citizenship

Country of citizenship	2020			2021		
	Males	Females	Total	Males	Females	Total
Italy	724	891	1,615	2,200	2,713	4,913
France	728	1,032	1,760	1,826	2,338	4,164
Poland	259	662	921	914	2,482	3,396
Germany	1,071	1,690	2,761	1,474	1,622	3,096
Spain	563	707	1,270	807	1,118	1,925
Czech Republic	188	339	527	336	664	1,000
Belgium	69	79	148	289	317	606
Austria	272	339	611	134	163	297
Slovakia	49	59	108	104	180	284
Hungary	71	101	172	107	172	279
Other EU countries	138	373	511	421	870	1,291
Total EU	4,132	6,272	10,404	8,612	12,639	21,251
Japan	334	819	1,153	653	868	1,521
Switzerland	193	290	483	549	632	1,181
Colombia	379	475	854	507	605	1,112
Turkey	261	182	443	549	274	823
South Korea	123	216	339	173	356	529
Russia	211	360	571	61	116	177
Brazil	336	585	921	45	110	155
China	64	105	169	69	78	147
Chile	26	54	80	69	65	134
Ukraine	46	98	144	33	66	99
Other Non-EU countries	443	486	929	319	350	669
Total Non-EU	2,416	3,670	6,086	3,027	3,520	6,547
Unspecified	1	-	1	24	31	55
Total	6,549	9,942	16,491	11,663	16,190	27,853

¹ Some courses were held remotely in 2021.

Chart 1. Foreign students following courses¹ in local licensed ELT schools by the top 10 countries of citizenship: 2021



¹ Some courses were held remotely in 2021.

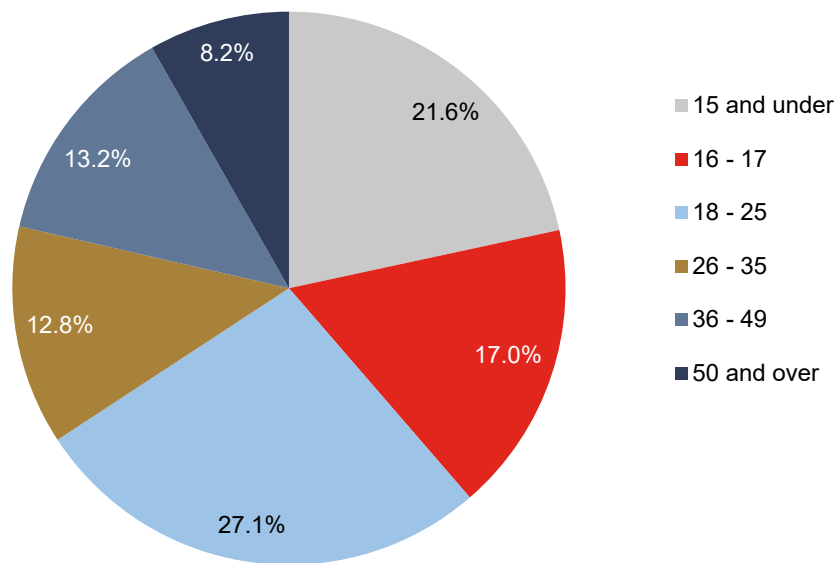
Table 2. Foreign students following courses¹ in local licensed ELT schools by age group and country of citizenship for the top 10 countries and other countries: 2021

Country of citizenship	Age group						Total
	15 and under	16-17	18-25	26-35	36-49	50 and over	
Italy	1,786	1,766	623	248	264	226	4,913
France	971	577	1,730	302	322	262	4,164
Poland	788	407	184	376	1,057	584	3,396
Germany	640	511	729	339	429	448	3,096
Spain	638	310	440	217	218	102	1,925
Japan	40	66	998	319	71	27	1,521
Switzerland	143	241	526	82	78	111	1,181
Colombia	8	64	390	462	170	18	1,112
Czech Republic	150	157	136	108	288	161	1,000
Turkey	14	24	428	249	82	26	823
Other countries ²	845	620	1,368	869	690	330	4,722
Total	6,023	4,743	7,552	3,571	3,669	2,295	27,853

¹ Some courses were held remotely in 2021.

² Includes unspecified country of citizenship.

Chart 2. Percentage distribution of foreign students following courses¹ in local licensed ELT schools by age group: 2021



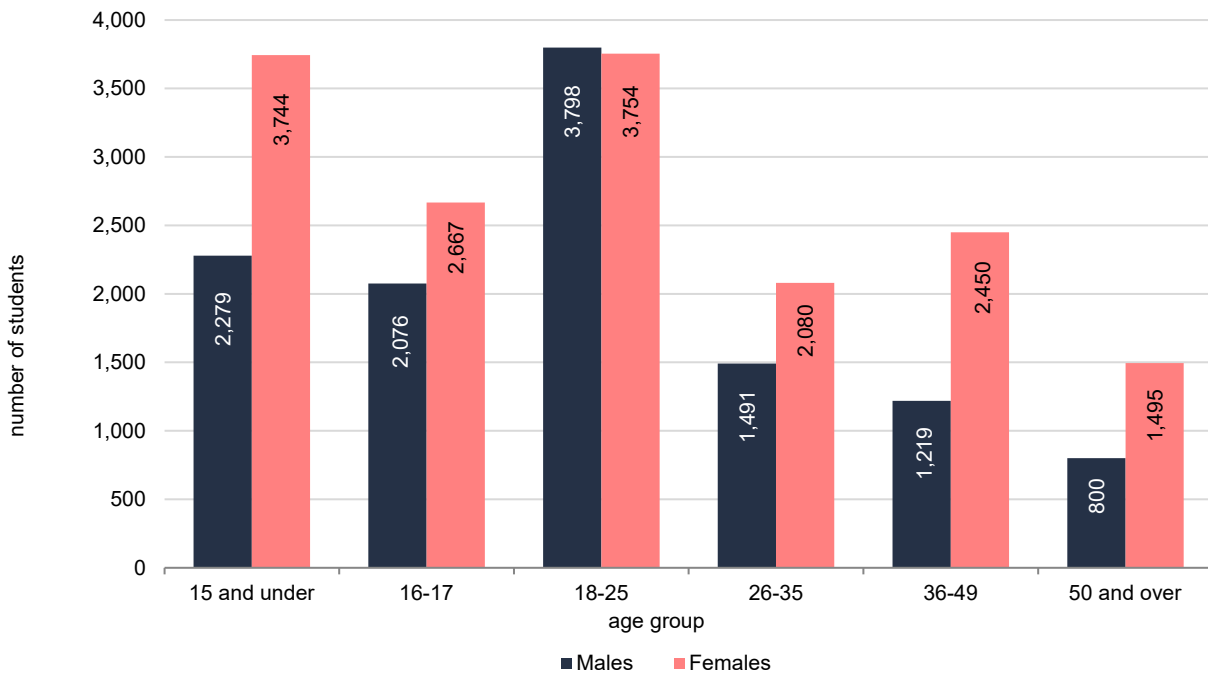
¹ Some courses were held remotely in 2021.

Table 3. Foreign students following courses¹ in local licensed ELT schools by year, sex and age group

Age group	2020	2021	Change	Percentage change
	Males			
15 and under	1,396	2,279	883	63.3
16-17	835	2,076	1,241	148.6
18-25	1,824	3,798	1,974	108.2
26-35	1,179	1,491	312	26.5
36-49	877	1,219	342	39.0
50 and over	438	800	362	82.6
Total	6,549	11,663	5,114	78.1
	Females			
15 and under	2,084	3,744	1,660	79.7
16-17	1,360	2,667	1,307	96.1
18-25	2,532	3,754	1,222	48.3
26-35	1,786	2,080	294	16.4
36-49	1,429	2,450	1,021	71.4
50 and over	751	1,495	744	99.1
Total	9,942	16,190	6,248	62.8
	Total			
15 and under	3,480	6,023	2,543	73.1
16-17	2,195	4,743	2,548	116.1
18-25	4,356	7,552	3,196	73.4
26-35	2,965	3,571	606	20.4
36-49	2,306	3,669	1,363	59.1
50 and over	1,189	2,295	1,106	93.0
Total	16,491	27,853	11,362	68.9

¹ Some courses were held remotely in 2021.

Chart 3. Foreign students following courses¹ in local licensed ELT schools by age group and sex: 2021



¹ Some courses were held remotely in 2021.

Table 4. Foreign students following courses¹ in local licensed ELT schools by year, sex and month²

Month	2021
	Males
January	606
February	391
March	396
April	378
May	566
June	2,132
July	2,856
August	933
September	923
October	1,241
November	633
December	257
Remote learning	351
Total	11,663
	Females
January	590
February	459
March	389
April	448
May	606
June	3,291
July	4,427
August	1,559
September	1,233
October	1,733
November	829
December	280
Remote learning	345
Total	16,190
	Total
January	1,196
February	850
March	785
April	826
May	1,172
June	5,423
July	7,283
August	2,492
September	2,156
October	2,974
November	1,462
December	537
Remote learning	696
Total	27,853

¹ Some courses were held remotely in 2021.

² Refer to methodological note 4.

Table 5. Foreign students following courses¹ in local licensed ELT schools by type of course and country of citizenship: 2021

Country of citizenship	Type of course					Total
	General English: Standard	General English: Small	Intensive English	English specific purposes ²	Other ³	
Italy	3,850	10	583	192	278	4,913
France	2,412	81	1,324	112	235	4,164
Poland	2,104	43	412	257	580	3,396
Germany	1,546	53	1,005	126	366	3,096
Spain	1,413	2	317	34	159	1,925
Japan	921	117	369	13	101	1,521
Switzerland	598	26	399	8	150	1,181
Colombia	780	14	222	22	74	1,112
Czech Republic	589	18	200	38	155	1,000
Turkey	699	11	64	9	40	823
Belgium	307	5	256	5	33	606
South Korea	318	37	107	13	54	529
Austria	222	-	45	15	15	297
Slovakia	153	1	69	5	56	284
Hungary	141	1	52	25	60	279
Sweden	222	-	24	2	7	255
Netherlands	111	1	88	16	10	226
Denmark	173	1	29	1	1	205
Russia	96	1	29	10	41	177
Portugal	84	-	67	-	10	161
Other countries ⁴	1,008	27	321	102	245	1,703
Total	17,747	449	5,982	1,005	2,670	27,853

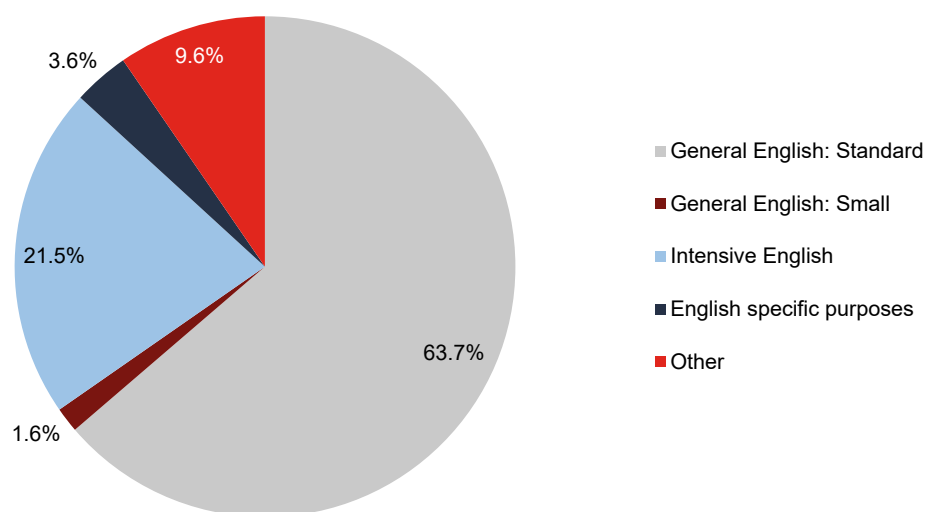
¹ Some courses were held remotely in 2021.

² Includes business English.

³ Includes exam preparation courses, one-to-one lessons, combination of courses, and other courses.

⁴ Includes unspecified country of citizenship.

Chart 4. Percentage distribution of foreign students following courses¹ in local licensed ELT schools by type of course: 2021



¹ Some courses were held remotely in 2021.

Notes:

1. English specific purposes courses include business English.

2. 'Other' includes exam preparation courses, one-to-one lessons, combination of courses, and other courses.

3. Totals may not add up due to rounding.

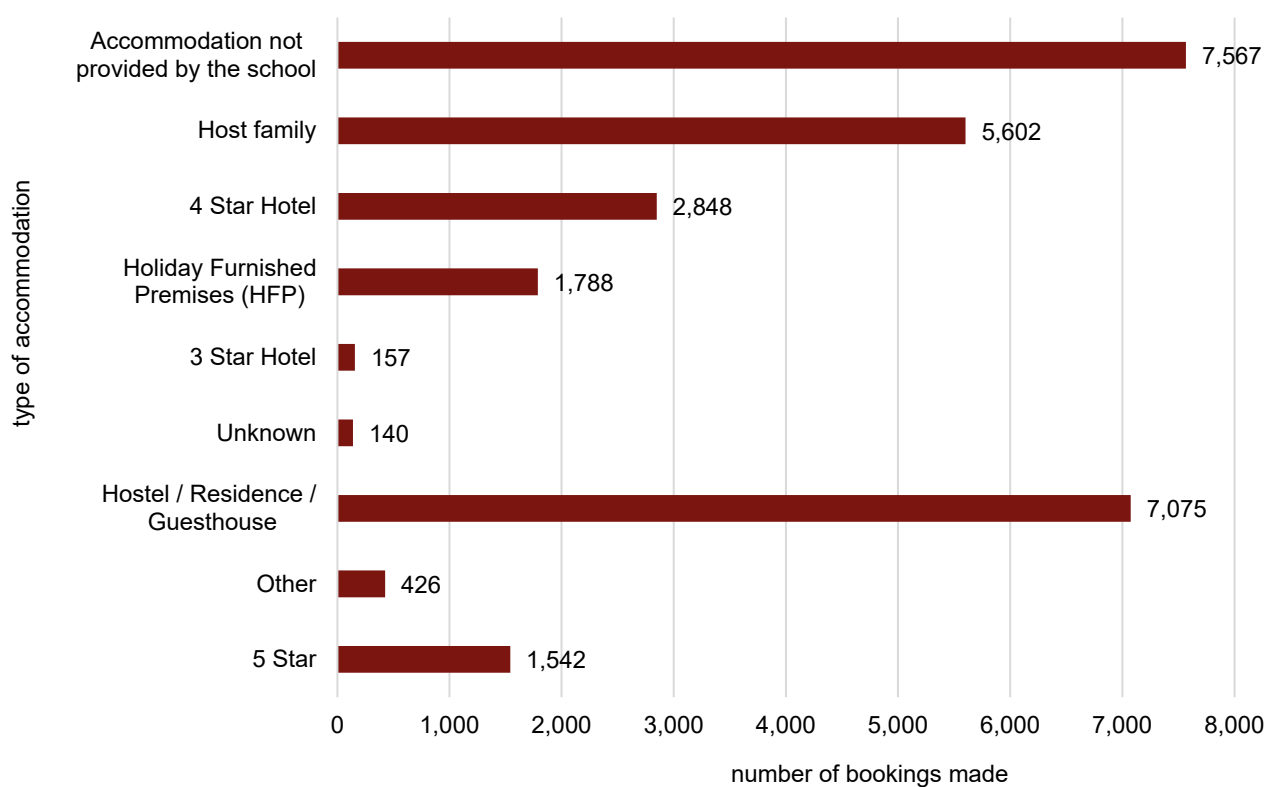
Table 6. Foreign students following courses¹ in local licensed ELT schools by sex and type of accommodation: 2021

Type of accommodation	Males	Females	Total ²
Hotel	2,042	2,505	4,547
5 Star	644	898	1,542
4 Star	1,305	1,543	2,848
3 Star	93	64	157
Hostel / Residence / Guesthouse	2,645	4,430	7,075
Host family	2,597	3,005	5,602
Holiday Furnished Premises (HFP)	709	1,079	1,788
Accommodation not provided by the school	2,991	4,576	7,567
Other	266	160	426
Unknown	61	79	140
Total	11,311	15,834	27,145

¹ Some courses were held remotely in 2021.

² Refers to bookings made.

Chart 5. Foreign students following courses¹ in local licensed ELT schools by type of accommodation: 2021



¹ Some courses were held remotely in 2021.

Table 7. Number of student weeks by sex, year and month¹

Month	Number of student weeks			Average number of student weeks per student ²		
	Males	Females	Total	Males	Females	Total
	2021					
January	6,442	7,031	13,473	10.6	11.9	11.3
February	4,267	6,837	11,104	10.9	14.9	13.1
March	4,135	4,388	8,523	10.4	11.3	10.9
April	4,407	4,927	9,334	11.7	11.0	11.3
May	4,432	4,951	9,383	7.8	8.2	8.0
June	8,086	11,810	19,896	3.8	3.6	3.7
July	8,804	15,032	23,837	3.1	3.4	3.3
August	3,645	5,652	9,297	3.9	3.6	3.7
September	4,762	6,442	11,205	5.2	5.2	5.2
October	5,860	6,835	12,695	4.7	3.9	4.3
November	2,239	2,629	4,868	3.5	3.2	3.3
December	478	569	1,048	1.9	2.0	2.0
Remote learning	1,280	1,164	2,444	3.6	3.4	3.5
Total	58,839	78,268	137,108	5.0	4.8	4.9

¹ Refer to methodological note 4.

² Based on student figures as presented in Table 4.

Note: Totals may not add up due to rounding.

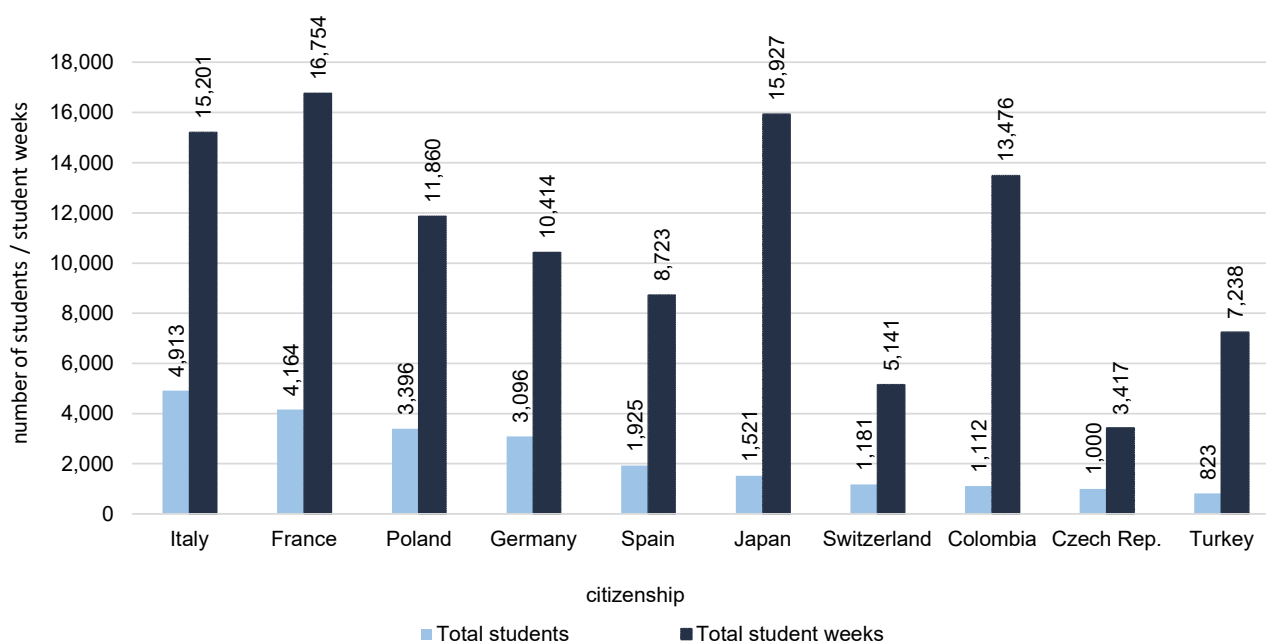
Table 8. Number of student weeks by age group and country of citizenship: 2021

Country of citizenship	Age group						Total
	15 and under	16-17	18-25	26-35	36-49	50 and over	
Italy	4,395	4,359	2,608	1,330	1,281	1,228	15,201
France	2,081	2,271	9,468	1,419	842	674	16,754
Poland	1,594	1,246	1,071	1,641	4,180	2,130	11,860
Germany	2,621	2,223	2,281	939	1,112	1,238	10,414
Spain	1,529	953	2,727	1,797	1,160	556	8,723
Japan	371	676	10,886	3,250	605	139	15,927
Switzerland	385	899	2,835	385	234	403	5,141
Colombia	63	542	4,586	6,018	2,111	155	13,476
Czech Republic	326	388	591	441	1,119	551	3,417
Turkey	75	152	3,952	2,275	681	104	7,238
Belgium	619	651	1,275	198	98	57	2,898
South Korea	54	43	2,513	2,181	891	265	5,948
Austria	293	153	174	97	124	47	888
Slovakia	160	432	331	106	235	85	1,349
Hungary	132	137	171	72	326	291	1,129
Sweden	438	80	99	54	89	38	798
Netherlands	17	238	514	20	17	32	838
Denmark	338	121	37	12	3	27	539
Russia	38	67	382	547	251	108	1,394
Portugal	5	17	489	189	53	30	784
Other countries ¹	1,061	570	2,839	4,911	2,469	539	12,389
Total	16,596	16,218	49,829	27,887	17,883	8,696	137,108

¹ Includes unspecified country of citizenship.

Note: Totals may not add up due to rounding.

Chart 6. Number of foreign students and student tuition weeks by the top 10 countries of citizenship: 2021



Note: Totals may not add up due to rounding.

Table 9. Number of student weeks by sex and country of citizenship: 2021

Country of citizenship	Number of student weeks			Average number of student weeks per student ¹		
	Males	Females	Total	Males	Females	Total
Italy	6,506	8,695	15,201	3.0	3.2	3.1
France	7,755	8,999	16,754	4.2	3.8	4.0
Poland	3,046	8,814	11,860	3.3	3.6	3.5
Germany	5,092	5,322	10,414	3.5	3.3	3.4
Spain	3,889	4,834	8,723	4.8	4.3	4.5
Czech Republic	1,079	2,338	3,417	3.2	3.5	3.4
Belgium	1,422	1,477	2,898	4.9	4.7	4.8
Austria	373	515	888	2.8	3.2	3.0
Slovakia	523	826	1,349	5.0	4.6	4.8
Hungary	467	662	1,129	4.4	3.8	4.0
Other EU countries	1,523	2,836	4,358	3.6	3.3	3.4
EU Total	31,675	45,318	76,992	3.7	3.6	3.6
Japan	7,074	8,853	15,927	10.8	10.2	10.5
Switzerland	2,330	2,811	5,141	4.2	4.4	4.4
Colombia	6,115	7,361	13,476	12.1	12.2	12.1
Turkey	4,792	2,446	7,238	8.7	8.9	8.8
South Korea	1,986	3,962	5,948	11.5	11.1	11.2
Russia	413	981	1,394	6.8	8.5	7.9
Brazil	288	781	1,069	6.4	7.1	6.9
China	663	1,308	1,971	9.6	16.8	13.4
Chile	691	759	1,449	10.0	11.7	10.8
Ukraine	251	444	694	7.6	6.7	7.0
Other Non-EU countries	2,435	3,141	5,576	7.6	9.0	8.3
Non-EU Total	27,039	32,846	59,885	8.9	9.3	9.1
Unspecified	126	104	230	5.3	3.4	4.2
Total	58,839	78,268	137,108	5.0	4.8	4.9

¹ Based on student figures as presented in Table 1.

Note: Totals may not add up due to rounding.

Chart 7. Number of foreign students and tuition weeks: 2020 and 2021

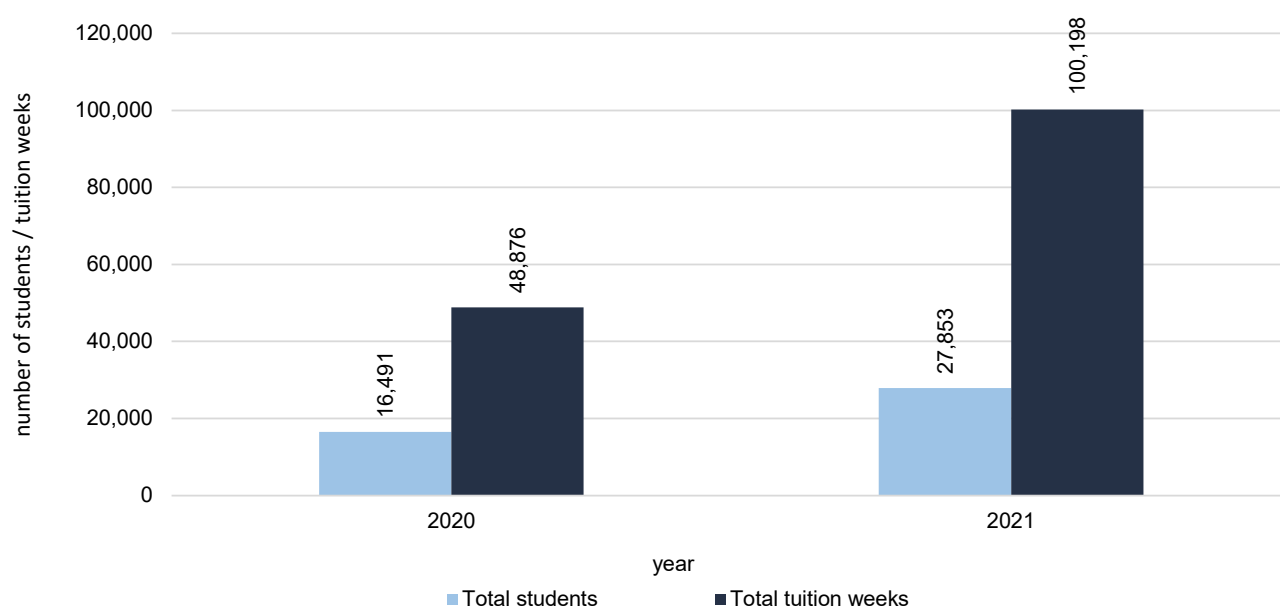


Table 10. Staff¹ employed in local licensed ELT schools by sex, type of employment and age group: 2021

Age group	Males	Females	Total
	Teaching/Academic staff		
16-17	-	1	1
18-24	30	62	92
25-34	39	55	94
35-44	23	47	70
45-54	26	42	68
55 and over	39	111	150
Total	157	318	475
	Non-teaching staff		
16-17	3	6	9
18-24	50	60	110
25-34	40	67	107
35-44	28	42	70
45-54	21	31	52
55 and over	22	12	34
Total	164	218	382
			Total
16-17	3	7	10
18-24	80	122	202
25-34	79	122	201
35-44	51	89	140
45-54	47	73	120
55 and over	61	123	184
Total	321	536	857

¹ Refer to methodological note 5.

Note: For type of employment, teaching and non-teaching staff definitions see methodological note 8.

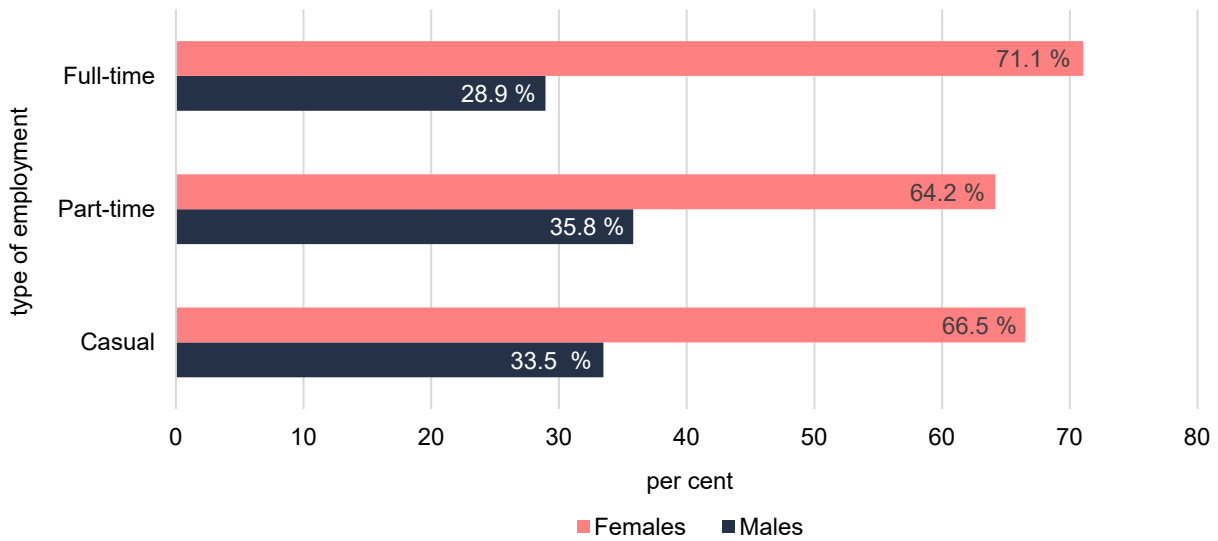
Table 11. Staff¹ in local licensed ELT schools by sex and type of employment: 2021

Type of employment	Teaching/Academic staff			Non-teaching staff			Total		
	Males	Females	Total	Males	Females	Total	Males	Females	Total
Full-time	33	81	114	112	162	274	145	243	388
Part-time	48	86	134	30	27	57	78	113	191
Casual	76	151	227	23	30	53	99	181	280
Total	157	318	475	165	219	384	322	537	859

¹ Refer to methodological note 5.

Note: For type of employment, teaching and non-teaching staff definitions see methodological note 8.

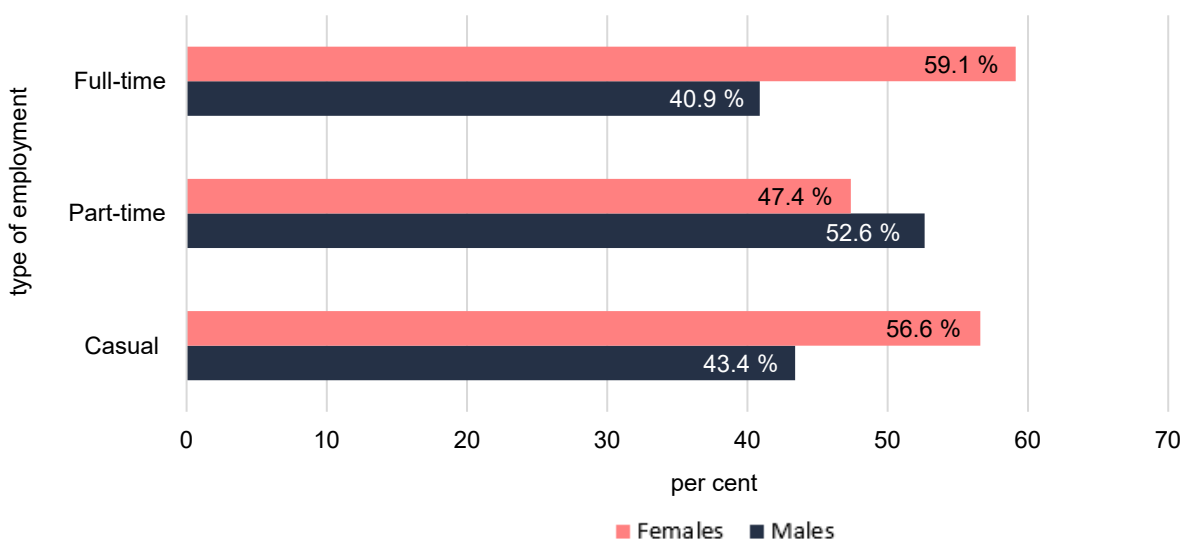
Chart 8. Percentage distribution of teaching/academic staff¹ in local licensed ELT schools by sex and type of employment: 2021



¹ Refer to methodological note 5.

Note: For type of employment, teaching and non-teaching staff definitions see methodological note 8.

Chart 9. Percentage distribution of non-teaching staff¹ in local licensed ELT schools by sex and type of employment: 2021



¹ Refer to methodological note 5.

Note: For type of employment, teaching and non-teaching staff definitions see methodological note 8.

Methodological Notes:

1. Data used in this News Release is based on information collected by the Ministry for Education, Sport, Youth, Research and Innovation which was subsequently analysed by NSO.
2. Data was collected by the ELT Council during the period December 2021-February 2022. All local licensed English Language Teaching (ELT) schools operating in 2020 responded to this questionnaire. A full list of ELT schools can be accessed at: <https://eltcouncil.gov.mt/wp-content/uploads/2022/05/List-of-Schools-1.pdf>
3. Breakdowns by country are based on the students' citizenship as provided by the student. Thus, figures for foreign citizens are not directly comparable to other tourism figures published by the NSO.
4. In 2021, following disruptions and unprecedented scenarios due to COVID-19, foreign students attended both physical courses in Malta, as well as online courses.
5. For the scope of this release 'teaching/academic staff' includes all ELT permit holders. Staff employed with different schools carrying out the same role are counted once.
6. Figures on type of course followed and type of accommodation cannot be compared with data of previous years due to methodological enhancements held in 2020.
7. Due to the COVID-19 situation, the following tourism-related chronology of events in 2020 happened in Malta:

28th February	People flying in from Italy, China (including Hong Kong), Singapore, Japan, Iran, South Korea from 26th February onwards needed to stay in quarantine for 14 days upon arrival.
8th March	Flights from/to Milan were suspended.
10th March	Flights from/to Italy were suspended.
10th March	The last cruise liner call.
11th March	Flights from/to France, Switzerland, Germany and Spain, were suspended.
11th March	People flying in from France, Switzerland, Germany and Spain, needed to stay in quarantine for 14 days upon arrival.
13th March	All people flying in from all destinations needed to stay in quarantine for 14 days upon arrival.
18th March	The last Virtu' Ferries service for passengers between Malta and Sicily.
21st March	All flights from/to all destinations were suspended.
1st July	Re-opening of Malta International Airport. The first group of destinations that reopened for travel comprised: Germany, Austria, Italy, France, Spain, Poland, Cyprus, Switzerland, Iceland, Slovakia, Norway, Denmark, Hungary, Finland, Ireland, Lithuania, Latvia, Estonia, Luxembourg, Czech Republic, Greece and Croatia.
15th July	Restrictions on all other flight destinations were lifted.
21st August	First cruise liner call since March 2020.

Sources: Malta Tourism Authority, Virtu' Ferries, Transport Malta and Valletta Cruise Port.

8. Definitions:

ELT schools refer to institutions which provide English-related courses for foreign students. More information can be accessed at: <https://eltcouncil.gov.mt/>

Teaching/Academic staff refer to professional personnel directly involved in teaching students, including teachers, assistant teachers, ELT instructors and other ELT permit holders.

Non-Teaching staff refer to persons employed by educational institutions who have no instructional responsibilities, and do not hold an ELT permit. Examples are school management staff, front office staff, group leaders, administration staff, sales, marketing and reservations staff.

Full-time employment: includes employed persons on a full-time basis.

Part-time employment: includes employed persons whose normal hours are less than those of comparable full-time workers.

Casual employment: includes temporary workers, working irregular hours, who are employed on a part-time basis.

9. Number of student weeks by foreign students is calculated as follows:

$$\frac{\text{total number of days}}{7}$$

10. Average number of student weeks per student is calculated as follows:

$$\frac{\text{total number of weeks}}{\text{total number of students}}$$

11. Previous TEFL news releases may be accessed at:

https://nso.gov.mt/en/News_Releases/View_by_Unit/Unit_C3/Tourism_Statistics/Pages/Teaching-English-as-a-Foreign-Language.aspx

12. References to this news release are to be cited appropriately.