

17 June 2022 | 1300 hrs | 108/2022

A total of 1,517 applications for international protection were received by the International Protection Agency during 2021, a decrease of 38.9 per cent over the preceding year.

## **World Refugee Day: 20 June 2022** (Reference year 2021)

### **Boat arrivals and applications for international protection**

During 2021, 17 boat landings were recorded in Malta, with 838 persons being brought to Maltese shores (including persons air lifted at sea), a decrease of 63.3 per cent when compared to 2020 (Table 1). The majority of persons brought to shore (81.0 per cent) were citizens of African countries while the remaining 19.0 per cent were citizens of Asian countries (Table 2). July saw the highest recorded number of persons being brought to shore, 164 individuals, followed by arrivals in October and December, at 143 and 134 individuals, respectively (Table 3).

A total of 1,517 applications for asylum were lodged with the International Protection Agency (IPA) during 2021 – a decrease of 38.9 per cent over the previous year (Table 4). When analysing asylum applications per million resident population across the Member States within the European Union (EU), Malta had the third highest rate per capita after Cyprus and Austria (Chart 3). Most of the applicants were citizens of African countries (73.6 per cent) with the largest proportion of the total applicants being Sudanese citizens (13.9 per cent). This was followed by relatively similar proportions for Syrian and Eritrean citizens, at 13.0 per cent and 11.3 per cent, respectively. A large proportion of the applicants (67.4 per cent) were males aged between 18 and 34 (Table 5).

### **Decisions on applications for international protection and appeals**

During 2021, the IPA processed a total of 809 applications; 22.2 per cent were granted a positive decision at first instance, while the remaining applications were rejected (77.8 per cent) (Table 7). When compared to the other EU Member States, this ranks Malta fourth lowest with respect to the share of positive first decisions on applications in 2021. Ireland had the highest share of positive first decisions at 94.4 per cent with Slovenia having the lowest share of positive decisions at 9.7 per cent (Chart 4). Of all the applicants granted a form of protection status at first instance during 2021, 38.9 per cent were of Eritrean citizenship followed by Syrian and Libyan citizens at 26.1 per cent and 20.0 per cent, respectively (Table 8).

A total of 730 appeals on first instance decisions were filed with the International Protection Appeals Tribunal in 2021, which is comparable to the previous year (Table 9). During 2021, the International Protection Appeals Tribunal processed 605 appeals, all of which were rejected (Table 10). Within the EU, Malta, Luxembourg, and Portugal rejected all the appeals on first decisions processed within their country in 2021. Hungary reported 0 final instance decisions taken on appeals in 2021 (Chart 6).

At the end of 2021, there were 4,013 pending decisions on applications for asylum, a decrease of 21.9 per cent from the previous year. Of these pending decisions, 3,262 were pending a first decision from the IPA and 751 were pending the final decision on appeals filed with the International Protection Appeals Tribunal (Table 11). Of the individuals awaiting a decision, 17.3 per cent were Sudanese citizens (Table 12).

### **Open centres and resettlement, return and relocation programmes**

A total of 829 persons were registered residents at open centres at the end of 2021, a decrease of 52.5 per cent when compared to the preceding year. The majority of persons registered as residents of open centres were residing in Hal Far (87.9 per cent) (Table 13). Most of the residents were males at 75.9 per cent (Table 14). Eritrean citizens made up the highest share of residents at 20.7 per cent, followed by equal shares of Sudanese and Syrian citizens, both at 14.4 per cent (Table 15).

During the year under review, 238 persons were relocated from Malta to another EU+ country, while 10 persons were resettled from Malta to a country outside of EU+ States. A further 40 persons benefitted from assisted voluntary return programmes and were returned to their country of origin (Table 16) ■

**Table 1. Boats arriving in Malta with irregular immigrants by year**

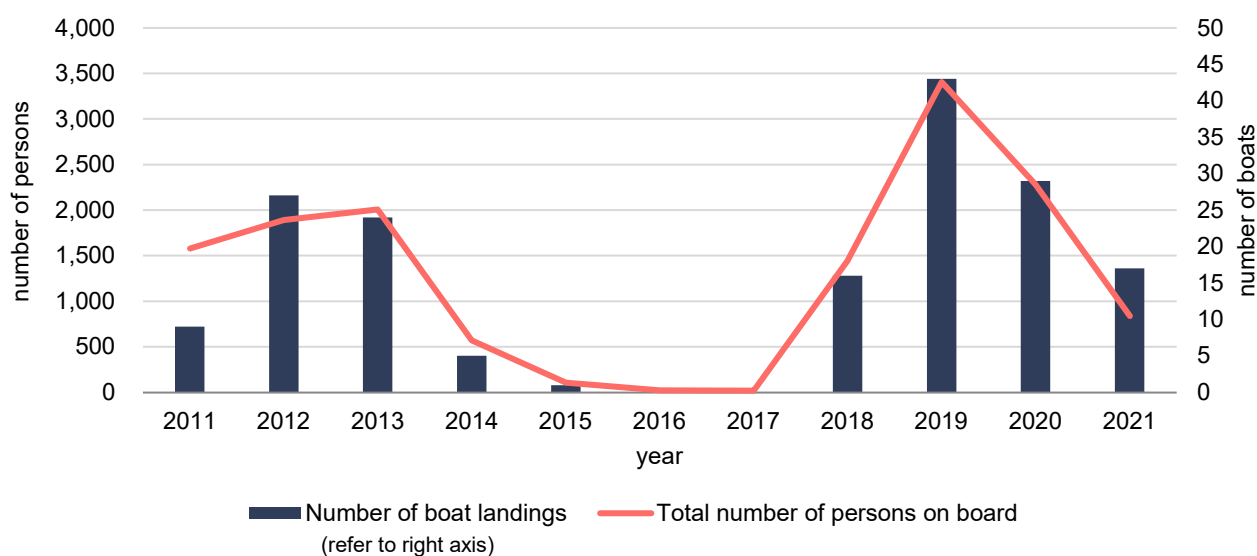
Year	Number of boat landings <sup>1</sup>	Total number of persons brought to shore <sup>2</sup>
2011	9	1,579
2012	27	1,890
2013	24	2,008
2014	5	569
2015	1	106
2016	-	24
2017	-	20
2018	16	1,445
2019	43	3,405
2020	29	2,281
2021	17	838

<sup>1</sup> Figures refer to number of boat landings and may include landings involving more than one boat.

<sup>2</sup> Figures regarding irregular immigrants arriving by boat also include persons who were airlifted and evacuated when found at sea.

Source: Police General Headquarters - Immigration Section

**Chart 1. Boats arriving in Malta with irregular immigrants<sup>1</sup>**



<sup>1</sup> Figures refer to number of boat landings and may include landings involving more than one boat. They also include persons who were airlifted and evacuated when found at sea.

Source: Police General Headquarters - Immigration Section

**Table 2. Irregular immigrants arriving by boat<sup>1</sup> by country of nationality**

Country of nationality	Number	% total
<b>Africa</b>	<b>679</b>	<b>81.0</b>
Chad	14	1.7
Cote d'Ivoire	37	4.4
Egypt	96	11.5
Eritrea	220	26.3
Gambia	23	2.7
Ghana	16	1.9
Guinea	14	1.7
Libya	24	2.9
Mali	26	3.1
Morocco	25	3.0
Nigeria	17	2.0
Senegal	17	2.0
South Sudan	14	1.7
Sudan	100	11.9
Other African nationalities	36	4.3
<b>Asia</b>	<b>159</b>	<b>19.0</b>
Bangladesh	10	1.2
Palestine	10	1.2
Syria	134	16.0
Other Asian nationalities	5	0.6
<b>Total</b>	<b>838</b>	<b>100.0</b>

<sup>1</sup> Figures regarding irregular immigrants arriving by boat also include persons who were airlifted and evacuated when found at sea.

Source: Police General Headquarters - Immigration Section

**Table 3. Number of boats arriving in Malta with irregular immigrants by month**

Month	Number of boat landings <sup>1</sup>	Total number of persons brought to shore <sup>2</sup>
January	-	-
February	2	65
March	-	-
April	1	14
May	2	74
June	1	97
July	3	164
August	2	56
September	-	-
October	2	143
November	2	91
December	2	134
<b>Total</b>	<b>17</b>	<b>838</b>

<sup>1</sup> Figures refer to number of boat landings and may include landings involving more than one boat.

<sup>2</sup> Figures regarding irregular immigrants arriving by boat also include persons who were airlifted and evacuated when found at sea.

Source: Police General Headquarters - Immigration Section

**Table 4. Total number of asylum applications filed with the International Protection Agency by year**

Year	Number of applications	Annual % change
2011	1,891	974.4
2012	2,080	10.0
2013	2,246	8.0
2014	1,352	-39.8
2015	1,844	36.4
2016	1,928	4.6
2017	1,839	-4.6
2018	2,131	15.9
2019	4,090	91.9
2020	2,482	-39.3
2021	1,517	-38.9

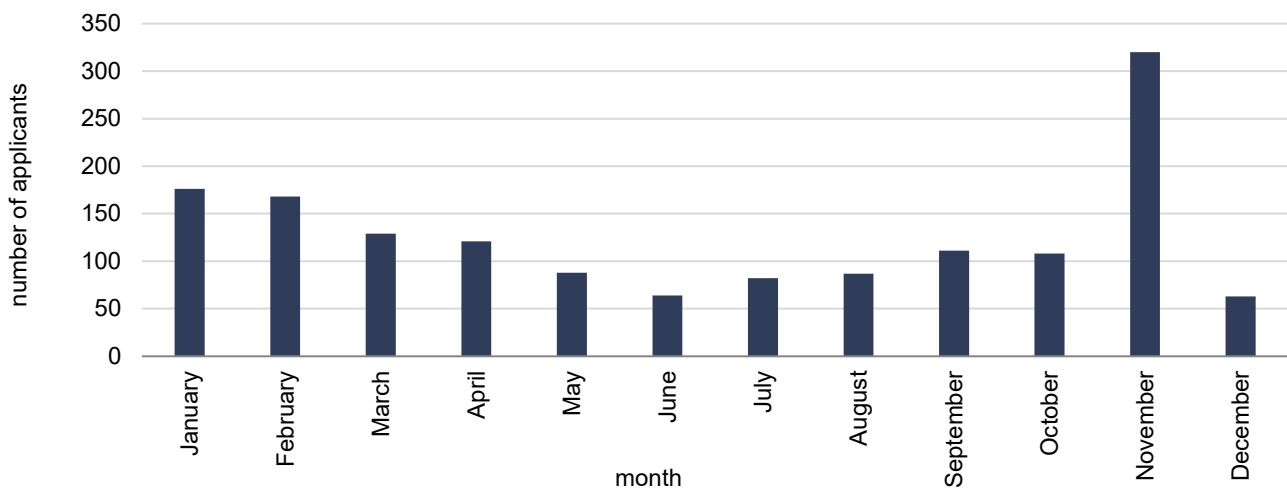
Notes:

1. The International Protection Agency's (IPA) premises was closed between 13 March 2020 and 17 May 2020 due to the COVID-19 lockdown. However, IPA was still receiving requests to set an appointment to lodge an application.

2. Table on total number of asylum applications by month is available in the excel version of this news release (Table 4a).

Source: International Protection Agency (IPA)

**Chart 2. Total number of asylum applications filed with the International Protection Agency by month**



Source: International Protection Agency (IPA)

**Table 5. Total number of asylum applications filed with the International Protection Agency by sex, country of citizenship and age**

<b>Country of citizenship</b>	<b>Males</b>	<b>Females</b>	<b>Total</b>
<b>Europe</b>	<b>19</b>	<b>13</b>	<b>32</b>
Ukraine	11	9	20
Other European countries	8	4	12
<b>Africa</b>	<b>977</b>	<b>139</b>	<b>1,116</b>
Chad	22	-	22
Egypt	45	1	46
Eritrea	145	27	172
Ethiopia	16	8	24
Gambia	91	1	92
Ghana	28	4	32
Guinea	30	6	36
Ivory Coast	30	10	40
Libya	71	21	92
Mali	25	-	25
Morocco	22	3	25
Nigeria	42	18	60
Senegal	36	-	36
Somalia	118	28	146
South Sudan	18	-	18
Sudan	204	7	211
Other African countries	34	5	39
<b>America</b>	<b>18</b>	<b>22</b>	<b>40</b>
Colombia	8	5	13
Venezuela	7	15	22
Other American countries	3	2	5
<b>Asia</b>	<b>244</b>	<b>84</b>	<b>328</b>
Bangladesh	54	-	54
Georgia	10	2	12
Pakistan	22	1	23
Palestine	9	6	15
Syria	131	66	197
Other Asian countries	18	9	27
<b>Stateless</b>	<b>1</b>	<b>-</b>	<b>1</b>
<b>Total</b>	<b>1,259</b>	<b>258</b>	<b>1,517</b>
<b>Age</b>	<b>Males</b>	<b>Females</b>	<b>Total</b>
0-17	88	88	176
18-34	1,022	121	1,143
35 or more	149	49	198
<b>Total</b>	<b>1,259</b>	<b>258</b>	<b>1,517</b>

Source: International Protection Agency (IPA)

**Table 6. Total asylum applications by EU<sup>1</sup> reporting country**

Reporting country	Total asylum applications		
	Absolute <sup>2</sup> (rounded)	Per million population <sup>3</sup>	Share in EU <sup>1</sup> total (%)
Austria	38,640	4,325.7	6.1
Belgium	25,035	2,164.5	4.0
Bulgaria	11,000	1,590.4	1.7
Croatia	2,935	727.1	0.5
Cyprus	13,670	15,256.6	2.2
Czechia	1,410	131.8	0.2
Denmark	2,100	359.6	0.3
Estonia	80	60.1	0.0
Finland	2,540	459.0	0.4
France	120,705	1,784.1	19.1
Germany	190,615	2,292.3	30.2
Greece	28,355	2,655.3	4.5
Hungary	40	4.1	0.0
Ireland	2,650	529.3	0.4
Italy	53,140	897.1	8.4
Latvia	615	324.8	0.1
Lithuania	3,940	1,409.3	0.6
Luxembourg	1,410	2,221.4	0.2
Malta	1,515	2,935.5	0.2
Netherlands	26,555	1,519.6	4.2
Poland	7,810	206.4	1.2
Portugal	1,540	149.5	0.2
Romania	9,585	499.2	1.5
Slovakia	370	67.8	0.1
Slovenia	5,300	2,513.1	0.8
Spain	65,315	1,378.0	10.4
Sweden	14,030	1,351.7	2.2

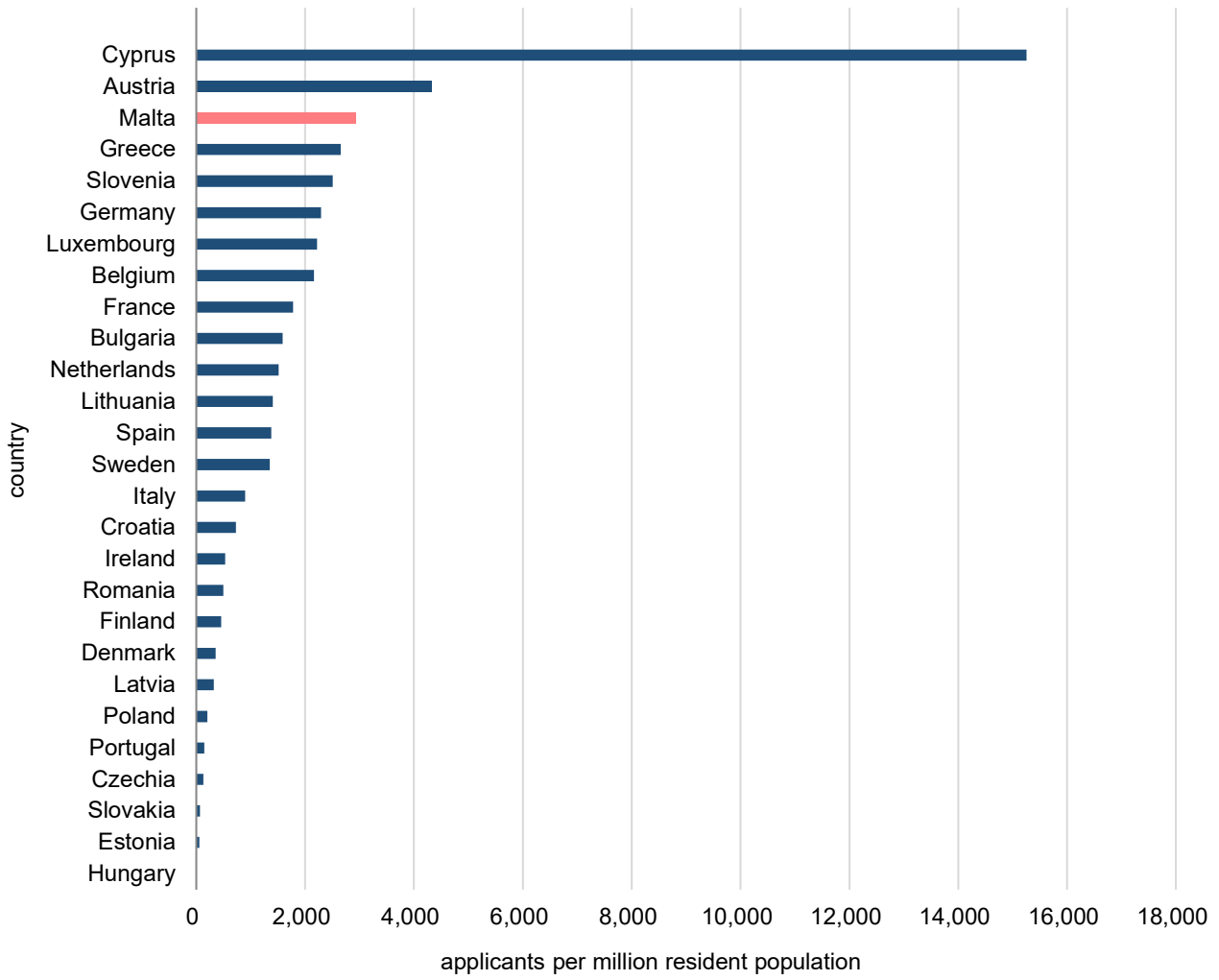
<sup>1</sup> EU refers to EU27 excluding the United Kingdom.

<sup>2</sup> Data disseminated by Eurostat is rounded to the nearest 5. Source: Eurostat online database table [migr\_asyappctza] - extracted on 25.05.2022.

<sup>3</sup> Source: Eurostat online database table[demo\_pjan] - extracted on 25.05.2022 based on Population as at 1 January 2021.

Note: Totals across different tables may not add up due to rounding.

Chart 3. Total asylum applications by EU reporting country per million population



**Table 7. Asylum first instance decisions taken by the International Protection Agency by year**

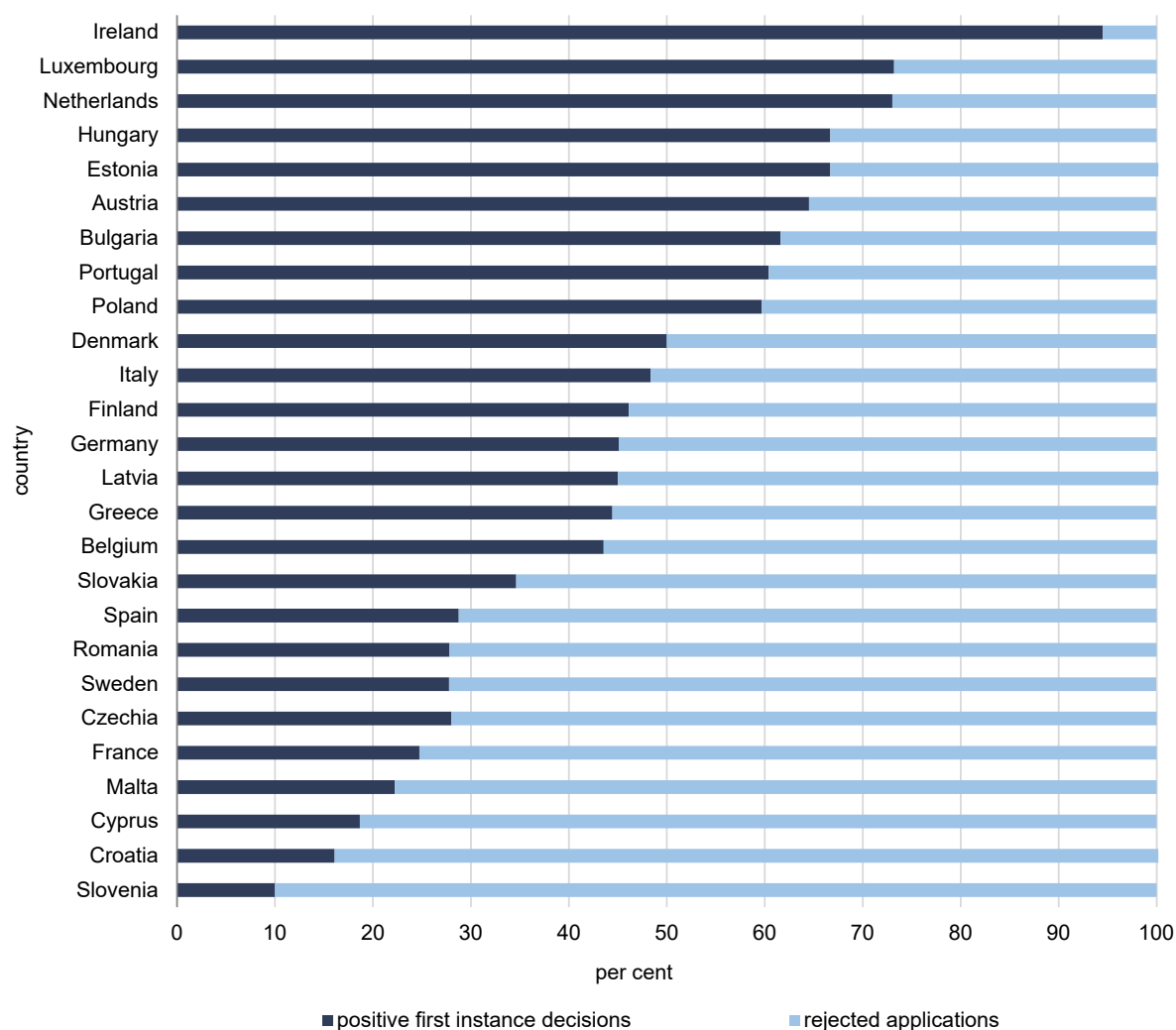
Year	No. of positive decisions				Rejections		Total
	Granted refugee status	Other forms of protection status	Total		Absolute	%	
			Absolute	% positive decisions			
2011	70	814	884	55.0	722	45.0	1,606
2012	35	1,398	1,433	90.1	157	9.9	1,590
2013	43	1,563	1,606	84.3	299	15.7	1,905
2014	191	1,068	1,259	72.6	476	27.4	1,735
2015	263	987	1,250	83.8	241	16.2	1,491
2016	167	1,025	1,192	83.1	243	16.9	1,435
2017	167	595	762	68.7	347	31.3	1,109
2018	150	496	646	43.1	854	56.9	1,500
2019	48	359	407	39.1	633	60.9	1,040
2020	74	194	268	30.7	605	69.3	873
2021	18	162	180	22.2	629	77.8	809

Notes:

1. The International Protection Agency's (IPA) premises was closed between 13 March 2020 and 17 May 2020 due to the COVID-19 lockdown. However, IPA was still receiving requests to set an appointment to lodge an application.
2. Table on first instance decisions per million population for EU reporting countries is available in the excel version of this news release (Table 7a).

Source: International Protection Agency (IPA)

**Chart 4. First instance decision outcomes by EU reporting country (rounded)**



Note: Data disseminated by Eurostat is rounded to the nearest 5. Data for Lithuania was not available at time of extraction.  
Source: Eurostat



**Table 8. Top 5 countries of citizenship for beneficiaries granted protection status at first instance**

Rank	Country of citizenship	Total	% total beneficiaries
1	Eritrea	70	38.9
2	Syria	47	26.1
3	Libya	36	20.0
4	Sudan	10	5.6
5	Palestine	4	2.2

Note: Table on total positive first instance decisions by sex, country of citizenship and age at decision is available in the excel version of this news release (Table 8a).

Source: International Protection Agency (IPA)

**Table 9. Total appealed asylum first instance decisions filed with the International Protection Appeals Tribunal by year**

Year	Number of appeals filed
2011	667
2012	156
2013	352
2014	503
2015	304
2016	270
2017	385
2018	1,001
2019	794
2020	728
2021	730

Note: Table on appealed asylum first instance decisions by sex, country of citizenship and age is available in the excel version of this news release (Table 9a).

Source: International Protection Appeals Tribunal

**Table 10. Asylum final instance decisions taken on appeals by the International Protection Appeals Tribunal by year**

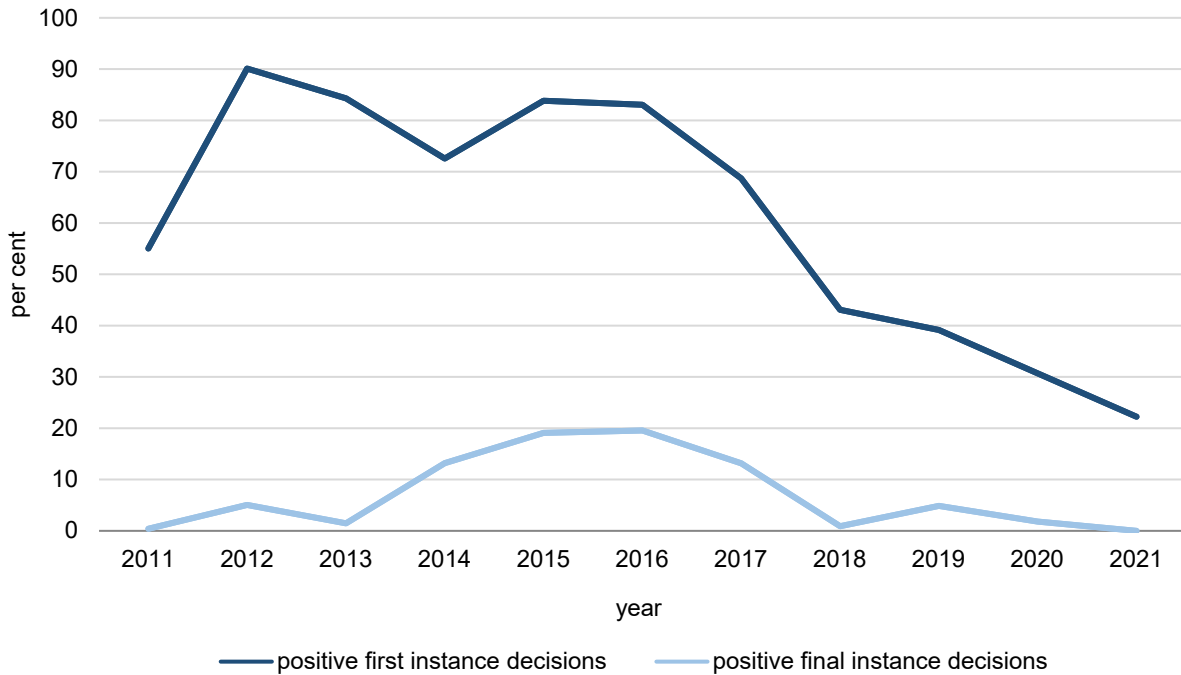
Year <sup>1</sup>	No. of positive decisions				Rejections		Total
	Granted refugee status	Other forms of protection status	Total		Absolute	%	
			Absolute	% positive decisions			
2011	2	-	2	0.4	503	99.6	505
2012	12	10	22	5.0	415	95.0	437
2013	1	1	2	1.4	137	98.6	139
2014	10	24	34	13.2	224	86.8	258
2015	29	42	71	19.1	301	80.9	372
2016	24	40	64	19.6	263	80.4	327
2017	24	27	51	13.1	337	86.9	388
2018	2	4	6	0.9	664	99.1	670
2019	5	19	24	4.8	471	95.2	495
2020	2	7	9	1.8	496	98.2	505
2021	-	-	-	-	605	100.0	605

<sup>1</sup> Data for 2017 - 2020 have been revised.

Note: Table on final instance decisions per million population for EU reporting countries is available in the excel version of this news release (Table 10a).

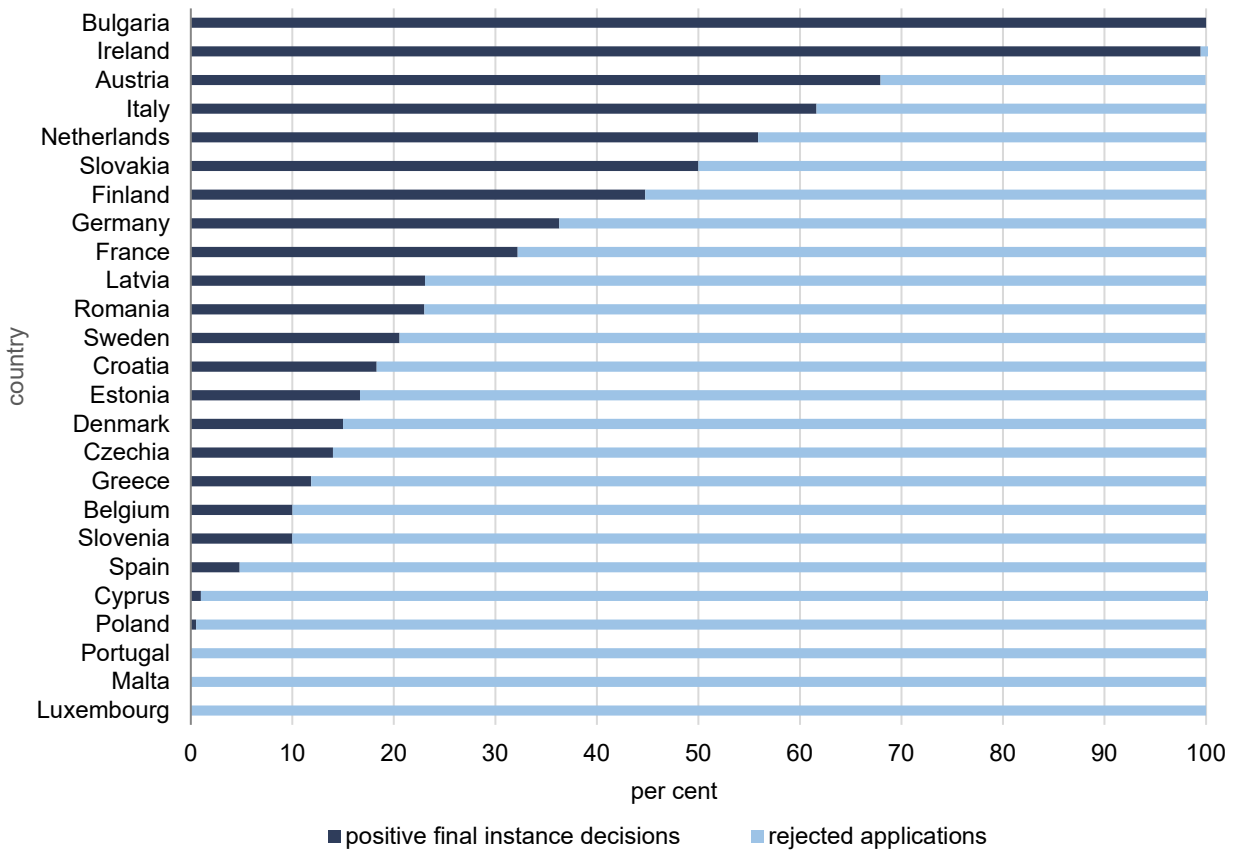
Source: International Protection Appeals Tribunal

**Chart 5. Positivity rate for first instance and final instance decisions**



Note: Data on final instance decisions for 2017 - 2020 have been revised.  
 Source: International Protection Agency (IPA) and International Protection Appeals Tribunal

**Chart 6. Final instance decisions by EU reporting country (rounded)**



Note: Data disseminated by Eurostat is rounded to the nearest 5. Data for Lithuania was not available at time of extraction.  
 Hungary reported a total of 0 final instance decisions on appeal in 2021.  
 Source: Eurostat

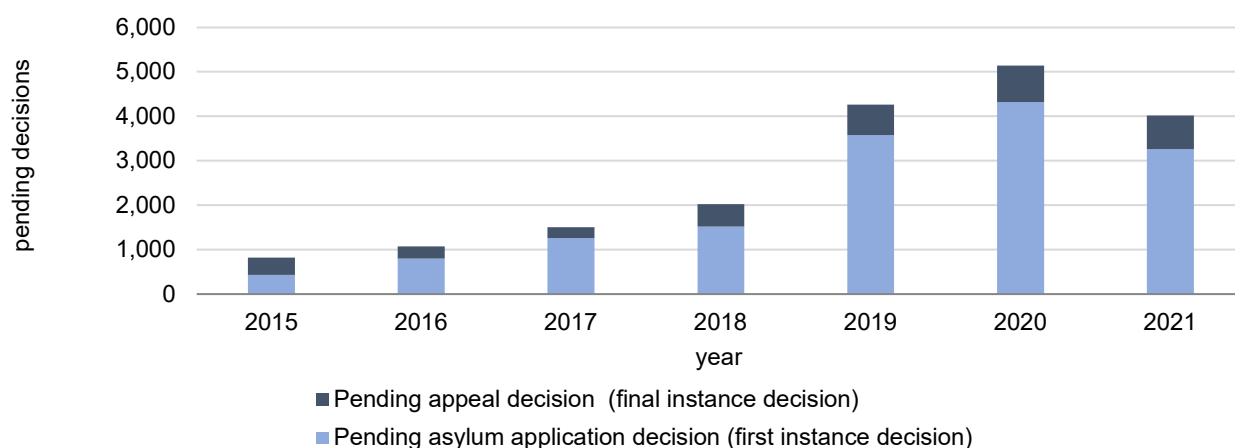
**Table 11. Total asylum pending decisions as at end of year**

Year	Pending asylum application decision (first instance decision)	Pending appeal decision (final instance decision)	Total
2015	433	383	816
2016	796	276	1,072
2017	1,256	246	1,502
2018	1,516	504	2,020
2019	3,574	685	4,259
2020	4,321	817	5,138
2021	3,262	751	4,013

Note: The International Protection Agency's (IPA) premises was closed between 13 March 2020 and 17 May 2020 due to the COVID-19 lockdown. However, IPA was still receiving appointment requests to lodge an application.

Source: International Protection Agency (IPA) and International Protection Appeals Tribunal

**Chart 7. Total asylum pending decisions as at end of year**



Note: The International Protection Agency's (IPA) premises was closed between 13 March 2020 and 17 May 2020 due to the COVID-19 lockdown. However, IPA was still receiving appointment requests to lodge an application.

Source: International Protection Agency (IPA), International Protection Appeals Tribunal

**Table 12. Top 5 countries of citizenship pending asylum decisions**

Rank	Country of citizenship	Total	% total applicants
1	Sudan	695	17.3
2	Syria	460	11.5
3	Eritrea	311	7.7
4	Somalia	297	7.4
5	Nigeria	295	7.4

Note: Table on pending decisions by sex, country of citizenship and age is available in the excel version of this news release (Table 12a).

Source: International Protection Agency (IPA) and International Protection Appeals Tribunal

**Table 13. Migrants residing in open centres by locality as at end of year**

<b>Locality</b>	<b>2019</b>	<b>2020</b>	<b>2021</b>
Fgura	50	41	16
Hal Far	1,238	1,631	729
Marsa <sup>1</sup>	120	73	84
<b>Total</b>	<b>1,408</b>	<b>1,745</b>	<b>829</b>

<sup>1</sup> Includes only individuals residing in the Initial Reception Centre.  
Source: The Agency for the Welfare of Asylum Seekers (AWAS)

**Table 14. Migrants residing in open centres by sex and year**

<b>Year<sup>1</sup></b>	<b>Males</b>	<b>Females</b>	<b>Total</b>
2015	311	28	339
2016	360	41	401
2017	535	109	644
2018	898	171	1,069
2019	1,287	121	1,408
2020	1,564	181	1,745
2021	629	200	829

<sup>1</sup> Data for reference year 2018 have been revised  
Source: The Agency for the Welfare of Asylum Seekers (AWAS)

**Table 15. Top 5 countries of citizenship for residents in open centres**

<b>Rank</b>	<b>Country of citizenship</b>	<b>Total</b>	<b>% total residents</b>
1	Eritrea	172	20.7
2	Sudan	119	14.4
3	Syria	119	14.4
4	Nigeria	62	7.5
5	Somalia	56	6.8

Note: Table on total open centre by country of citizenship is available in the excel version of this news release (Table 15a).  
Source: The Agency for the Welfare of Asylum Seekers

**Table 16. Persons benefitting from resettlement, assisted voluntary return (AVR) programmes and relocation measures by year of departure**

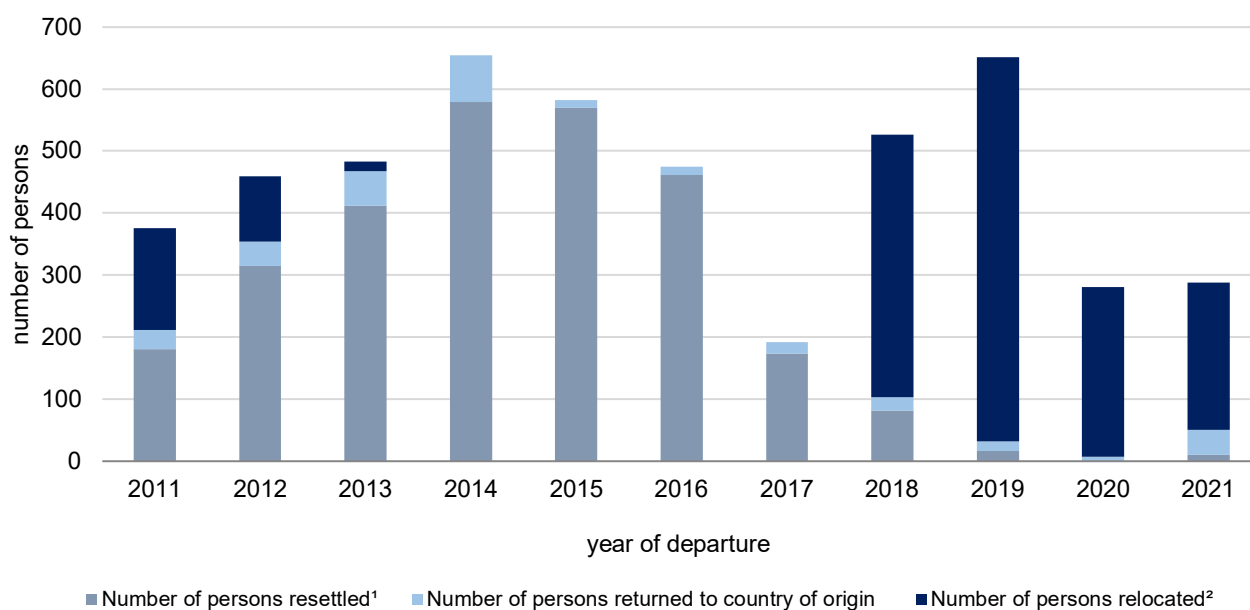
Year of departure	Number of persons resettled <sup>1</sup>	Number of persons returned to country of origin	Number of persons relocated <sup>2</sup>
2011	180	31	164
2012	315	39	105
2013	412	55	16
2014	579	75	-
2015	570	12	-
2016	461	14	-
2017	173	19	-
2018	81	22	423
2019	16	16	619
2020	-	7	273
2021	10	40	238

<sup>1</sup> Persons benefitting from resettlement programmes to States outside of the EU+.

<sup>2</sup> Persons benefitting from relocation measures to EU+ States.

Source: Third Country Nationals Unit, Ministry for Home Affairs, Security, Reforms and Equality

**Chart 8. Persons benefitting from resettlements, assisted voluntary return (AVR) programmes and relocation measures**



<sup>1</sup> Persons benefitting from resettlement programmes to States outside of the EU+.

<sup>2</sup> Persons benefitting from relocation measures to EU+ States.

Source: Third Country Nationals Unit, Ministry for Home Affairs, Security, Reforms and Equality

## Methodological Notes

1. This news release makes reference to various sources available to the NSO, including:
  - **The International Protection Agency (IPA):** data related to applications for asylum and asylum first decisions in Malta (previously known as The Office of the Refugee Commissioner).
  - **The International Protection Appeals Tribunal:** data related to appeals of asylum decisions and final instance decisions.
  - **Agency for the Welfare of Asylum Seekers (AWAS):** data related to open centres.
  - **Police General Headquarters - Immigration Section:** data on boat arrivals and on forced returns involving third-country nationals.
  - **Third Country Nationals Unit, Ministry for Home Affairs, Security, Reforms and Equality :** data on resettlements, assisted voluntary returns and relocations.
2. Asylum data are being presented in alignment with Eurostat guidelines provided in relation to Regulation (EC) No. 862/2007 amended by Regulation (EC) No. 851/2020. Methodological information regarding applications can be accessed at:  
[http://ec.europa.eu/eurostat/cache/metadata/en/migr\\_asyapp\\_esms.htm](http://ec.europa.eu/eurostat/cache/metadata/en/migr_asyapp_esms.htm)  
Methodological information regarding decisions on applications can be accessed at:  
[http://ec.europa.eu/eurostat/cache/metadata/en/migr\\_asydec\\_esms.htm](http://ec.europa.eu/eurostat/cache/metadata/en/migr_asydec_esms.htm)

### 3. Definitions

- **Asylum seeker:** A person who has requested asylum in a country and is awaiting a decision on the application under relevant national and international processes. This definition generally refers to all who apply for protection on an individual basis, irrespective of whether they lodge their application on arrival at an airport or land border, or from inside the country, and irrespective of whether they entered the territory legally or illegally.
- **Asylum applicant:** A person having submitted an application for international protection.
- **Application for asylum:** The application made by a third-country national or a stateless person which can be understood as a request for international protection from a Member State under the Geneva Convention. Any application for international protection is presumed to be an application for asylum unless a third-country national or a stateless person explicitly requests another kind of protection that can be applied for separately. An application for asylum is deemed to have been lodged once a form is submitted by the applicant for asylum or a report prepared by the authorities has reached the competent authorities.
- **Assisted voluntary returns (AVR):** Programmes which provide administrative and financial support to non-nationals residing in the country who wish to return permanently to their country of origin. Such support also ensures that their return is sustainable.
- **Geneva Convention status:** Refugee status granted within the meaning of Article 1 of the Geneva Convention relating to the Status of Refugees of 28th July 1951 to a person "owing to well-founded fear of being persecuted for reasons of race, religion, nationality, membership of a particular social group or political opinion, is outside the country of his nationality and is unable or, owing to such fear, is unwilling to avail himself of the protection of that country; or who, not having a nationality and being outside the country of his former habitual residence as a result of such events, is unable or, owing to such fear, is unwilling to return to it".
- **First instance decision:** A decision granted by the respective authority acting as a first instance of the administrative/judicial asylum procedure in the receiving country. In Malta, the authority is the International Protection Agency (IPA).
- **Final instance decision:** A decision against which there is no further possibility to appeal on the substance of the decision but only on procedural grounds. In Malta, such decisions are taken by the International Protection Appeals Tribunal.
- **Open centre population:** The Open Centre population includes persons residing in Hal Far Tent Village, Hal Far Open Centre, Hal Far Family Centre, Dar il-Liedna, Peace Lab and Marsa Open Centre (The Initial Reception Centre).
- **Person being a subject of a pending application:** A person who is the subject of an application for international protection under consideration by the responsible national authority at the end of the reference period. It includes the number of persons with pending applications at all instances of the administrative and/or judicial procedure.
- **Person granted authorisation to stay for humanitarian reasons:** A person covered by a decision granting authorisation to stay for humanitarian reasons under national law concerning international protection. It includes persons who are not eligible for international protection but are nonetheless protected against removal.

- **Person granted subsidiary protection status:** A person who is eligible for subsidiary protection is a third-country national or a stateless person who does not qualify as a refugee but in respect of whom substantial grounds have been shown for believing that the person concerned, if returned to his/her country of origin, or in the case of a stateless person, to his/her country of former habitual residence, would face a real risk of suffering serious harm and is unable, or, owing to such risk, unwilling to avail him/herself of the protection of that country (Art.2(e), Directive 2004/83/EC).
- **Refugee:** A third-country national who, owing to a well-founded fear of being persecuted for reasons of race, religion, nationality, political opinion or membership of a particular social group, is outside the country of nationality and is unable or, owing to such fear, is unwilling to avail him/herself of the protection of that country, or a stateless person, who, being outside of the country of former habitual residence for the same reason as mentioned above, is unable or, owing to such fear, unwilling to return to it (Art.2(d), Directive 2004/83/EC).
- **Rejected applicant:** A person covered by a decision rejecting an application for international protection under consideration by the responsible national authority.
- **Relocation:** Relocation is the transfer of third-country nationals or stateless from one EU+ State to another, where they are permitted to reside with a secure legal status.
- **Resettlement:** The transfer of third-country nationals or stateless persons to a country outside of the EU+ States, where they are permitted to reside with a secure legal status.
- **Stateless:** A person who is not considered as a national by any State under the operation of its law, as set out in Article 1 of the 1954 Convention relating to the Status of Stateless Persons.
- **Third-country national:** Any person who is not a citizen of the European Union.
- **Unaccompanied minor:** An asylum applicant considered to be an unaccompanied minor is a minor (aged less than 18) who arrives unaccompanied by an adult responsible for him. It includes a minor who is left unaccompanied after he has entered the country. In the case that an age assessment procedure is required, the age reported shall be the age determined by the mentioned procedure.

#### 4. Geographical information

- The **European Union** (EU27) includes Belgium, Bulgaria, the Czech Republic, Denmark, Germany, Estonia, Ireland, Greece, Spain, France, Croatia, Italy, Cyprus, Latvia, Lithuania, Luxembourg, Hungary, Malta, the Netherlands, Austria, Poland, Portugal, Romania, Slovenia, Slovakia, Finland, Sweden.
- The **European Union+** (EU+) States include Belgium, Bulgaria, the Czech Republic, Denmark, Germany, Estonia, Ireland, Greece, Spain, France, Croatia, Italy, Cyprus, Latvia, Lithuania, Luxembourg, Hungary, Malta, the Netherlands, Austria, Poland, Portugal, Romania, Slovenia, Slovakia, Finland, Sweden, the United Kingdom, Norway, Switzerland, Iceland and Liechtenstein.

#### 5. Other information

- Past News Releases can be accessed at: [https://nso.gov.mt/en/News\\_Releases/View\\_by\\_Unit/Unit\\_C5/Population\\_and\\_Migration\\_Statistics/Pages/WorId-Refugee-Day.aspx](https://nso.gov.mt/en/News_Releases/View_by_Unit/Unit_C5/Population_and_Migration_Statistics/Pages/WorId-Refugee-Day.aspx)
- Metadata can be accessed at: <https://metadata.nso.gov.mt/>

#### 6. More information relating to this news release may be accessed at:

Statistical concepts: <https://metadata.nso.gov.mt/concepts.aspx>

Sources and methods:

[https://nso.gov.mt/en/nso/Sources\\_and\\_Methods/Unit\\_C5/Population\\_and\\_Migration/Pages/Migration-Statistics.aspx](https://nso.gov.mt/en/nso/Sources_and_Methods/Unit_C5/Population_and_Migration/Pages/Migration-Statistics.aspx)

#### 7. References to this news release are to be cited appropriately.

#### 8. A detailed news release calendar is available on:

[https://nso.gov.mt/en/News\\_Releases/Release\\_Calendar/Pages/News-Release-Calendar.aspx](https://nso.gov.mt/en/News_Releases/Release_Calendar/Pages/News-Release-Calendar.aspx)