

In 2021, total employed persons (full-time and part-time as a primary job) in MALTA amounted to 276,521, an increase of 4.4 per cent when compared to the previous year. The shares of the Malta region by place of residence and place of work stood at 93.1 and 94.5 per cent respectively.

Regional Labour Supply by Place of Residence and Work: 2021

The labour supply is composed of persons in employment and those registering for work. To examine regional labour supply in MALTA at NUTS 3 level, employment statistics are being presented under two different variants; by place of residence and place of work respectively. Persons working outside their region of residence are referred to as commuter workers.

Total employed persons (full-time and part-time as a primary job) in Malta and Gozo and Comino regions (NUTS 3)

Employed persons in Malta region (*by place of work*), exceeded the total number of employed persons resident in Malta region (*by place of residence*). The contrary prevailed in the case of Gozo and Comino region. The difference represents the net balance of commuter workers across the respective regions. Commuter workers were predominantly Gozo and Comino residents working in the Malta region, accounting to 3,614 employed persons during 2021. This implied that approximately one out of every five employed persons resident in Gozo and Comino region worked in the Malta region and 52.4 per cent were females (Tables 1 and 2).

In 2021, the highest proportion of employed persons in MALTA were in *wholesale and retail trade; repair of motor vehicles and motorcycles; transportation and storage; accommodation and food services activities* (G, H and I) and the *public administration and defence; compulsory social security; education; human health and social work activities* (O, P and Q), at 25.0 and 23.0 per cent respectively (Tables 1 and 2).

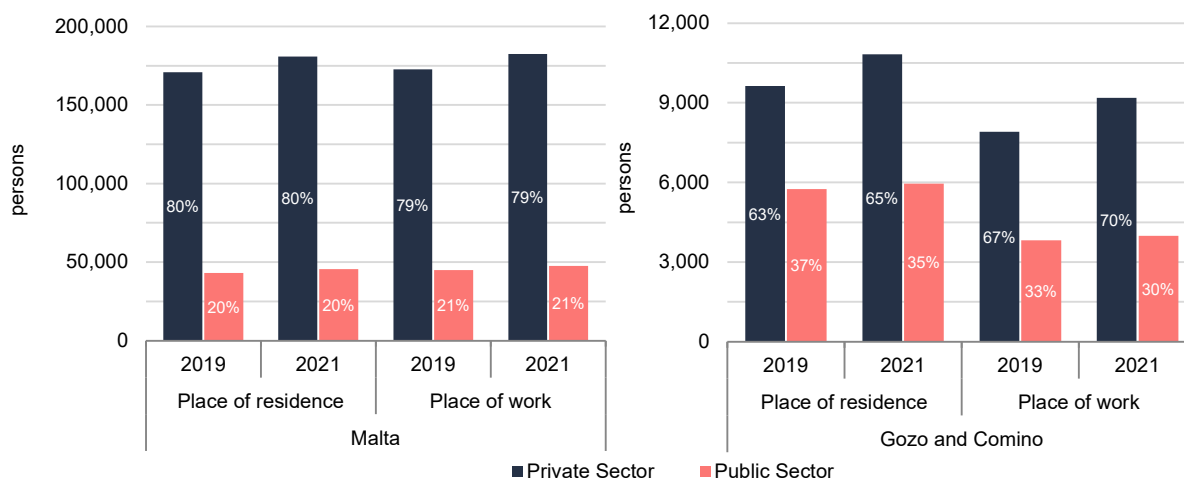
Malta region had the highest proportion of employed persons in the *wholesale and retail trade; repair of motor vehicles and motorcycles; transportation and storage; accommodation and food services activities* (G, H and I), while in the Gozo and Comino region the majority worked in the *public administration and defence; compulsory social security; education; human health and social work activities* (O, P and Q) (Tables 1 and 2).

Full-time employment: Malta region

By place of residence

In 2021, Malta residents who worked on a full-time basis reached 226,430, an increase of 4.1 per cent when compared to 2020 (Table 3). The private sector amounted to 79.9 per cent of the total, while the remaining worked in the public sector (Chart 1).

Chart 1. Full-time employment by region (NUTS 3), sector and location



By place of work

Full-time employment in Malta region in 2021 stood at 230,034, reflecting an increase of 4.0 per cent over 2020. Full-time employment in the private sector accounted for 79.4 per cent of the total, the remaining 20.6 per cent being in the public sector (Table 4 and Chart 1). The males who worked in the private sector accounted for 50.0 per cent of total full-time employment in Malta region (Chart 9). The highest proportion of full-time employment in Malta region was registered in the *wholesale and retail trade; repair of motor vehicles and motorcycles; transportation and storage; accommodation and food services activities* (G, H and I) which accounted to 23.7 per cent of the total (Chart 7).

Full-time employment: Gozo and Comino region

By place of residence

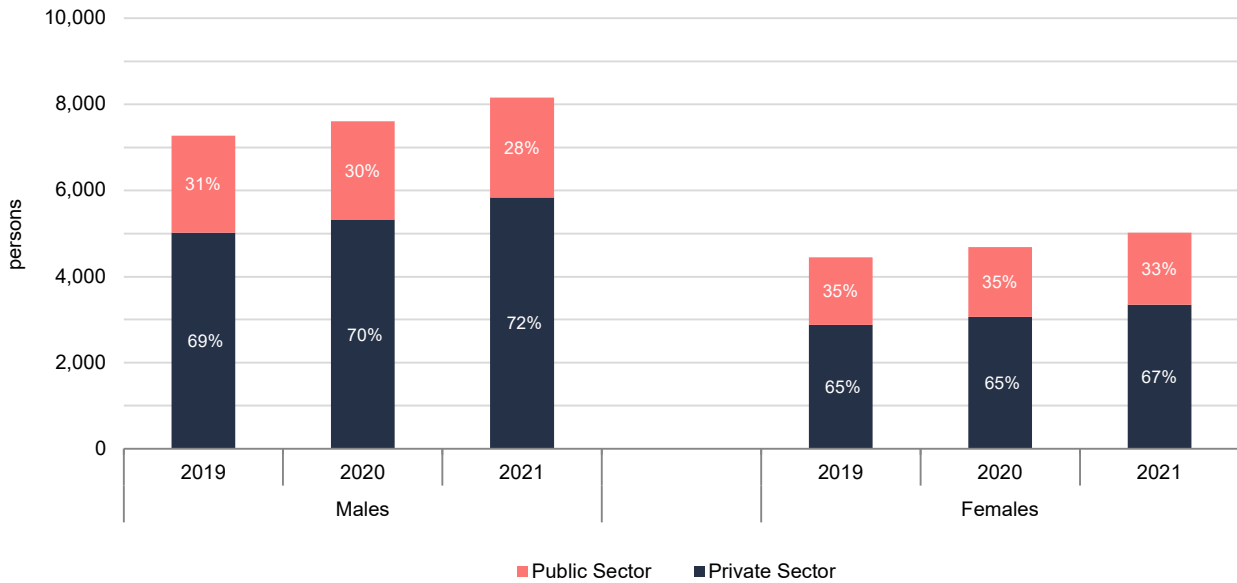
In 2021, Gozo and Comino residents with a full-time job totalled 16,784, reflecting an increase of 5.9 per cent when compared to 2020. The private sector accounted to 64.5 per cent of the total (Table 3 and Chart 1).

The largest share of Gozo and Comino residents with a full-time job in the public sector was in the *public administration and defence; compulsory social security; education; human health and social work activities* (O, P and Q), amounting to 81.4 per cent of total public sector. On the other hand, the largest proportion of full-time employed Gozo and Comino residents in the private sector worked in the *wholesale and retail trade; repair of motor vehicles and motorcycles; transportation and storage; accommodation and food services activities* (G, H and I), accounting to 30.1 per cent of total private sector (Chart 4a). In addition, both the males and females who were Gozo and Comino residents and worked full-time were predominantly employed in the *public administration and defence; compulsory social security; education; human health and social work activities* (O, P and Q) (Chart 5a).

By place of work

In 2021, full-time employment in Gozo and Comino region amounted to 13,180, an increase of 7.2 per cent when compared to 2020 (Table 4). Full-time employment in the private sector accounted for 69.7 per cent of the total and the males who worked in this sector accounted for 44.3 per cent of total full-time employment in Gozo and Comino region (Charts 1, 2 and 9). The largest share of full-time employment in the private sector was in the *wholesale and retail trade; repair of motor vehicles and motorcycles; transportation and storage; accommodation and food services activities* (G, H and I) at 32.9 per cent. In the public sector, the share of *public administration and defence; compulsory social security; education; human health and social work activities* (O, P and Q) accounted for 76.4 per cent (Chart 4b). Full-time males in the Gozo and Comino region were predominantly employed in the *wholesale and retail trade; repair of motor vehicles and motorcycles; transportation and storage; accommodation and food services activities* (G, H and I) while the females were mainly employed in the *public administration and defence; compulsory social security; education; human health and social work activities* (O, P and Q) (Chart 5b).

Chart 2. Full-time employment in Gozo and Comino region by sector, sex and year



Full-time Gozo and Comino residents working in Malta region

In 2021, Gozo and Comino residents employed on a full-time basis in Malta region totalled 3,209, of which, 57.3 per cent worked in the public sector and the remaining worked in the private sector (Tables 3, 4 and Chart 3a-b). The males who worked in the private sector accounted for 26.1 per cent of the total full-time employment of Gozo and Comino residents in Malta region while the females who worked in the public sector accounted for 34.9 per cent of the total (Chart 3b).

Chart 3a. Full-time employment of Gozo and Comino residents in Malta region by sector, sex and year

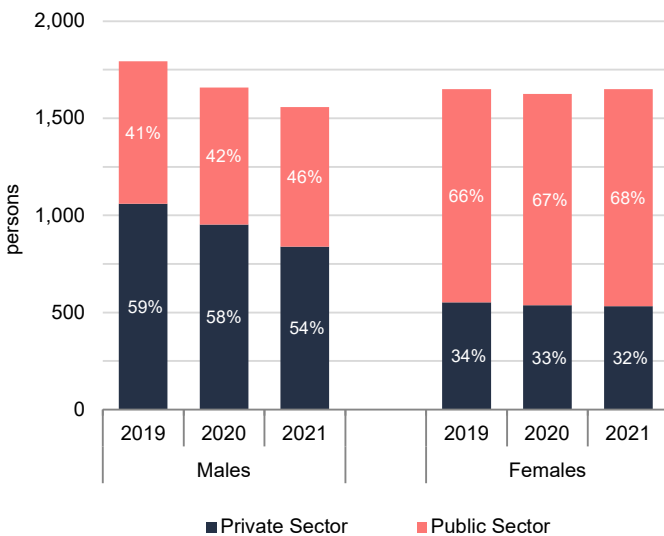
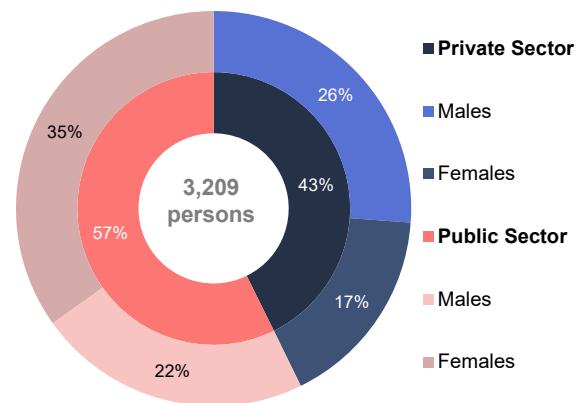


Chart 3b. Percentage distribution of full-time employment of Gozo and Comino residents in Malta region by sector and sex: 2021



During the same year, 92.9 per cent of those working within the public sector worked in the *public administration and defence; compulsory social security; education; human health and social work activities* (O, P and Q) while 27.1 per cent of those in the private sector worked in the *professional, scientific and technical activities; administrative and support service activities* (M and N) (Chart 6a). In addition, both the full-time males and females who were Gozo and Comino residents and worked in Malta region were predominantly employed in the *public administration and defence; compulsory social security; education; human health and social work activities* (O, P and Q) (Chart 6b).

Part-time employment of Gozo and Comino residents

The percentage distribution of the part-time employment differed throughout all economic activities. In 2021, total part-time employment of Gozo and Comino residents amounted to 5,795 of which, 58.0 per cent were part-time secondary employment and the remaining were part-time primary (Table 3). The largest share of part-time employment of Gozo and Comino residents was registered in *wholesale and retail trade; repair of motor vehicles and motorcycles; transportation and storage; accommodation and food services activities* (G, H and I), contributing to 31.9 per cent of the total. This featured in both part-time primary and secondary (Chart 8).

Employment in jobs

In 2021, jobs by full-time private sector employees in Malta and Gozo and Comino regions accounted for 53.1 and 37.0 per cent of total jobs respectively. Full-time self-employed jobs in Malta and Gozo and Comino regions accounted for 8.9 and 12.5 per cent of total jobs respectively. Total part-time employment in Malta and Gozo and Comino regions was of 64,195 and 5,390 respectively, accounting for 21.8 and 29.0 per cent of total jobs within the respective region. The differences in the distribution of jobs (by sector, type and sex) by place of residence and place of work were mainly attributable to the significant amount of Gozo and Comino residents working in Malta region (Tables 3, 4 and Charts 10 and 11).

Persons registering for work, by district (LAU 1)

In 2021, the largest share (26.6 per cent) of unemployed persons resided in the Southern Harbour district, amounting to 310 persons, followed by the Northern Harbour district at 23.2 per cent (Table 5). The largest proportion of unemployed persons featured in the 50 years and over age bracket, accounting to 33.9 per cent of the total. In terms of unemployment duration, all the districts registered the highest proportions in the 0 to 12 weeks cohort (Chart 12).

Table 1. Total employed persons by year, sex, industry and place of residence (NUTS 3)

NACE Rev 2 at A*10/11			Year								
			2019			2020			2021		
			Males	Females	Total	Males	Females	Total	Males	Females	Total
A	Agriculture, forestry and fishing	MALTA	2,997	496	3,493	3,051	529	3,580	3,214	578	3,792
		Malta	2,408	414	2,823	2,441	447	2,888	2,582	486	3,068
		Gozo and Comino	589	82	670	610	82	692	632	92	724
B+C+D+E	Mining and quarrying; manufacturing; electricity, gas, steam and air conditioning supply; water supply; sewerage, waste management and remediation activities	MALTA	19,584	7,202	26,786	19,479	7,016	26,495	19,642	7,142	26,784
		Malta	18,495	6,813	25,308	18,383	6,673	25,056	18,526	6,783	25,309
		Gozo and Comino	1,089	389	1,478	1,096	343	1,439	1,116	359	1,475
C	<i>of which Manufacturing</i>	MALTA	17,560	6,870	24,430	17,373	6,643	24,016	17,556	6,750	24,306
		Malta	16,667	6,496	23,163	16,475	6,317	22,792	16,607	6,408	23,015
		Gozo and Comino	893	374	1,267	898	326	1,224	949	342	1,291
F	Construction	MALTA	14,298	1,002	15,300	15,043	1,073	16,116	16,231	1,247	17,478
		Malta	12,946	886	13,832	13,677	961	14,638	14,636	1,098	15,735
		Gozo and Comino	1,352	116	1,468	1,366	112	1,478	1,595	149	1,743
G+H+I	Wholesale and retail trade; repair of motor vehicles and motorcycles; transportation and storage; accommodation and food service activities	MALTA	43,608	25,437	69,045	41,986	24,028	66,014	44,123	24,967	69,090
		Malta	41,248	23,708	64,956	39,652	22,319	61,971	41,665	23,219	64,884
		Gozo and Comino	2,360	1,729	4,089	2,334	1,709	4,043	2,458	1,748	4,206
J	Information and communication	MALTA	6,448	2,668	9,116	6,553	2,750	9,303	6,901	3,066	9,967
		Malta	6,170	2,542	8,711	6,242	2,617	8,859	6,580	2,913	9,493
		Gozo and Comino	278	126	405	311	133	444	321	153	474
K	Financial and insurance activities	MALTA	5,840	6,404	12,244	6,359	6,702	13,061	6,640	6,994	13,634
		Malta	5,634	6,124	11,758	6,145	6,416	12,561	6,421	6,697	13,118
		Gozo and Comino	206	280	486	214	286	500	219	297	516
L	Real estate activities	MALTA	1,516	1,032	2,548	1,609	1,085	2,694	1,723	1,173	2,896
		Malta	1,395	943	2,338	1,489	995	2,484	1,603	1,080	2,683
		Gozo and Comino	121	89	210	120	90	210	120	93	213
M+N	Professional, scientific and technical activities; administrative and support service activities	MALTA	25,426	19,676	45,102	25,928	19,753	45,681	26,944	20,851	47,795
		Malta	24,122	18,747	42,869	24,500	18,706	43,206	25,425	19,683	45,108
		Gozo and Comino	1,304	929	2,233	1,428	1,047	2,475	1,519	1,168	2,687
O+P+Q	Public administration and defence; compulsory social security; education; human health and social work activities	MALTA	23,912	35,289	59,201	24,781	37,192	61,973	25,180	38,471	63,651
		Malta	21,401	31,884	53,285	22,251	33,688	55,939	22,555	34,836	57,390
		Gozo and Comino	2,511	3,405	5,916	2,530	3,504	6,034	2,625	3,635	6,261
R+S+T+U	Arts, entertainment and recreation; repair of household goods and other services	MALTA	10,560	9,355	19,915	10,497	9,483	19,980	11,176	10,258	21,434
		Malta	10,105	8,996	19,100	10,024	9,096	19,120	10,672	9,844	20,516
		Gozo and Comino	455	359	815	473	387	860	504	414	918
Total		MALTA	154,189	108,561	262,750	155,286	109,611	264,897	161,774	114,747	276,521
		Malta	143,923	101,057	244,980	144,804	101,918	246,722	150,665	106,639	257,304
		Gozo and Comino	10,266	7,504	17,770	10,482	7,693	18,175	11,109	8,108	19,217

Notes:

1. Employed persons comprise full-time and part-time (primary only) employment.
2. Employment by place of residence is based on employee residence as declared by the employer upon engagement with Jobsplus.
3. Data for each year is as at 31 December.

Sources: Jobsplus, People and Standards Division (OPM), Employment Statistics - NSO

Table 2. Total employed persons by year, sex, industry and place of work (NUTS 3)

NACE Rev 2 at A*10/11			Year								
			2019			2020			2021		
			Males	Females	Total	Males	Females	Total	Males	Females	Total
A	Agriculture, forestry and fishing	MALTA	2,997	496	3,493	3,051	529	3,580	3,214	578	3,792
		Malta	2,414	418	2,832	2,450	457	2,907	2,590	495	3,085
		Gozo and Comino	583	78	661	601	72	673	624	83	707
B+C+D+E	Mining and quarrying; manufacturing; electricity, gas, steam and air conditioning supply; water supply; sewerage, waste management and remediation activities	MALTA	19,584	7,202	26,786	19,479	7,016	26,495	19,642	7,142	26,784
		Malta	18,688	6,851	25,539	18,569	6,694	25,263	18,680	6,810	25,490
		Gozo and Comino	896	351	1,247	910	322	1,232	962	332	1,294
C	<i>of which Manufacturing</i>	MALTA	17,560	6,870	24,430	17,373	6,643	24,016	17,556	6,750	24,306
		Malta	16,816	6,530	23,346	16,610	6,334	22,944	16,723	6,431	23,154
		Gozo and Comino	744	340	1,084	763	309	1,072	833	319	1,152
F	Construction	MALTA	14,298	1,002	15,300	15,043	1,073	16,116	16,231	1,247	17,478
		Malta	13,186	904	14,090	13,895	978	14,873	14,809	1,114	15,923
		Gozo and Comino	1,112	98	1,210	1,148	95	1,243	1,422	133	1,555
G+H+I	Wholesale and retail trade; repair of motor vehicles and motorcycles; transportation and storage; accommodation and food service activities	MALTA	43,608	25,437	69,045	41,986	24,028	66,014	44,123	24,967	69,090
		Malta	41,492	23,868	65,360	39,845	22,464	62,309	41,852	23,366	65,218
		Gozo and Comino	2,116	1,569	3,685	2,141	1,564	3,705	2,271	1,601	3,872
J	Information and communication	MALTA	6,448	2,668	9,116	6,553	2,750	9,303	6,901	3,066	9,967
		Malta	6,289	2,579	8,868	6,365	2,659	9,024	6,694	2,965	9,659
		Gozo and Comino	159	89	248	188	91	279	207	101	308
K	Financial and insurance activities	MALTA	5,840	6,404	12,244	6,359	6,702	13,061	6,640	6,994	13,634
		Malta	5,738	6,229	11,967	6,251	6,523	12,774	6,528	6,811	13,339
		Gozo and Comino	102	175	277	108	179	287	112	183	295
L	Real estate activities	MALTA	1,516	1,032	2,548	1,609	1,085	2,694	1,723	1,173	2,896
		Malta	1,408	956	2,364	1,502	1,009	2,511	1,616	1,095	2,711
		Gozo and Comino	108	76	184	107	76	183	107	78	185
M+N	Professional, scientific and technical activities; administrative and support service activities	MALTA	25,426	19,676	45,102	25,928	19,753	45,681	26,944	20,851	47,795
		Malta	24,406	19,001	43,407	24,787	18,955	43,742	25,704	19,954	45,658
		Gozo and Comino	1,020	675	1,695	1,141	798	1,939	1,240	897	2,137
O+P+Q	Public administration and defence; compulsory social security; education; human health and social work activities	MALTA	23,912	35,289	59,201	24,781	37,192	61,973	25,180	38,471	63,651
		Malta	22,160	33,124	55,284	22,975	34,912	57,887	23,362	36,109	59,471
		Gozo and Comino	1,752	2,165	3,917	1,806	2,280	4,086	1,818	2,362	4,180
R+S+T+U	Arts, entertainment and recreation; repair of household goods and other services	MALTA	10,560	9,355	19,915	10,497	9,483	19,980	11,176	10,258	21,434
		Malta	10,238	9,075	19,313	10,164	9,173	19,337	10,830	9,929	20,759
		Gozo and Comino	322	280	602	333	310	643	346	329	675
Total	MALTA	154,189	108,561	262,750	155,286	109,611	264,897	161,774	114,747	276,521	
	Malta	146,019	103,005	249,024	146,803	103,824	250,627	152,665	108,648	261,313	
	Gozo and Comino	8,170	5,556	13,726	8,483	5,787	14,270	9,109	6,099	15,208	

Notes:

1. Employed persons comprise full-time and part-time (primary only) employment.
2. Employment by place of work takes into account those persons who effectively work in the regions of Malta and Gozo and Comino respectively, irrespective of their locality/region of residence.
3. Data for each year is as at 31 December.

Sources: Jobsplus, Employment Statistics - NSO

Table 3. Employment by year, sex, place of residence (NUTS 3), type and sector

MALTA		2019			2020			2021		
		Males	Females	Total	Males	Females	Total	Males	Females	Total
<i>a</i>	Full-time Employment	140,183	89,138	229,321	141,980	91,482	233,462	147,329	95,885	243,214
	<i>Private Sector</i>	114,200	66,348	180,548	115,435	67,244	182,679	120,751	70,977	191,728
	Self-employed	19,959	6,212	26,171	20,843	6,661	27,504	21,434	7,150	28,584
	Employees	94,241	60,136	154,377	94,592	60,583	155,175	99,317	63,827	163,144
	<i>Public Sector</i>	25,983	22,790	48,773	26,545	24,238	50,783	26,578	24,908	51,486
<i>b</i>	Part-time primary	14,006	19,423	33,429	13,306	18,129	31,435	14,445	18,862	33,307
	Self-employed	4,587	3,386	7,973	4,928	3,694	8,622	5,582	4,286	9,868
	Employees	9,419	16,037	25,456	8,378	14,435	22,813	8,863	14,576	23,439
<i>c=(a+b)</i>	Total employment in persons	154,189	108,561	262,750	155,286	109,611	264,897	161,774	114,747	276,521
<i>d</i>	Part-time secondary	19,976	10,199	30,175	21,070	10,785	31,855	23,773	12,505	36,278
	Self-employed	9,209	3,065	12,274	10,637	3,741	14,378	15,044	2,127	17,171
	Employees	10,767	7,134	17,901	10,433	7,044	17,477	8,729	10,378	19,107
<i>e=(c+d)</i>	Total employment in jobs	174,165	118,760	292,925	176,356	120,396	296,752	185,547	127,252	312,799
Malta										
<i>a</i>	Full-time Employment	130,959	82,976	213,935	132,511	85,098	217,609	137,331	89,099	226,430
	<i>Private Sector</i>	108,028	62,882	170,910	109,031	63,603	172,634	113,878	67,025	180,903
	Self-employed	18,303	5,654	23,957	19,077	6,045	25,122	19,624	6,474	26,098
	Employees	89,725	57,228	146,953	89,954	57,558	147,512	94,254	60,551	154,805
	<i>Public Sector</i>	22,931	20,094	43,025	23,480	21,495	44,975	23,453	22,074	45,527
<i>b</i>	Part-time primary	12,964	18,081	31,045	12,293	16,820	29,113	13,334	17,540	30,874
	Self-employed	4,076	3,042	7,118	4,393	3,310	7,703	4,999	3,868	8,867
	Employees	8,888	15,039	23,927	7,900	13,510	21,410	8,335	13,672	22,007
<i>c=(a+b)</i>	Total employment in persons	143,923	101,057	244,980	144,804	101,918	246,722	150,665	106,639	257,304
<i>d</i>	Part-time secondary	17,912	9,470	27,382	18,829	9,970	28,799	21,563	11,353	32,916
	Self-employed	8,045	2,797	10,842	9,320	3,398	12,718	13,541	1,748	15,289
	Employees	9,867	6,673	16,540	9,509	6,572	16,081	8,022	9,605	17,627
<i>e=(c+d)</i>	Total employment in jobs	161,835	110,527	272,362	163,633	111,888	275,521	172,228	117,992	290,220
Gozo and Comino										
<i>a</i>	Full-time Employment	9,224	6,162	15,386	9,469	6,384	15,853	9,998	6,786	16,784
	<i>Private Sector</i>	6,172	3,466	9,638	6,404	3,641	10,045	6,873	3,952	10,825
	Self-employed	1,656	558	2,214	1,766	616	2,382	1,810	676	2,486
	Employees	4,516	2,908	7,424	4,638	3,025	7,663	5,063	3,276	8,339
	<i>Public Sector</i>	3,052	2,696	5,748	3,065	2,743	5,808	3,125	2,834	5,959
<i>b</i>	Part-time primary	1,042	1,342	2,384	1,013	1,309	2,322	1,111	1,322	2,433
	Self-employed	511	344	855	535	384	919	583	418	1,001
	Employees	531	998	1,529	478	925	1,403	528	904	1,432
<i>c=(a+b)</i>	Total employment in persons	10,266	7,504	17,770	10,482	7,693	18,175	11,109	8,108	19,217
<i>d</i>	Part-time secondary	2,064	729	2,793	2,241	815	3,056	2,210	1,152	3,362
	Self-employed	1,164	268	1,432	1,317	343	1,660	1,503	379	1,882
	Employees	900	461	1,361	924	472	1,396	707	773	1,480
<i>e=(c+d)</i>	Total employment in jobs	12,330	8,233	20,563	12,723	8,508	21,231	13,319	9,260	22,579

Notes:

1. Employment by place of residence is based on employee residence as declared by the employer upon engagement with Jobsplus.
2. Employment in persons comprise full-time and part-time (primary only) employment.
3. Employment in jobs exceeds employment in persons as it includes part-time secondary employment. The latter implies that a person may have more than one job.
4. Data for each year is as at 31 December.

Sources: Jobsplus, People and Standards Division (OPM), Employment Statistics - NSO

Table 4. Employment by year, sex, place of work (NUTS 3), type and sector

MALTA		2019			2020			2021		
		Males	Females	Total	Males	Females	Total	Males	Females	Total
a	Full-time Employment	140,183	89,138	229,321	141,980	91,482	233,462	147,329	95,885	243,214
	<i>Private Sector</i>	114,200	66,348	180,548	115,435	67,244	182,679	120,751	70,977	191,728
	Self-employed	19,959	6,212	26,171	20,843	6,661	27,504	21,434	7,150	28,584
	Employees	94,241	60,136	154,377	94,592	60,583	155,175	99,317	63,827	163,144
	<i>Public Sector</i>	25,983	22,790	48,773	26,545	24,238	50,783	26,578	24,908	51,486
b	Part-time primary	14,006	19,423	33,429	13,306	18,129	31,435	14,445	18,862	33,307
	Self-employed	4,587	3,386	7,973	4,928	3,694	8,622	5,582	4,286	9,868
	Employees	9,419	16,037	25,456	8,378	14,435	22,813	8,863	14,576	23,439
c=(a+b)	Total employment in persons	154,189	108,561	262,750	155,286	109,611	264,897	161,774	114,747	276,521
d	Part-time secondary	19,976	10,199	30,175	21,070	10,785	31,855	23,773	12,505	36,278
	Self-employed	9,209	3,065	12,274	10,637	3,741	14,378	15,044	2,127	17,171
	Employees	10,767	7,134	17,901	10,433	7,044	17,477	8,729	10,378	19,107
e=(c+d)	Total employment in jobs	174,165	118,760	292,925	176,356	120,396	296,752	185,547	127,252	312,799
Malta										
a	Full-time Employment	132,911	84,687	217,598	134,370	86,798	221,168	139,169	90,865	230,034
	<i>Private Sector</i>	109,175	63,470	172,645	110,110	64,185	174,295	114,909	67,632	182,541
	Self-employed	18,394	5,702	24,096	19,180	6,098	25,278	19,733	6,538	26,271
	Employees	90,781	57,768	148,549	90,930	58,087	149,017	95,176	61,094	156,270
	<i>Public Sector</i>	23,736	21,217	44,953	24,260	22,613	46,873	24,260	23,233	47,493
b	Part-time primary	13,108	18,318	31,426	12,433	17,026	29,459	13,496	17,783	31,279
	Self-employed	4,093	3,061	7,154	4,413	3,325	7,738	5,023	3,889	8,912
	Employees	9,015	15,257	24,272	8,020	13,701	21,721	8,473	13,894	22,367
c=(a+b)	Total employment in persons	146,019	103,005	249,024	146,803	103,824	250,627	152,665	108,648	261,313
d	Part-time secondary	17,912	9,470	27,382	18,829	9,970	28,799	21,563	11,353	32,916
	Self-employed	8,045	2,797	10,842	9,320	3,398	12,718	13,541	1,748	15,289
	Employees	9,867	6,673	16,540	9,509	6,572	16,081	8,022	9,605	17,627
e=(c+d)	Total employment in jobs	163,931	112,475	276,406	165,632	113,794	279,426	174,228	120,001	294,229
Gozo and Comino										
a	Full-time Employment	7,272	4,451	11,723	7,610	4,684	12,294	8,160	5,020	13,180
	<i>Private Sector</i>	5,025	2,878	7,903	5,325	3,059	8,384	5,842	3,345	9,187
	Self-employed	1,565	510	2,075	1,663	563	2,226	1,701	612	2,313
	Employees	3,460	2,368	5,828	3,662	2,496	6,158	4,141	2,733	6,874
	<i>Public Sector</i>	2,247	1,573	3,820	2,285	1,625	3,910	2,318	1,675	3,993
b	Part-time primary	898	1,105	2,003	873	1,103	1,976	949	1,079	2,028
	Self-employed	494	325	819	515	369	884	559	397	956
	Employees	404	780	1,184	358	734	1,092	390	682	1,072
c=(a+b)	Total employment in persons	8,170	5,556	13,726	8,483	5,787	14,270	9,109	6,099	15,208
d	Part-time secondary	2,064	729	2,793	2,241	815	3,056	2,210	1,152	3,362
	Self-employed	1,164	268	1,432	1,317	343	1,660	1,503	379	1,882
	Employees	900	461	1,361	924	472	1,396	707	773	1,480
e=(c+d)	Total employment in jobs	10,234	6,285	16,519	10,724	6,602	17,326	11,319	7,251	18,570

Notes:

1. Employment by place of work takes into account those persons who effectively work in the regions of Malta and Gozo and Comino respectively, irrespective of their locality/region of residence.
2. Employment in persons comprise full-time and part-time (primary only) employment.
3. Employment in jobs exceeds employment in persons as it includes part-time secondary employment. The latter implies that a person may have more than one job.
4. Data for each year is as at 31 December.

Sources: Jobsplus, Employment Statistics - NSO

Table 5. Persons registering for work under Part I and Part II by age, sex, district (LAU 1) and duration of unemployment: 2021

		< 20 years			20-29 years			30-39 years			40-49 years			≥ 50 years			Total		
		Males	Females	Total	Males	Females	Total	Males	Females	Total	Males	Females	Total	Males	Females	Total	Males	Females	Total
Southern Harbour	0-12 wks	12	4	16	18	5	23	16	6	22	23	11	34	27	4	31	96	30	126
	13-52 wks	11	2	13	8	6	14	16	5	21	9	0	9	17	0	17	61	13	74
	53-104 wks	1	1	2	3	2	5	6	0	6	3	3	6	9	4	13	22	10	32
	≥ 105 wks	0	0	0	0	2	2	5	4	9	18	4	22	34	11	45	57	21	78
	Total	24	7	31	29	15	44	43	15	58	53	18	71	87	19	106	236	74	310
Northern Harbour	0-12 wks	6	0	6	20	14	34	19	9	28	18	7	25	19	5	24	82	35	117
	13-52 wks	2	3	5	8	3	11	10	6	16	6	2	8	14	3	17	40	17	57
	53-104 wks	0	0	0	4	1	5	6	0	6	14	1	15	9	4	13	33	6	39
	≥ 105 wks	0	0	0	1	1	2	4	1	5	13	2	15	29	7	36	47	11	58
	Total	8	3	11	33	19	52	39	16	55	51	12	63	71	19	90	202	69	271
South Eastern	0-12 wks	8	3	11	22	10	32	6	8	14	10	6	16	11	2	13	57	29	86
	13-52 wks	2	2	4	6	0	6	8	1	9	6	3	9	19	6	25	41	12	53
	53-104 wks	0	0	0	3	6	9	3	0	3	5	1	6	7	7	14	18	14	32
	≥ 105 wks	0	0	0	0	0	0	4	0	4	4	0	4	7	5	12	15	5	20
	Total	10	5	15	31	16	47	21	9	30	25	10	35	44	20	64	131	60	191
Western	0-12 wks	5	1	6	11	1	12	5	4	9	1	4	5	10	1	11	32	11	43
	13-52 wks	3	1	4	7	1	8	6	2	8	9	4	13	8	1	9	33	9	42
	53-104 wks	0	0	0	0	0	0	0	0	0	0	1	1	1	0	1	1	1	2
	≥ 105 wks	0	0	0	1	1	2	2	0	2	4	1	5	6	5	11	13	7	20
	Total	8	2	10	19	3	22	13	6	19	14	10	24	25	7	32	79	28	107
Northern	0-12 wks	3	1	4	8	6	14	8	11	19	11	9	20	12	9	21	42	36	78
	13-52 wks	1	0	1	5	4	9	7	2	9	6	4	10	16	7	23	35	17	52
	53-104 wks	1	0	1	3	0	3	3	1	4	1	0	1	5	4	9	13	5	18
	≥ 105 wks	0	0	0	0	0	0	1	2	3	6	4	10	15	4	19	22	10	32
	Total	5	1	6	16	10	26	19	16	35	24	17	41	48	24	72	112	68	180
Gozo and Comino	0-12 wks	2	0	2	13	6	19	4	4	8	7	3	10	3	4	7	29	17	46
	13-52 wks	1	2	3	3	0	3	5	2	7	6	3	9	3	2	5	18	9	27
	53-104 wks	1	0	1	1	1	2	0	0	0	2	1	3	3	3	6	7	5	12
	≥ 105 wks	0	0	0	1	1	2	5	0	5	1	1	2	8	6	14	15	8	23
	Total	4	2	6	18	8	26	14	6	20	16	8	24	17	15	32	69	39	108
MALTA	Total	59	20	79	146	71	217	149	68	217	183	75	258	292	104	396	829	338	1,167

Note: Data is as at 31 December.

Source: Jobsplus

Chart 4a. Full-time employment of Gozo and Comino residents by sector, industry and place of residence: 2021

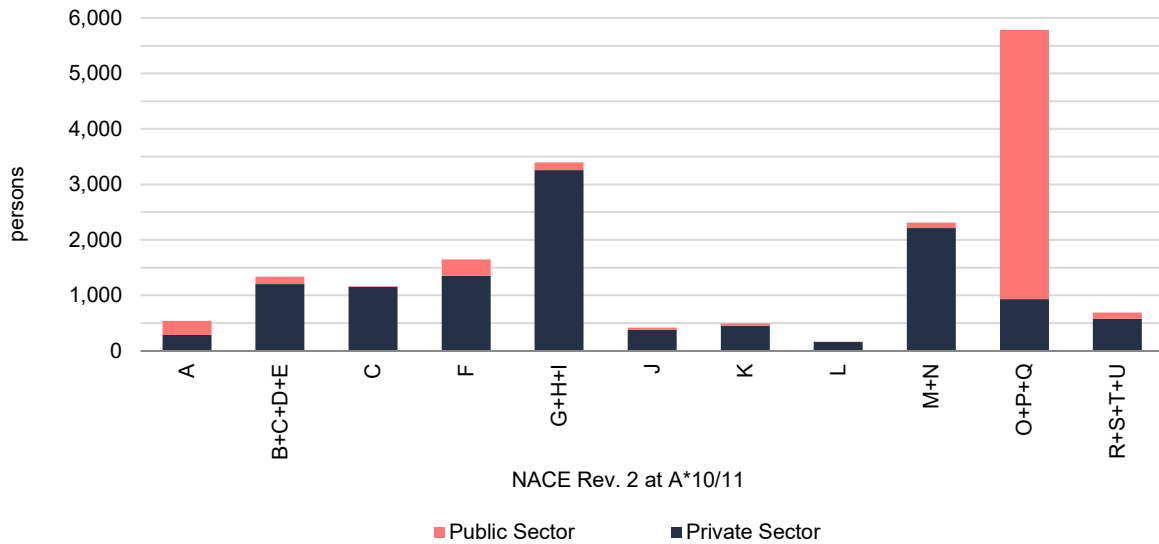


Chart 4b. Full-time employment in Gozo and Comino region by sector, industry and place of work: 2021

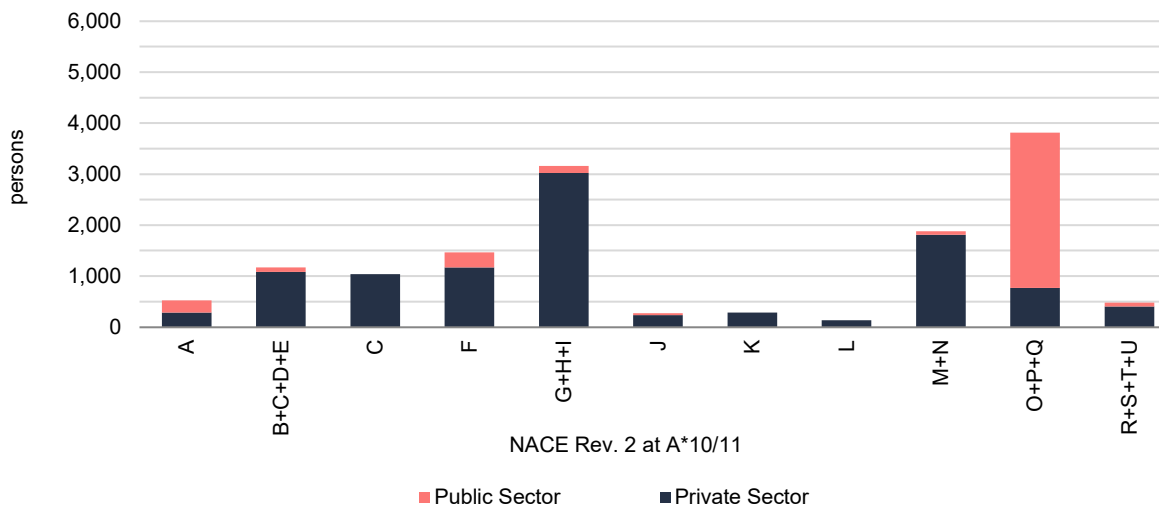


Chart 5a. Full-time employment of Gozo and Comino residents by sex, industry and place of residence: 2021

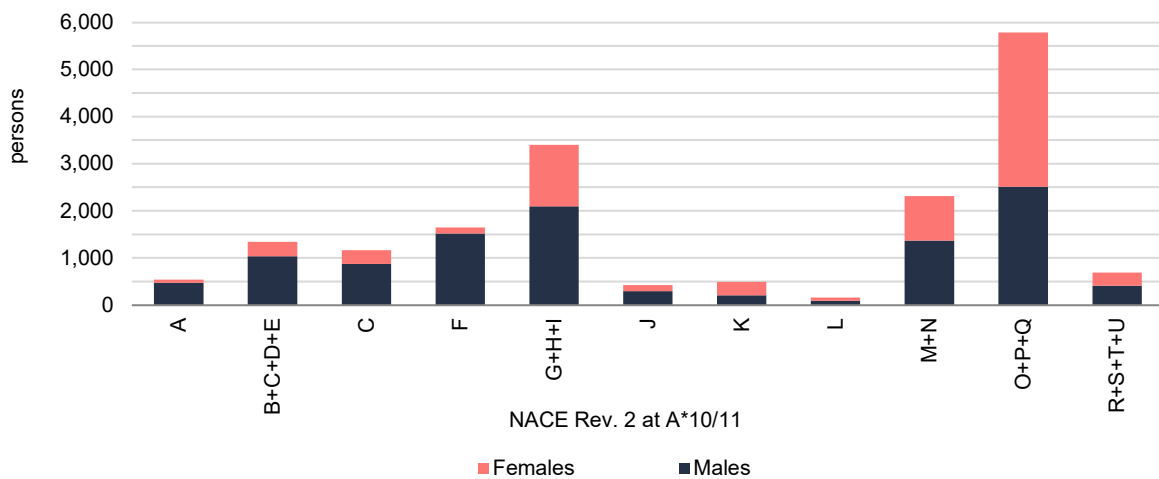


Chart 5b. Full-time employment in Gozo and Comino region by sex, industry and place of work: 2021

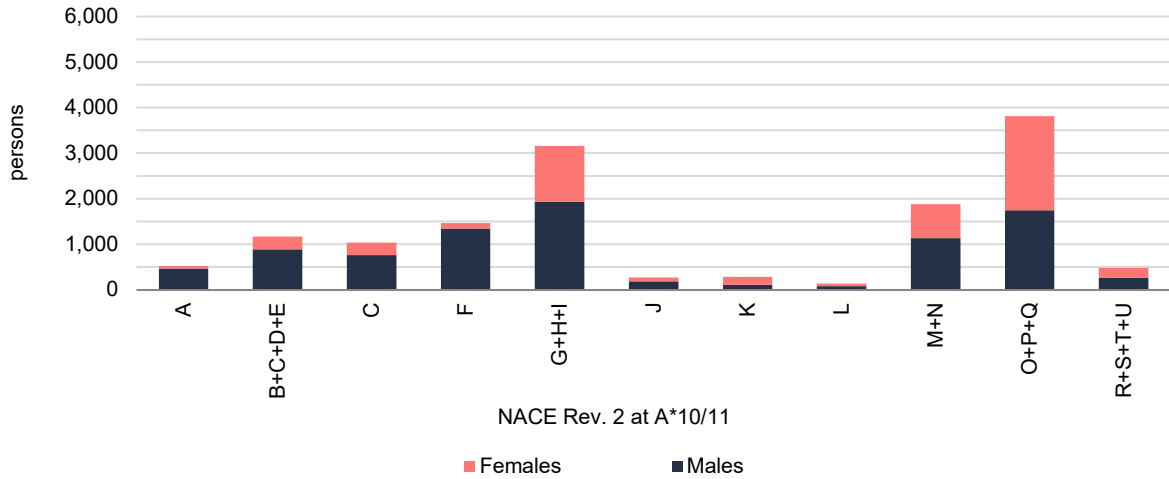


Chart 6a. Full-time employment of Gozo and Comino residents in Malta region by sector and industry: 2021

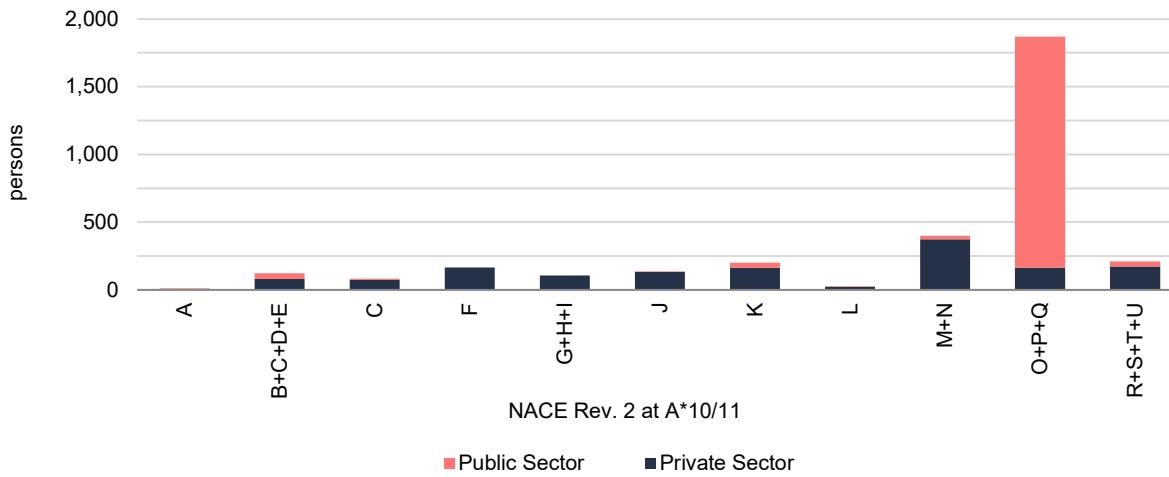


Chart 6b. Full-time employment of Gozo and Comino residents in Malta region by sex and industry: 2021

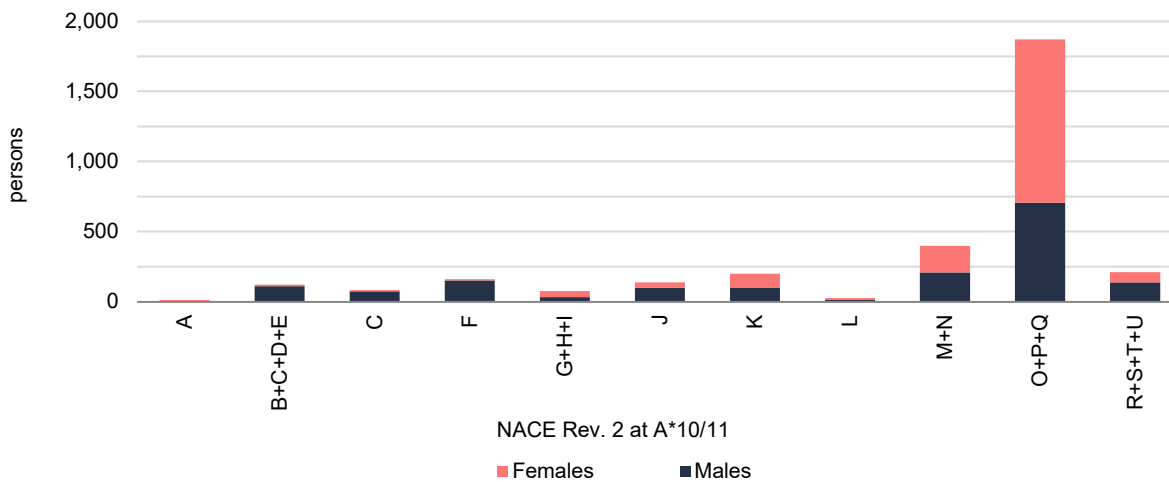


Chart 7. Percentage distribution of full-time employment by region, industry and place of work: 2021

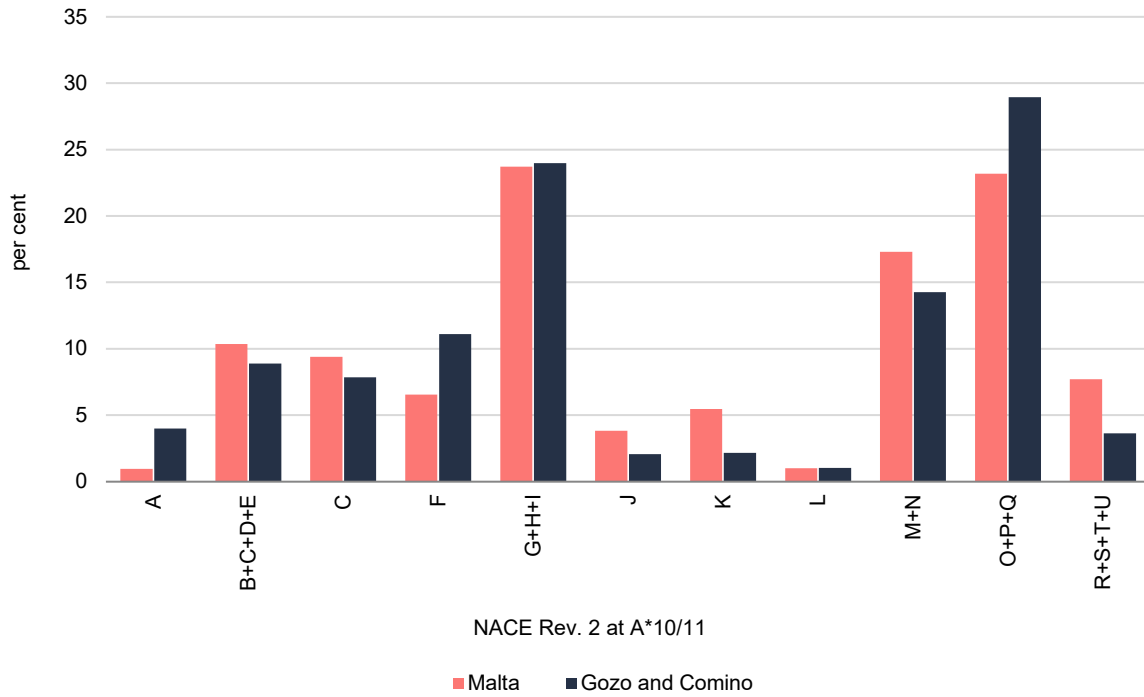


Chart 8. Percentage distribution of part-time employment of Gozo and Comino residents by type, industry and place of residence: 2021

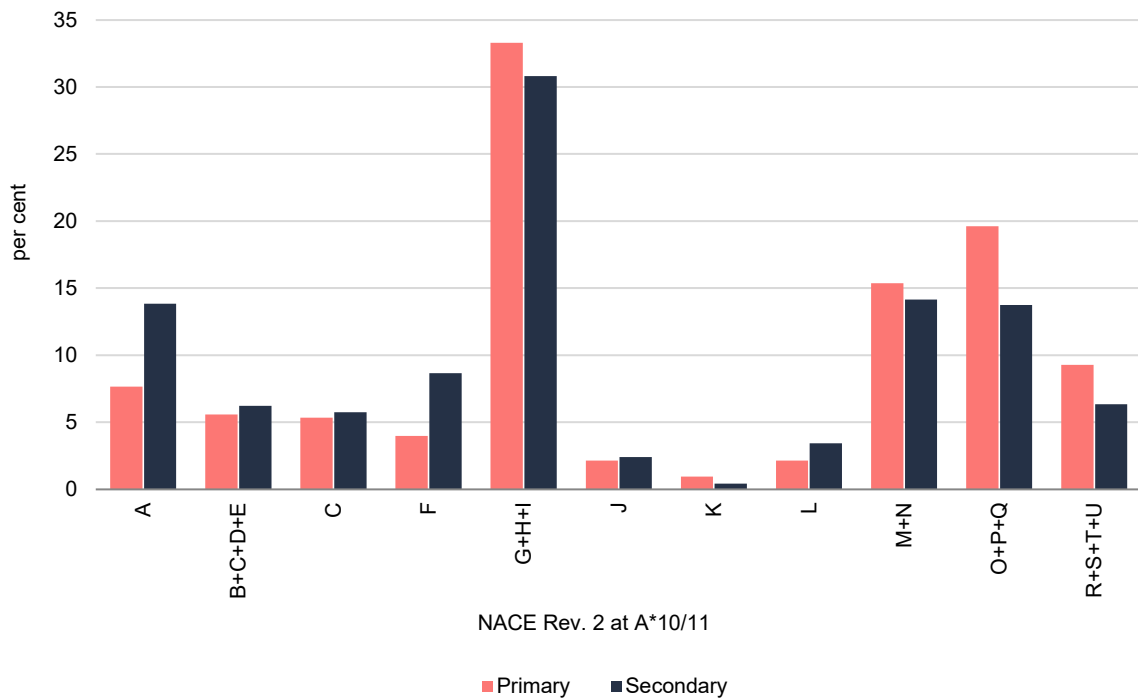


Chart 9. Percentage distribution of full-time employment in persons by region of work, sector and sex: 2021

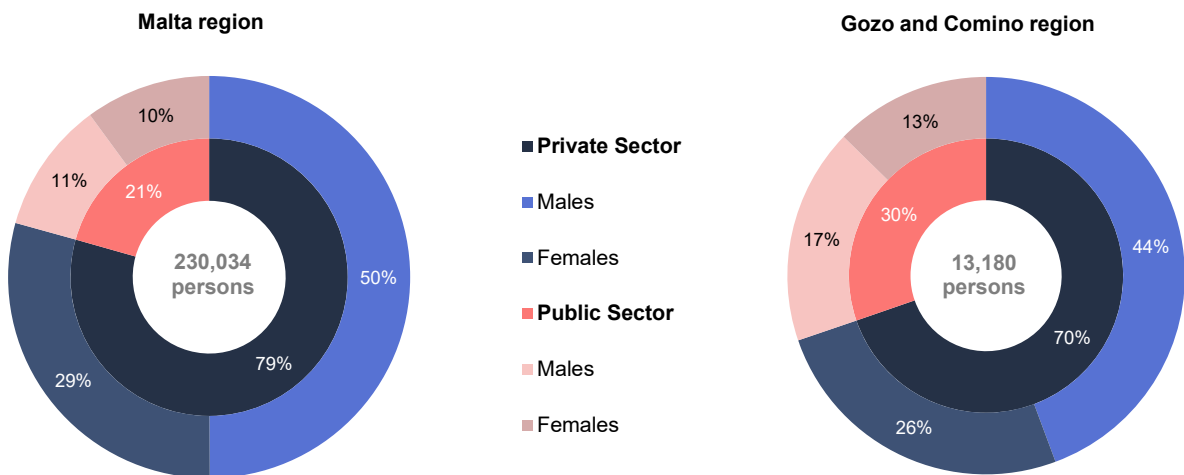


Chart 10. Percentage distribution of part-time employment in jobs by region of work, sector and sex: 2021

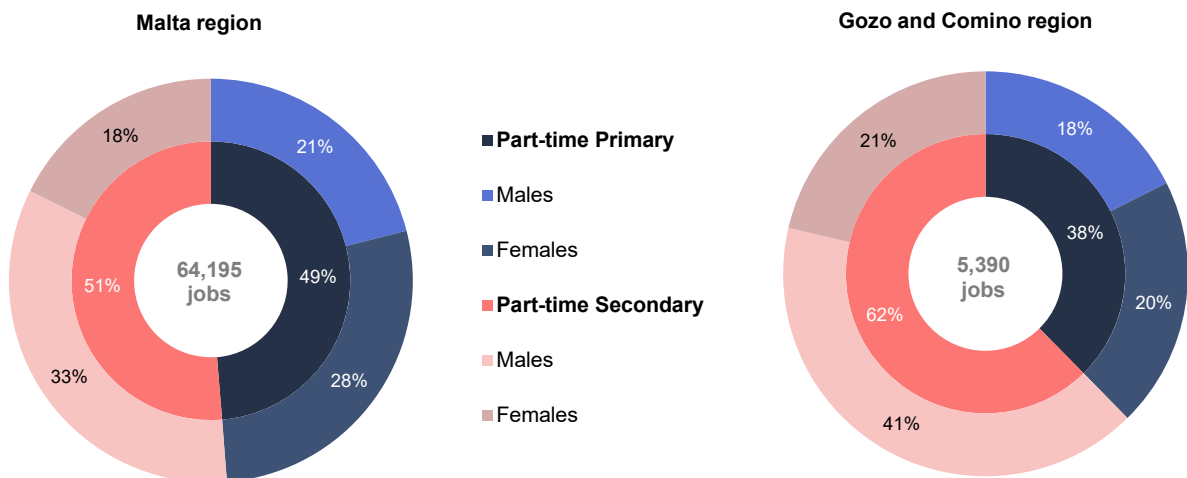
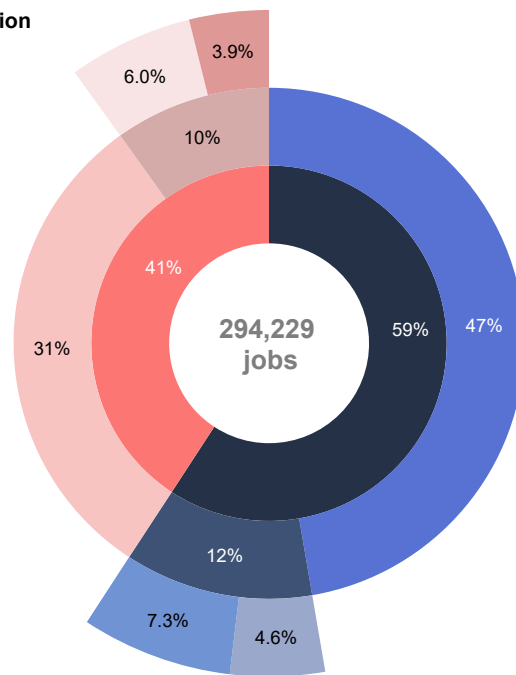


Chart 11. Percentage distribution of employment in jobs by region of work, sex and type: 2021

Malta region



Females

- Females Full-time
- Females Part-time
- Females Part-time Primary
- Females Part-time Secondary

Males

- Males Full-time
- Males Part-time
- Males Part-time Primary
- Males Part-time Secondary

Gozo and Comino region

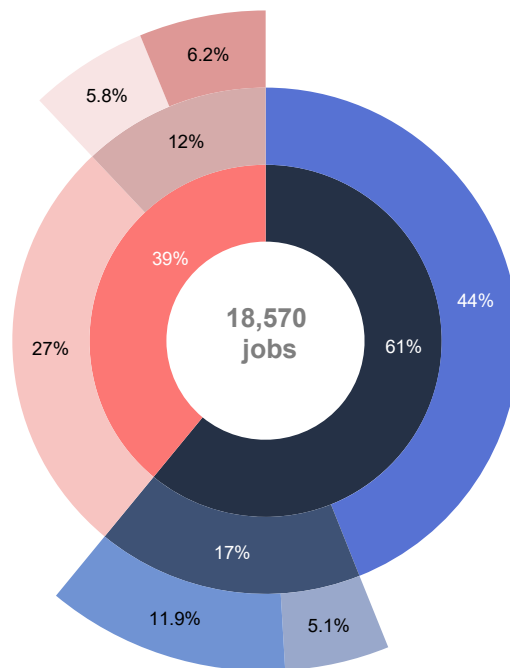
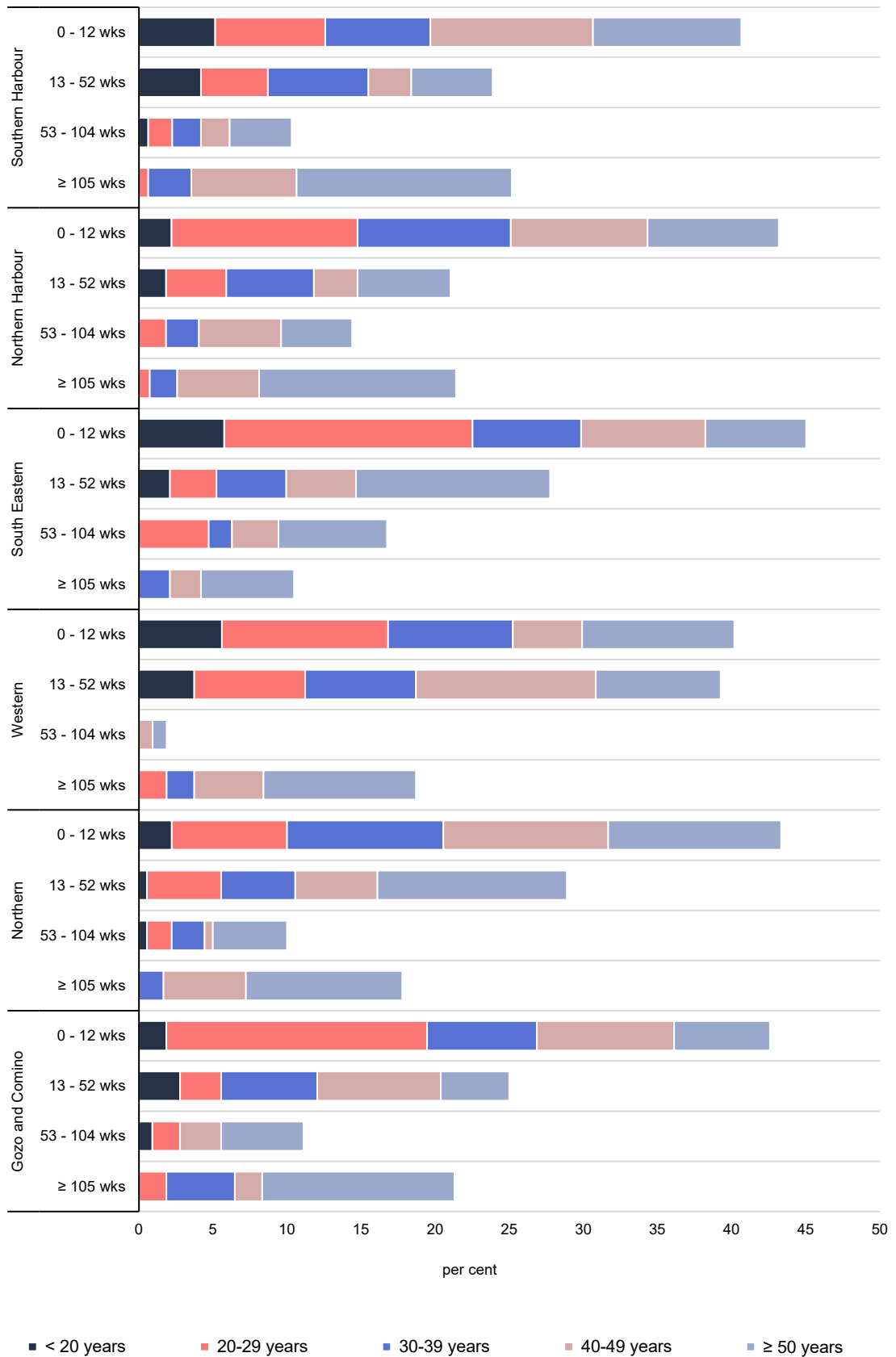


Chart 12. Percentage distribution of registered unemployed by district (LAU 1), age and duration of unemployment as at end December 2021



Methodological Notes:

1. All data in this News Release are in line with the European System of Accounts (ESA 2010) (ISBN 978-92-79-31242-7) and the manual on Regional Accounts Methods (ISBN 978-92-79-32357-7). The European System of National and Regional Accounts is an internationally compatible accounting framework for a systematic and detailed description of a total economy (whether this is a region, a country, or a group of countries), its components, and its relations with other total economies. Regional accounts are a regional specification of the corresponding accounts of the total economy.
2. The data provided in this release, including the relevant classifications, is based on administrative records held at Jobsplus and on the latest data published by the National Statistics Office i.e. News Release 160/2021 (issued on 7 September 2021) and News Release 084/2022 (issued on 12 May 2022). The information contained in this release is subject to revisions.
3. Full-time and part-time status is determined by the employer's declaration (or that made by a self-employed person) in the engagement form which is required to be sent to Jobsplus upon commencement of employment.
4. a. Employment by **place of work** takes into account those persons who effectively work in the regions of Malta and Gozo and Comino respectively, irrespective of their locality/region of residence.
b. Employment by **place of residence** is based on employee residence as declared by the employer upon engagement with Jobsplus.
c. **Gozo and Comino residents Commuter Workers (employed persons)** is calculated using the following formula: Gozo and Comino Total employed persons by place of residence (Table 1) - Gozo and Comino Total employed persons by place of work (Table 2) - Maltese residents working in the Gozo and Comino region.
d. **Gozo and Comino residents Commuter Workers (full-time employment)** is calculated using the following formula: Gozo and Comino full-time employment by place of residence (Table 3) - Gozo and Comino full-time employment by place of work (Table 4) - Maltese residents working in the Gozo and Comino region.
During 2021, the total number of Maltese residents working in Gozo and Comino region amounted to 395.
5. Registered Unemployed provides data on the number of persons actively seeking work through Jobsplus. The data includes Part I and Part II of the unemployment register:
 - a. **Part I of the unemployment register** includes new job seekers who have left school, re-entrants into the labour market and individuals who have been made redundant by their former employers.
 - b. **Part II of the unemployment register** includes workers who have been dismissed from work due to disciplinary action, left work out of their own free will, refused work or training opportunities or were struck off the register after an inspection by the Law Enforcement personnel.
6. Labour Supply comprises the full-time gainfully occupied population and the registered unemployed population.
7. **Statistical Regions and Districts of MALTA.**

The Nomenclature of Territorial Units for Statistics (NUTS) is a hierarchical classification which divides the economic territory of the European Union for the purpose of producing regional statistics that are comparable across the European Union (NUTS 1 to 3 levels). To meet the demand for statistics at a local level, Eurostat has created a system of Local Administrative Units (LAUs) that is compatible with NUTS.

NUTS 1	MALTA
NUTS 2	MALTA
NUTS 3	Malta Region Gozo and Comino Region

As indicated above NUTS 3 divides MALTA into two regions. In addition, LAU 1 divides MALTA into six districts and LAU 2 into 68 localities.

8. The industry classification of this news release is being published at NACE Rev. 2 at A*10/11.
9. Statistics in this news release should be interpreted in the context of the COVID-19 situation.
10. References to this news release are to be cited appropriately.
11. A detailed news release calendar is available on:
https://nso.gov.mt/en/News_Releases/Release_Calendar/Pages/News-Release-Calendar.aspx