

Tertiary-level graduates totalled 5,597 during 2021, equivalent to an increase of 20.9 per cent over the previous year.

Graduates: 2021

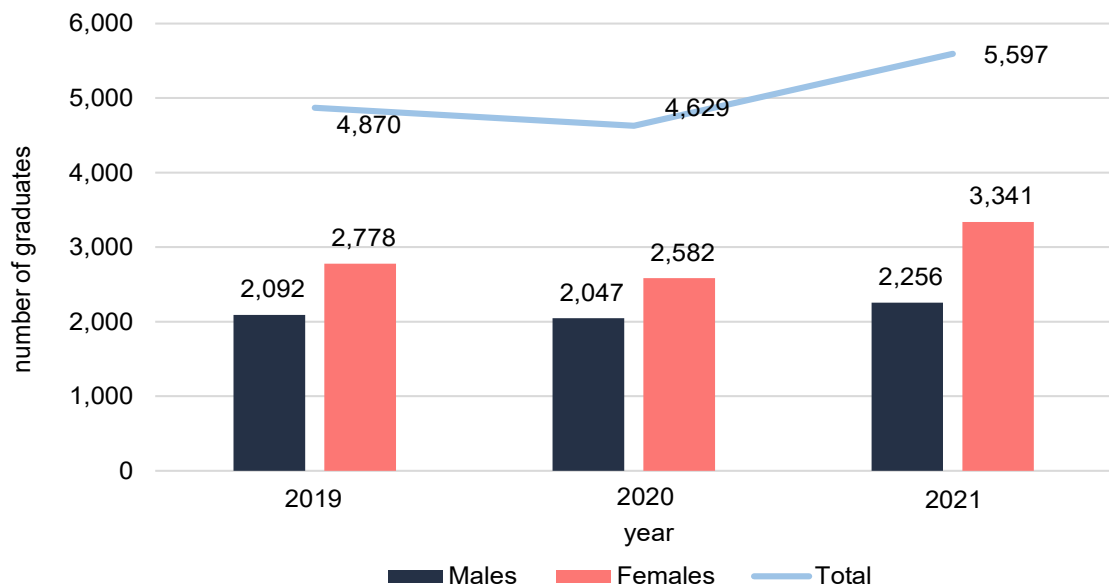
The largest share of tertiary graduates (58.7 per cent) attained a qualification at ISCED level 6 (Bachelor's or equivalent). This was followed by 31.8 per cent of total tertiary graduates who attained their qualification at ISCED level 7 (Master's or equivalent) (Table 1).

The majority of tertiary graduates (59.7 per cent) were females (Chart 1, Table 1). Females surpassed males in all levels of tertiary education (Chart 2). The absolute majority, or 51.1 per cent of tertiary-level graduates, were aged between 20 and 24 years (Table 2).

During 2021, 63.2 per cent of graduates attained a qualification from a full-time programme (Table 3). Foreign graduates totalled 797, equivalent to 14.2 per cent of total tertiary-level graduates, decreasing by 0.1 percentage points over the previous year (Table 4). Non-EU nationals comprised the largest proportion of all foreign tertiary graduates (68.0 per cent)(Chart 3).

The 'Business, administration and law' field of education was the most popular field amongst tertiary graduates in 2021, accounting for almost one third of the total, at 30.7 per cent. This was followed by graduates in the 'Education' field of education at 16.8 per cent. 'Agriculture, forestry, fisheries and veterinary' was the least popular field of education among tertiary graduates (Table 5, Chart 4) ■

Chart 1. Tertiary¹ graduates by year and sex



¹ Tertiary level refers to ISCED levels 5-8. Refer to methodological notes 2 and 4.

Table 1. Profile of tertiary¹ graduates by year

Characteristics	Year			Change	Percentage change
	2019	2020	2021	2021/2020	
Sex					
Males	2,092	2,047	2,256	209	10.2
Females	2,778	2,582	3,341	759	29.4
Age group					
Under 20	54	44	44	-	-
20 to 29	3,800	3,619	3,823	204	5.6
30 to 49	886	854	1,507	653	76.5
50 and over	130	112	223	111	99.1
Nationality²					
Maltese	4,232	3,964	4,800	836	21.1
Other EU	188	153	255	102	66.7
Non-EU	450	511	542	31	6.1
Unspecified	-	1	-	-1	-100.0
District of residence					
Southern Harbour	602	596	788	192	32.2
Northern Harbour	1,391	1,307	1,487	180	13.8
South Eastern	717	697	837	140	20.1
Western	744	761	832	71	9.3
Northern	789	739	888	149	20.2
Gozo and Comino	393	346	538	192	55.5
Foreign residence	234	183	227	44	24.0
ISCED level (2011)³					
ISCED 5 - Short-cycle tertiary education	432	337	401	64	19.0
ISCED 6 - Bachelor's or equivalent	2,714	2,570	3,287	717	27.9
ISCED 7 - Master's or equivalent	1,684	1,656	1,779	123	7.4
ISCED 8 - Doctoral or equivalent	40	66	130	64	97.0
Intensity of study					
Full-time	3,538	3,496	3,536	40	1.1
Part-time	1,332	1,133	2,061	928	81.9
Type of institution					
State	4,089	3,862	4,270	408	10.6
Independent	781	767	1,327	560	73.0
Total tertiary graduates	4,870	4,629	5,597	968	20.9

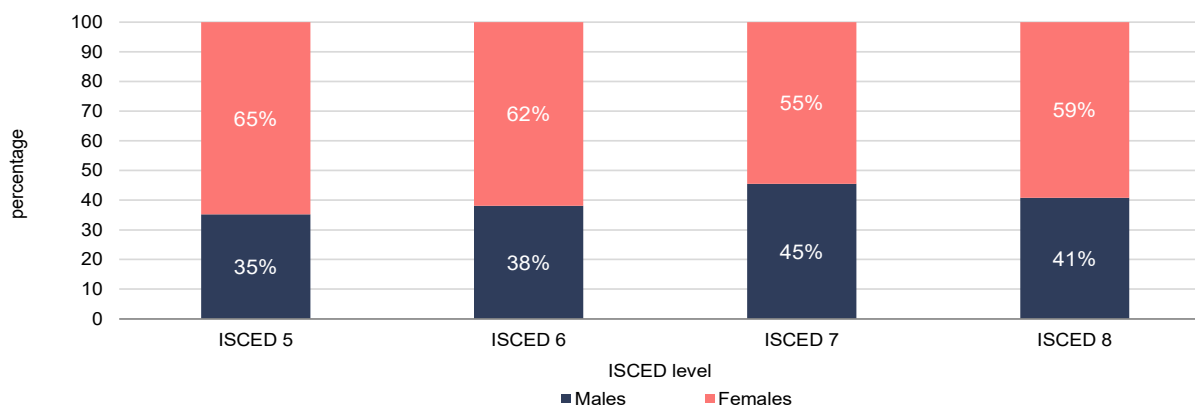
¹ Tertiary level refers to ISCED levels 5-8. Refer to methodological notes 2 and 4.

² As from 2020 UK is excluded from 'Other EU' and included in 'Non-EU'. Refer to methodological note 7.

³ For ISCED-2011 classification refer to methodological notes 4 and 8.

Note: Totals may not add up due to rounding.

Chart 2. Percentage distribution of tertiary¹ graduates by ISCED level² and sex: 2021



¹ Tertiary level refers to ISCED levels 5 - 8. Refer to methodological notes 2 and 4.

² For ISCED-2011 classification refer to methodological notes 4 and 8.

Table 2. Tertiary¹ graduates by year, sex and age group

Age group	Year			Change	Percentage change
	2019	2020	2021		
	Males				
Under 20	24	12	12	-	-
20-24	1,223	1,228	1,194	-34	-2.8
25-29	413	387	424	37	9.6
30-34	167	164	205	41	25.0
35-39	89	100	142	42	42.0
40-44	67	68	116	48	70.6
45-49	47	38	78	40	105.3
50-54	24	29	46	17	58.6
55-59	20	7	26	19	271.4
60-64	7	6	7	1	16.7
65+	11	8	6	-2	-25.0
Total	2,092	2,047	2,256	209	10.2
	Females				
Under 20	30	32	32	-	-
20-24	1,739	1,600	1,664	64	4.0
25-29	425	404	541	137	33.9
30-34	200	206	375	169	82.0
35-39	131	124	258	134	108.1
40-44	120	84	189	105	125.0
45-49	65	70	144	74	105.7
50-54	37	36	84	48	133.3
55-59	23	21	43	22	104.8
60-64	4	3	9	6	200.0
65+	4	2	2	-	-
Total	2,778	2,582	3,341	759	29.4
	Total				
Under 20	54	44	44	-	-
20-24	2,962	2,828	2,858	30	1.1
25-29	838	791	965	174	22.0
30-34	367	370	580	210	56.8
35-39	220	224	400	176	78.6
40-44	187	152	305	153	100.7
45-49	112	108	222	114	105.6
50-54	61	65	130	65	100.0
55-59	43	28	69	41	146.4
60-64	11	9	16	7	77.8
65+	15	10	8	-2	-20.0
Total	4,870	4,629	5,597	968	20.9

¹ Tertiary level refers to ISCED levels 5 - 8. Refer to methodological notes 2 and 4.

Table 3. Tertiary¹ graduates by year, intensity of study and ISCED level²

ISCED level (2011)	Year			Change	Percentage change
	2019	2020	2021	2021/2020	
	Full-time				
ISCED 5	250	223	277	54	24.2
ISCED 6	2,266	2,215	2,157	-58	-2.6
ISCED 7	997	1,007	993	-14	-1.4
ISCED 8	25	51	109	58	113.7
Total	3,538	3,496	3,536	40	1.1
	Part-time				
ISCED 5	182	114	124	10	8.8
ISCED 6	448	355	1,130	775	218.3
ISCED 7	687	649	786	137	21.1
ISCED 8	15	15	21	6	40.0
Total	1,332	1,133	2,061	928	81.9
	Total				
ISCED 5	432	337	401	64	19.0
ISCED 6	2,714	2,570	3,287	717	27.9
ISCED 7	1,684	1,656	1,779	123	7.4
ISCED 8	40	66	130	64	97.0
Total	4,870	4,629	5,597	968	20.9

¹ Tertiary level refers to ISCED levels 5-8. Refer to methodological notes 2 and 4.

² For ISCED-2011 classification refer to methodological notes 4 and 8.

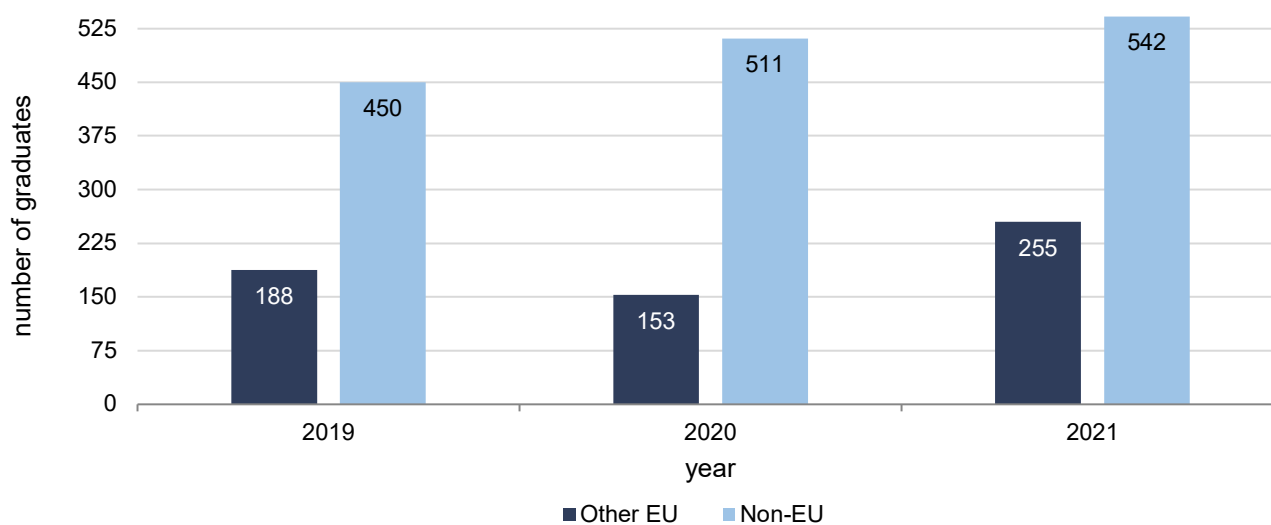
Table 4. Tertiary¹ graduates by year and nationality

Nationality	Year		
	2019	2020	2021
Malta	4,232	3,964	4,800
Other EU²	188	153	255
<i>of which:</i>			
Italy	31	49	143
Croatia	-	2	19
Germany	15	17	14
Greece	3	5	12
United Kingdom	49	n/a	n/a
Non-EU²	450	511	542
<i>of which:</i>			
India	111	182	189
Nigeria	30	20	62
United Kingdom	n/a	33	30
Pakistan	7	14	28
Libya	44	13	22
Unspecified	-	1	-
Total	4,870	4,629	5,597
% foreign	13.1	14.3	14.2

¹ Tertiary level refers to ISCED levels 5 - 8. Refer to methodological notes 2 and 4.

² As from 2020 UK is excluded from 'Other EU' and included in 'Non-EU'. Refer to methodological note 7.

Chart 3. Foreign tertiary¹ graduates by year and nationality



¹ Tertiary level refers to ISCED levels 5 - 8. Refer to methodological notes 2 and 4.

Note: As from 2020 UK is excluded from 'Other EU' and included in 'Non-EU'. Refer to methodological note 7.

Table 5. Tertiary¹ graduates by year, sex and field of education²

Field of education (ISCED-F 2013)	Year			Change	Percentage change
	2019	2020	2021	2021/2020	
Males					
Generic programmes and qualifications	1	17	-	-17	-100.0
Education	90	41	126	85	207.3
Arts and humanities	174	161	146	-15	-9.3
Social sciences, journalism and information	168	162	167	5	3.1
Business, administration and law	757	810	807	-3	-0.4
Natural sciences, mathematics and statistics	94	87	81	-6	-6.9
Information and Communication Technologies	247	260	307	47	18.1
Engineering, manufacturing and construction	254	218	220	2	0.9
Agriculture, forestry, fisheries and veterinary	6	6	2	-4	-66.7
Health and welfare	244	221	270	49	22.2
Services	57	64	130	66	103.1
Total	2,092	2,047	2,256	209	10.2
Females					
Generic programmes and qualifications	-	21	-	-21	-100.0
Education	338	267	817	550	206.0
Arts and humanities	263	257	250	-7	-2.7
Social sciences, journalism and information	299	310	368	58	18.7
Business, administration and law	903	818	911	93	11.4
Natural sciences, mathematics and statistics	96	97	96	-1	-1.0
Information and Communication Technologies	47	40	61	21	52.5
Engineering, manufacturing and construction	97	96	83	-13	-13.5
Agriculture, forestry, fisheries and veterinary	11	9	11	2	22.2
Health and welfare	643	599	620	21	3.5
Services	81	68	124	56	82.4
Total	2,778	2,582	3,341	759	29.4
Total					
Generic programmes and qualifications	1	38	-	-38	-100.0
Education	428	308	943	635	206.2
Arts and humanities	437	418	396	-22	-5.3
Social sciences, journalism and information	467	472	535	63	13.3
Business, administration and law	1,660	1,628	1,718	90	5.5
Natural sciences, mathematics and statistics	190	184	177	-7	-3.8
Information and Communication Technologies	294	300	368	68	22.7
Engineering, manufacturing and construction	351	314	303	-11	-3.5
Agriculture, forestry, fisheries and veterinary	17	15	13	-2	-13.3
Health and welfare	887	820	890	70	8.5
Services	138	132	254	122	92.4
Total	4,870	4,629	5,597	968	20.9

¹ Tertiary level refers to ISCED levels 5-8. Refer to methodological notes 2 and 4.

² For fields of education/ISCED-F 2013 classification refer to methodological notes 4 and 8.

Table 6. Tertiary¹ graduates by ISCED level² and field of education³: 2021

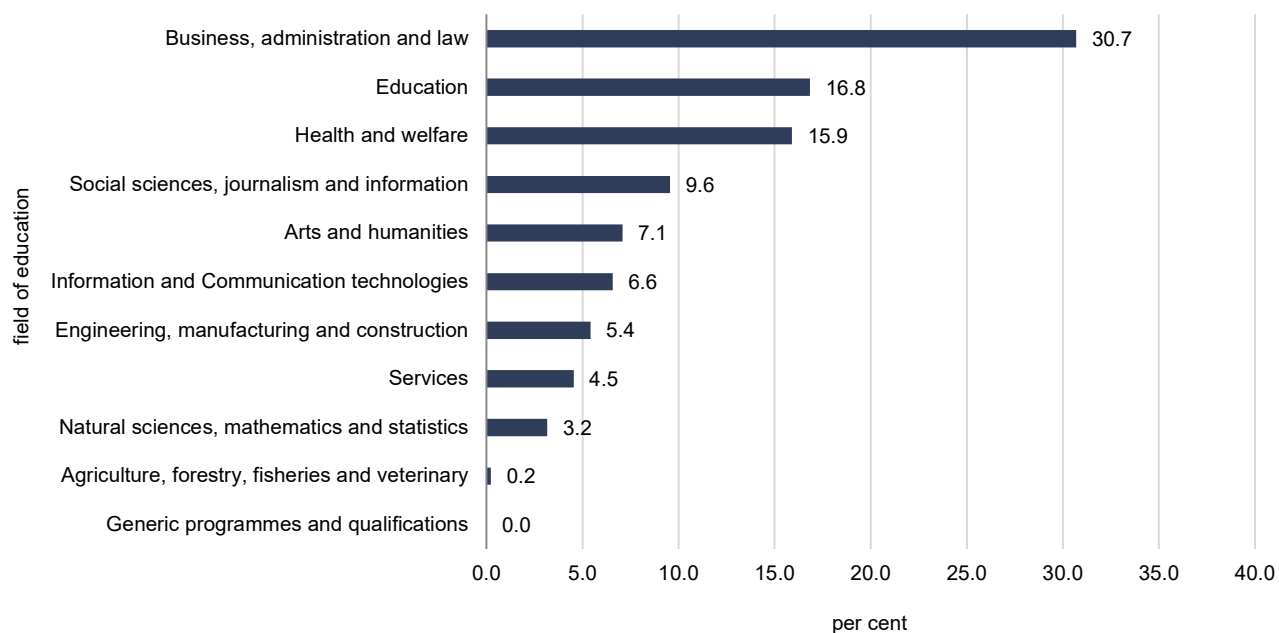
Field of education (ISCED-F 2013)	ISCED level (2011)				Total
	ISCED 5	ISCED 6	ISCED 7	ISCED 8	
Generic programmes and qualifications	-	-	-	-	-
Education	56	679	179	29	943
Arts and humanities	5	274	111	6	396
Social sciences, journalism and information	6	331	164	34	535
Business, administration and law	126	765	797	30	1,718
Natural sciences, mathematics and statistics	7	121	45	4	177
Information and Communication Technologies	29	265	71	3	368
Engineering, manufacturing and construction	3	207	85	8	303
Agriculture, forestry, fisheries and veterinary	-	13	-	-	13
Health and welfare	124	452	299	15	890
Services	45	180	28	1	254
Total	401	3,287	1,779	130	5,597

¹ Tertiary level refers to ISCED levels 5-8. Refer to methodological notes 2 and 4.

² For ISCED-2011 classification refer to methodological notes 4 and 8.

³ For fields of education/ISCED-F 2013 classification refer to methodological notes 4 and 8.

Chart 4. Percentage distribution of tertiary¹ graduates by field of education²: 2021



¹ Tertiary level refers to ISCED levels 5-8. Refer to methodological notes 2 and 4.

² For fields of education/ISCED-F 2013 classification refer to methodological notes 4 and 8.

Methodological Notes

1. Education statistics presented in this news release are processed by the National Statistics Office (NSO) on an annual basis in accordance with European Regulations (EC) 452/2008 and (EU) 912/2013. These regulations establish the basis of information to be collected from educational institutions at all levels of education and all economic sectors. By adhering to these regulations, all education statistics collected and processed by the NSO are comparable to other European countries following the same regulatory standards.
2. For the purpose of this news release 'Graduates' refers to tertiary graduates who obtained a qualification at ISCED levels 5 to 8 from institutions such as MCAST, ITS, University of Malta, and other public and private further and higher institutions.
3. This news release includes graduates who were enrolled in formal education courses with a minimum duration of one semester of full-time study (or the equivalent in part-time) and that are delivered in Malta. This news release excludes graduates in short courses (duration of less than the equivalence of one full-time semester), preparatory programmes and courses not delivered in Malta.
4. **Definitions and Classifications:**
 - **Graduates**
Students who successfully complete an educational programme during the reference year and who will be eventually awarded a qualification.
 - **International Standard Classification of Education - ISCED**
The International Standard Classification of Education (ISCED) is a framework for assembling, compiling, and analysing cross-nationally comparable statistics on education. ISCED belongs to the United Nations International Family of Economic and Social Classifications and is the reference classification for organising education programmes and related qualifications by levels and fields of education. ISCED is designed to serve as a framework to classify educational activities as defined in programmes and the resulting qualifications into internationally agreed categories. For more information refer to the ISCED 2011 Manual at: <http://uis.unesco.org/sites/default/files/documents/international-standard-classification-of-education-isced-2011-en.pdf>
In this news release, the following tertiary levels of the ISCED 2011 classification were included:
 - ISCED 5 - Short-cycle tertiary education
 - ISCED 6 - Bachelor's or equivalent level
 - ISCED 7 - Master's or equivalent level
 - ISCED 8 - Doctoral or equivalent level
 - **Fields of education**
ISCED Fields of Education and Training classifies educational programmes and related qualifications by fields of study. A field is the broad domain, branch or area of content covered by an education programme or qualification. For more information refer to the ISCED-F 2013 Manual at: <http://uis.unesco.org/sites/default/files/documents/isced-fields-of-education-and-training-2013-en.pdf>
 - **Age** is calculated as at 1st January of the reference year.
 - **Formal education**
Formal education is an institutionalised, intentional and planned type of education which is provided by public organisations and recognised private bodies. It consists primarily of initial education designed for children and young people before their first entry to the labour market. It also includes other types of education such as vocational, special needs and adult education provided they are recognised as part of the formal education system by the relevant national education authorities.
5. Graduates are counted only once in the data. In the case of multiple qualifications by the same person, graduates are weighted according to the intensity of study of their programmes.
6. Education Statistics data is provided by NSO to Eurostat on an annual basis in a dedicated questionnaire.
7. Owing to the UK's exit from the European Union (with effect from 1 February 2020), UK data is statistically classified as Non-EU from academic year 2019-2020 in the tables relating to nationality. Comparability between periods should be treated with caution.
8. More information relating to this release may be accessed at:
Sources and Methods: https://nso.gov.mt/en/nso/Sources_and_Methods/Unit_C4/Education_and_Information_Society_Statistics/Pages/Education-Statistics.aspx
Statistical Concepts: <https://metadata.nso.gov.mt/ConceptDetails.aspx?id=2223>
ISCED Level: <https://metadata.nso.gov.mt/classificationdetails.aspx?id=ISCED%202011>
ISCED Fields of education: <https://metadata.nso.gov.mt/classificationdetails.aspx?id=ISCED%20Fields%20of%20Education%20and%20Training%202013>
9. Totals may not add up due to rounding.
10. Data in this news release may be revised.
11. References to this news release are to be cited appropriately.
12. A detailed news release calendar is available on: https://nso.gov.mt/en/News_Releases/Release_Calendar/Pages/News-Release-Calendar.aspx

European statistics comparable to data in this news release are available at:

[EUROSTAT Website/Homepage/Statistics Database](#)

Data Navigation Tree

Database by themes

- >Population and social conditions
- >Education and training (educ)
 - >Education and training outcomes (educ_outc)
 - >Graduates (educ_uae_grad)

For further assistance send a request form:

<https://workflow.gov.mt/Runtime/Runtime/Form/01+NSO+Request+for+Statistical+Information/?language=en>