

News Releases

[Home](#) » Residential Property Transactions: May 2023



Salient Points **News** Data Methodology

Residential Property Transactions: May 2023

NR101/2023 Release Date: 12 June 2023 Cut-Off Date: 02 June 2023

In May 2023, the number of final deeds of sale and promise of sale agreements relating to residential property amounted to 1,080 and 1,304, respectively. In relation to the amounts registered in 2022, the final deeds of sale decreased by 13.7 per cent, whereas promise of sale agreements increased by 15.9 per cent.



This news release presents provisional data on residential property sale transactions based on the date of registration with the tax authority.

Final deeds of sale

In May 2023, the number of final deeds of sale relating to residential property amounted to 1,080, a 13.7 per cent decrease when compared to those registered a year earlier (Table 1a). The value of these deeds totalled €252.5 million, representing a decrease of 8.0 per cent when compared to the corresponding value recorded in May 2022 (Table 2a).

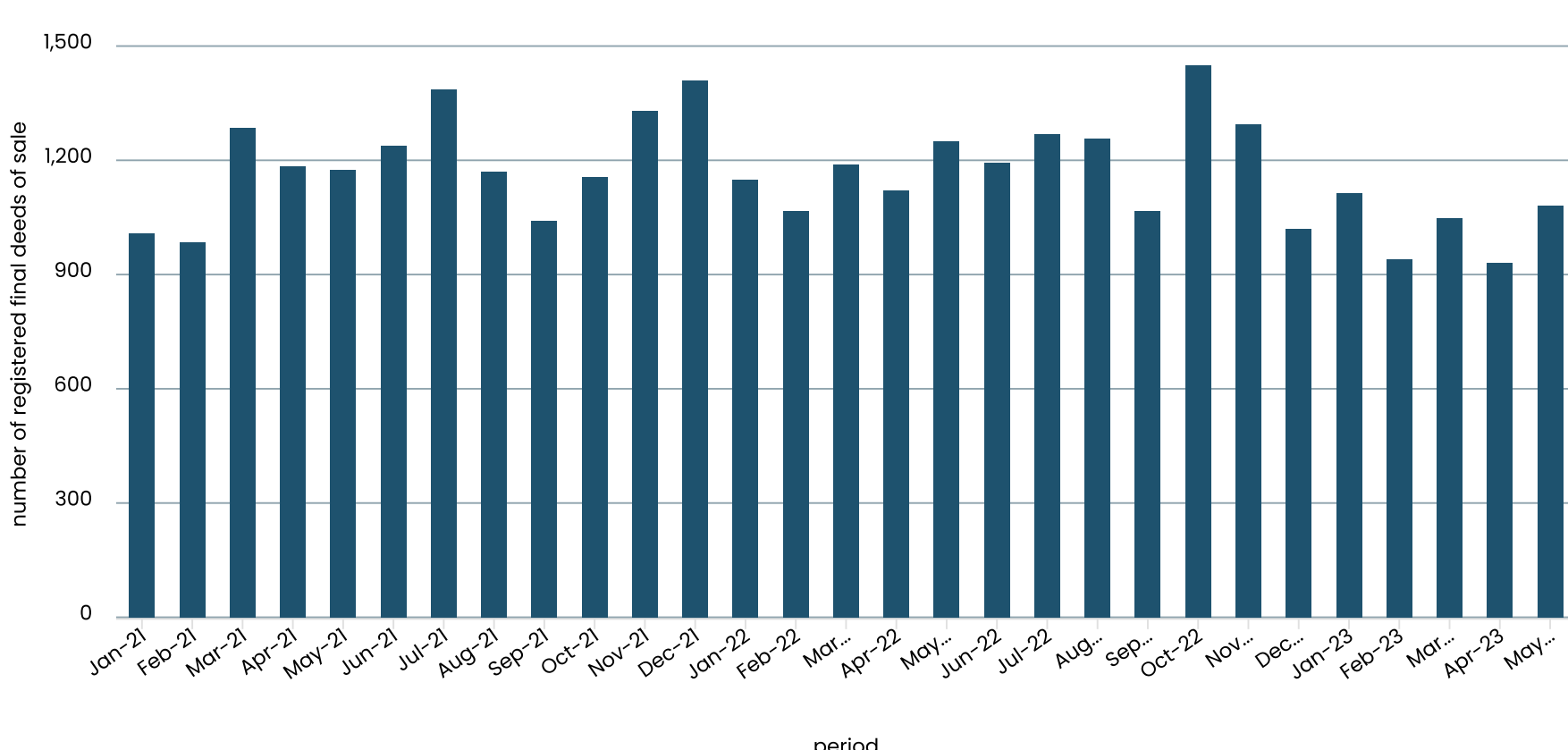
In the month under review, there were 978 final deeds of sale involving individual buyers (households), representing 90.6 per cent of the total, with companies accounting for virtually all the rest (Table 1b). The value of the deeds involving individual buyers (households) amounted to €208.3 million, equivalent to 82.5 per cent of the total value (Table 2b).

Final deeds of sale by district and by locality

In May 2023, the highest numbers of final deeds of sale were recorded in the Northern Harbour District, and the Northern District, registering a total of 317 and 192 deeds, respectively. At 102 and 146 deeds, the lowest numbers were recorded in the Western District, and the Gozo and Comino District, respectively (Table 3).

Chart 1. Registered final deeds of sale

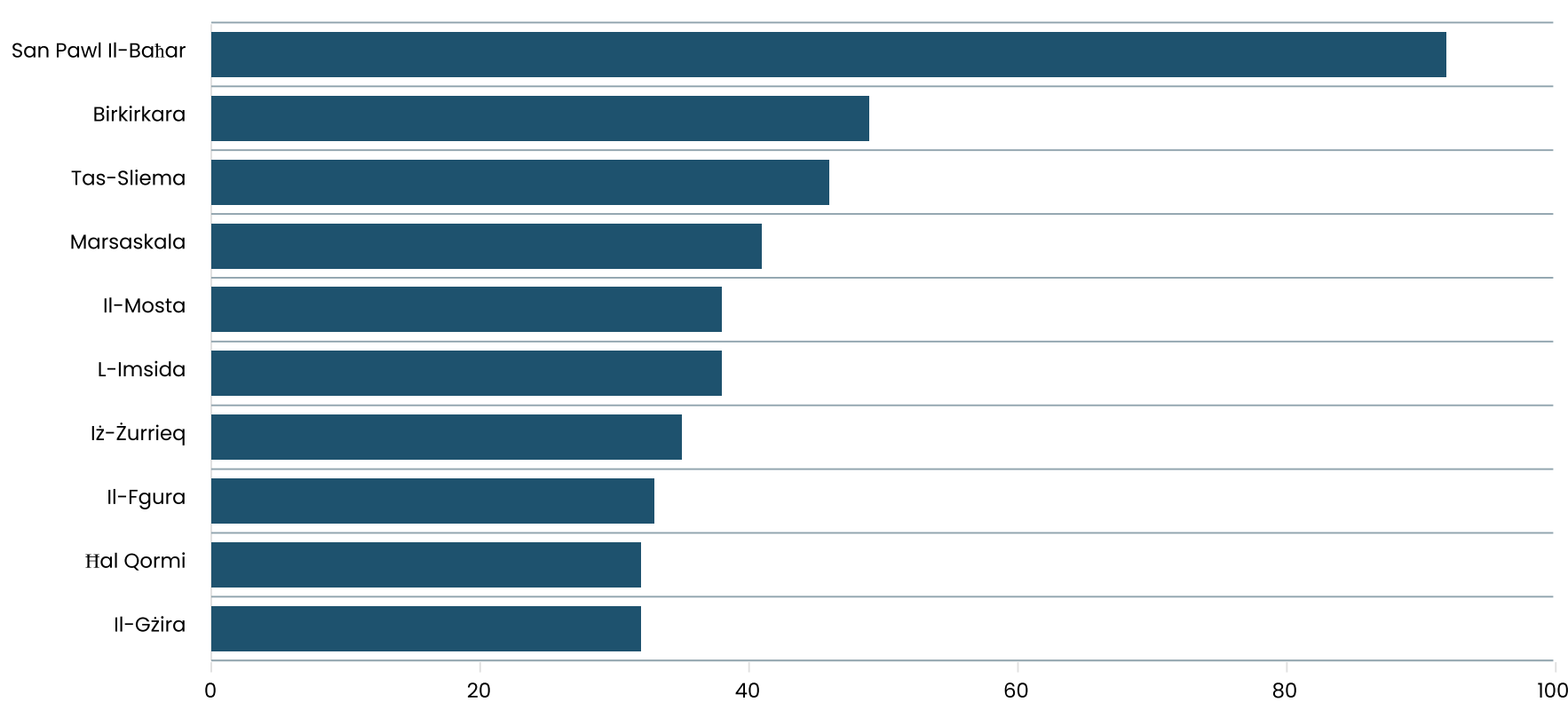
Monthly



The highest number of final deeds of sale were recorded in the following localities: San Pawl il-Baħar (92), Birkirkara (49), Tas-Sliema (46) and Marsaskala (41) (Chart 2a). The sum of contracts recorded in these localities corresponded to 21.1 per cent of the total final deeds of sale registered during May 2023.

Chart 2a. Localities registering the largest counts in May 2023

Final Deeds of Sale



Promise of sale agreements

In May 2023, 1,304 promise of sale agreements relating to residential property were registered, equivalent to an increase of 15.9 per cent over the previous year (Table 4a). Individual potential buyers (households) accounted for 1,209 of these agreements, representing 92.7 per cent of the total, while the rest mainly involved companies (Table 4b).

Promise of sale agreements by district and by locality

The largest number of promise of sale agreements related to residential properties in the Northern Harbour District with 373 agreements, followed by the Northern District with 258 agreements. On the other hand, the lowest figures of promise of sale agreements were noted in the Western District, and the Gozo and Comino District, at 120 and 167 agreements, respectively (Table 5).

The highest numbers of promise of sale agreements were recorded in the following localities: San Pawl il-Baħar (124), Tas-Sliema (54), Birkirkara (50) and Marsaskala (49) (Chart 2b). The sum of agreements recorded in these localities accounted for 21.2 per cent of the total amount of promise of sale agreements registered during May 2023.

Chart 2b. Localities registering the largest counts in May 2023

Promise of Sale Agreements

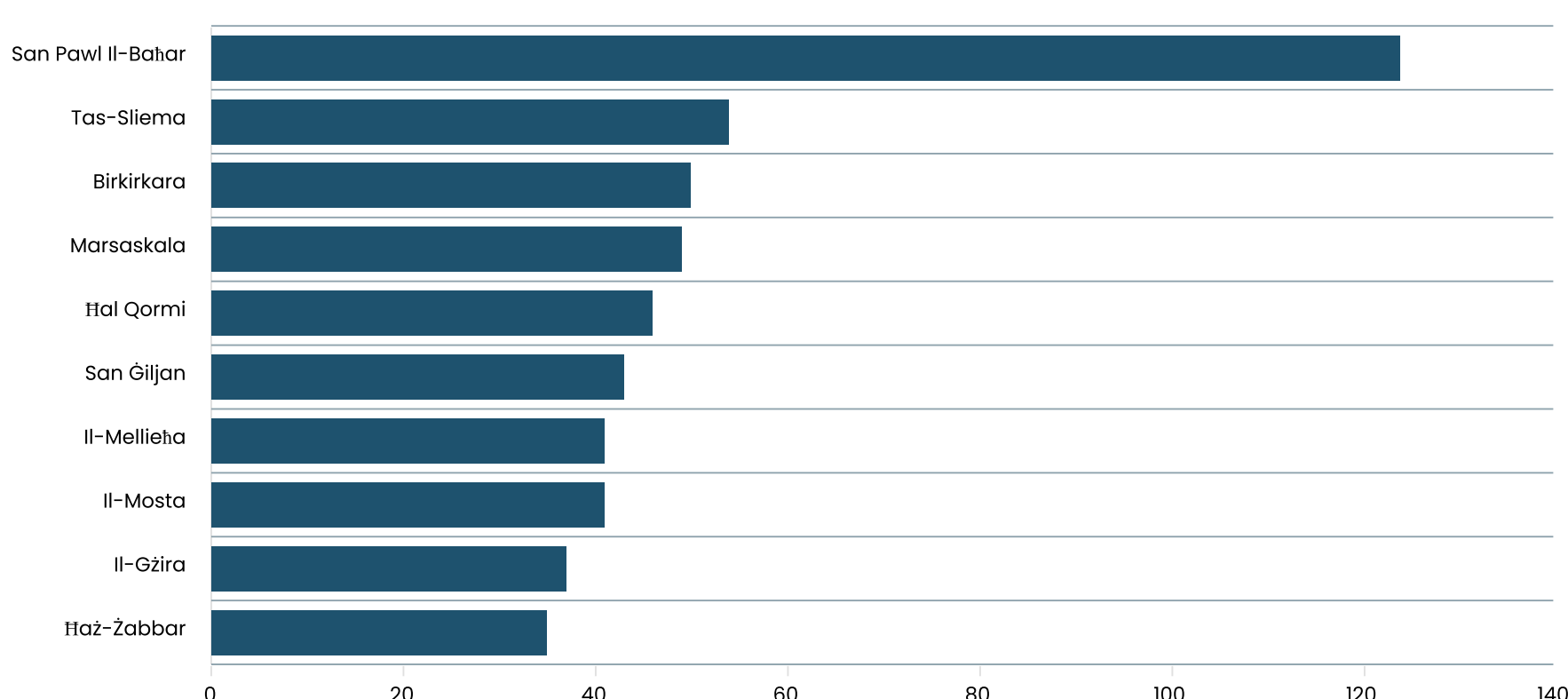


Table 1a. Number of final deeds of sale by period of registration

Period	2021	2022	2023
January	1,009	1,149	1,113
February	984	1,068	939
March	1,285	1,190	1,049
Q1	3,278	3,407	3,101
April	1,185	1,122	930
May	1,174	1,251	1,080
June	1,239	1,194	
Q2	3,598	3,567	
July	1,386	1,268	
August	1,170	1,258	
September	1,040	1,067	
Q3	3,596	3,593	
October	1,157	1,449	
November	1,330	1,294	
December	1,409	1,021	
Q4	3,896	3,764	
Total	14,368	14,331	

Table 1b. Number of final deeds of sale involving individual buyers (households) by period of registration

Period	2021	2022	2023
January	932	1,060	1,010
February	900	989	868
March	1,192	1,095	972
Q1	3,024	3,144	2,850
April	1,095	1,038	857
May	1,089	1,149	978
June	1,136	1,103	
Q2	3,320	3,290	
July	1,295	1,138	
August	1,073	1,136	
September	963	978	
Q3	3,331	3,252	
October	1,072	1,314	
November	1,242	1,170	
December	1,296	932	
Q4	3,610	3,416	
Total	13,285	13,102	

Note: Refer to methodological note 8.

Table 2a. Total value of final deeds of sale by period of registration

€ million

Period	2021	2022	2023
January	209.2	250.7	299.4
February	196.3	254.2	244.2
March	270.6	260.9	252.6
Q1	676.1	765.8	796.2
April	242.4	238.3	262.5
May	326.7	274.6	252.5
June	251.4	282.2	
Q2	820.5	795.1	
July	300.6	315.5	
August	247.7	289.8	
September	258.5	248.1	
Q3	806.8	853.4	
October	245.9	337.0	
November	297.8	303.4	
December	314.9	230.1	
Q4	858.6	870.5	
Total	3,162.0	3,284.8	

Table 2b. Value of final deeds of sale involving individual buyers (households) by period of registration

€ million

Period	2021	2022	2023
January	175.1	213.3	224.7
February	163.3	206.5	189.1
March	239.4	220.2	208.7
Q1	577.8	640.0	622.5
April	204.6	210.5	217.2
May	213.6	234.0	208.3
June	214.9	228.0	
Q2	633.1	672.5	
July	256.8	265.0	
August	209.0	244.3	
September	183.1	203.4	
Q3	648.9	712.7	
October	209.0	278.7	
November	263.2	246.9	
December	267.4	190.6	
Q4	739.6	716.2	
Total	2,599.4	2,741.4	

Note: Refer to methodological note 8.

Table 3. Number of final deeds of sale by period of registration, district and cluster of localities

District	Cluster		2022	2023	
			May	April	May
Southern Harbour	1.	Valletta, Il-Furjana, Il-Marsa	17	18	16
	2.	Santa Luċija, Ħal Tarxien, Il-Fgura, Raħal Ġdid, Ħal Luqa	83	63	83
	3.	Il-Birgu, L-Isla, Bormla, Il-Kalkara, Ħaż-Żabbar, Ix-Xgħajra	79	61	58
			179	142	157
Northern Harbour	4.	Il-Ħamrun, Tal-Pietà, Santa Venera, L-Imsida, Birkirkara, Ħal Qormi	182	139	169
	5.	Is-Swieqi, Pembroke, San Ġiljan, Tas-Sliema	105	85	90
	6.	Il-Gżira, Ta' Xbiex, San Ġwann	53	38	58
			340	262	317
South Eastern	7.	Birżebbuġa, Ħal Safi, Iż-Żurrieq	61	36	59
	8.	Marsaxlokk, Marsaskala, Iż-Żejtun	84	74	76
	9.	Ħal Għaxaq, Ħal Kirkop, L-Imqabba, Il-Qrendi, Il-Gudja	21	23	31
			166	133	166
Western	10.	Ħaż-Żebbuġ, Is-Siġġiewi, F'Attard	69	46	65
	11.	Ir-Rabat, L-Imdina, Ħad-Dingli, L-Imtarfa	27	20	14
	12.	Ħal Balzan, L-Iklin, Ħal Lija	25	16	23
			121	82	102
Northern	13.	Ħal Ghargħur, Il-Mosta, In-Naxxar	77	81	64
	14.	Il-Mellieħa, San Pawl Il-Baħar, L-Imġarr	163	112	128
			240	193	192
Gozo and Comino	15.	Il-Fontana, L-Għarb, L-Għasri, Ta' Kerċem, Il-Munxar, Ir-Rabat Għawdex, San Lawrenz, Ta' Sannat, Iż-Żebbuġ	96	75	70
	16.	Għajnsielem and Comino, In-Nadur, Il-Qala, Ix-Xagħra, Ix-Xewkija	109	43	76
			205	118	146
Total			1,251	930	1,080

Notes:

1. Refer to methodological note 13.

2. The number of final deeds of sale by period of registration and locality is available in Table 7.

Table 4a. Number of promise of sale agreements by period of registration

Period	2021	2022	2023
January	980	663	920
February	1,350	966	1,033
March	1,648	1,112	1,172
Q1	3,978	2,741	3,125
April	1,428	1,016	1,061
May	1,477	1,125	1,304
June	1,165	1,087	
Q2	4,070	3,228	
July	1,101	955	
August	888	918	
September	988	974	
Q3	2,977	2,847	
October	1,090	1,198	
November	1,251	1,155	
December	2,273	1,002	
Q4	4,614	3,355	
Total	15,639	12,171	

**Table 4b. Number of promise of sale agreements involving individual potential buyers (households)
by period of registration**

Period	2021	2022	2023
January	896	547	840
February	1,269	895	945
March	1,525	1,024	1,058
Q1	3,690	2,466	2,843
April	1,319	949	984
May	1,358	1,036	1,209
June	1,060	986	
Q2	3,737	2,971	
July	985	879	
August	786	862	
September	911	884	
Q3	2,682	2,625	
October	994	1,107	
November	1,138	1,009	
December	1,968	901	
Q4	4,100	3,017	
Total	14,209	11,079	

Note: Refer to methodological note 8.

Table 5. Number of promise of sale agreements by period of registration, district and cluster of localities

District	Cluster		2022	2023	
			May	April	May
Southern Harbour	1.	Valletta, Il-Furjana, Il-Marsa	20	10	25
	2.	Santa Luċija, Ħal Tarxien, Il-Fgura, Raĥal Ġdid, Ħal Luqa	96	74	109
	3.	Il-Birgu, L-Isla, Bormla, Il-Kalkara, Ħaż-Żabbar, Ix-Xgħajra	62	74	61
			178	158	195
Northern Harbour	4.	Il-Ħamrun, Tal-Pietà, Santa Venera, L-Imsida, Birkirkara, Ħal Qormi	197	164	185
	5.	Is-Swieqi, Pembroke, San Ġiljan, Tas-Sliema	82	91	125
	6.	Il-Gżira, Ta' Xbiex, San Ġwann	46	50	63
			325	305	373
South Eastern	7.	Birżebbuġa, Ħal Safi, Iż-Żurrieq	46	45	58
	8.	Marsaxlokk, Marsaskala, Iż-Żejtun	70	79	98
	9.	Ħal Għaxaq, Ħal Kirkop, L-Imqabba, Il-Qrendi, Il-Gudja	29	27	35
			145	151	191
Western	10.	Ħaż-Żebbuġ, Is-Siġġiewi, F'Attard	58	55	42
	11.	Ir-Rabat, L-Imdina, Ħad-Dingli, L-Imtarfa	42	26	38
	12.	Ħal Balzan, L-Iklin, Ħal Lija	25	25	40
			125	106	120
Northern	13.	Ħal Ghargħur, Il-Mosta, In-Naxxar	83	71	78
	14.	Il-Mellieħa, San Pawl Il-Baħar, L-Imġarr	156	152	180
			239	223	258
Gozo and Comino	15.	Il-Fontana, L-Għarb, L-Għasri, Ta' Kerċem, Il-Munxar, Ir-Rabat Għawdex, San Lawrenz, Ta' Sannat, Iż-Żebbuġ	52	67	90
	16.	Għajnsielem and Comino, In-Nadur, Il-Qala, Ix-Xagħra, Ix-Xewkija	61	51	77
			113	118	167
Total			1,125	1,061	1,304

Notes:

1. Refer to methodological note 13.

2. The number of promise of sale agreements by period of registration and locality is available in Table 9.

Table 6. Number of final deeds of sale by period of registration, district and cluster of localities

District	Cluster	2005											
		January	February	March	April	May	June	July	August	September	October	November	December
Southern Harbour	1. Valletta, Il-Furjana, Il-Marsa	13	16	21	9	14	11	12	14	16	13	13	19
	2. Santa Luċċija, Hal Tarxien, Il-Fgura, Raġal Ġdid, Hal Luqa	38	43	54	43	39	38	46	44	49	43	48	33
	3. Il-Birgu, L-Isla, Bormla, Il-Kalkara, Haż-Żabbar, Ix-Xghajra	29	38	44	37	42	49	43	41	46	34	38	45
		80	97	119	89	95	98	101	99	111	90	99	97
Northern Harbour	4. Il-Hamrun, Tal-Pietà, Santa Venera, L-Imsida, Birkirkara, Hal Qormi	101	124	144	127	135	136	131	147	123	120	105	136
	5. Is-Swieqi, Pembroke, San Ġiljan, Tas-Sliema	72	78	82	83	81	83	93	104	88	88	84	76
	6. Il-Gżira, Ta' Xbiex, San Ġwann	26	24	33	25	24	22	37	31	13	30	32	31
		199	226	259	235	240	241	261	282	224	238	221	243
South Eastern	7. Birżebbuġa, Hal Safi, Iż-Żurrieq	41	21	29	27	24	26	35	25	22	29	34	40
	8. Marsaxlokk, Marsaskala, Iż-Żejtun	44	65	66	58	55	67	52	48	48	47	37	54
	9. Hal Ghaxaq, Hal Kirkop, L-Imqabba, Il-Qrendi, Il-Gudja	17	15	21	10	12	11	13	9	10	10	8	13
		102	101	116	95	91	104	100	82	80	86	79	107
Western	10. Haż-Żebbuġ, Is-Siġġiewi, H'Attard	31	27	46	30	31	21	37	37	40	63	43	39
	11. Ir-Rabat, L-Imdina, Had-Dingli, L-Imtarfa	14	15	17	21	17	30	19	21	18	35	25	18
	12. Hal Balzan, L-Iklin, Hal Lija	14	25	17	18	12	14	18	12	9	12	19	11
		59	67	80	69	60	65	74	70	67	110	87	68
Northern	13. Hal Gharghur, Il-Mosta, In-Naxxar	50	53	52	36	53	51	51	52	47	70	70	50
	14. Il-Mellieħa, San Pawl il-Baħar, L-Imġarr	89	82	118	101	87	114	103	94	95	97	104	119
		139	135	170	137	140	165	154	146	142	167	174	169
Gozo and Comino	15. Il-Fontana, L-Għarb, L-Għasri, Ta' Kerċem, Il-Munxar, Ir-Rabat Ghawdex, San Lawrenz, Ta' Sannat, Iż-Żebbuġ	39	54	46	47	44	42	54	51	42	53	62	66
	16. Ghajnsielem and Comino, In-Nadur, Il-Qala, Ix-Xaghra, Ix-Xewkija	24	28	40	55	37	41	47	46	43	47	43	50
		63	82	86	102	81	83	101	97	85	100	105	116
	Unclassified	1	-	2	-	-	-	1	-	-	-	-	
Total		643	708	832	727	707	756	792	776	709	791	765	800

Table 6. Number of final deeds of sale by period of registration, district and cluster of localities

District	Cluster	2006											
		January	February	March	April	May	June	July	August	September	October	November	December
Southern Harbour	1. Valletta, Il-Furjana, Il-Marsa	10	12	13	8	16	19	15	12	9	14	13	22
	2. Santa Luċija, Hal Tarxien, Il-Fgura, Raġal Ġdid, Hal Luqa	52	33	40	37	46	42	46	44	32	53	41	44
	3. Il-Birgu, L-Isla, Bormla, Il-Kalkara, Haż-Żabbar, Ix-Xghajra	32	37	45	27	43	32	48	37	43	45	45	49
		94	82	98	72	105	93	109	93	84	112	99	115
Northern Harbour	4. Il-Hamrun, Tal-Pietà, Santa Venera, L-Imsida, Birkirkara, Hal Qormi	111	136	149	118	145	125	126	135	112	120	153	128
	5. Is-Swieqi, Pembroke, San Ġiljan, Tas-Sliema	85	77	87	100	82	100	88	85	63	108	97	106
	6. Il-Gżira, Ta' Xbiex, San Ġwann	25	28	29	22	38	27	29	38	21	35	29	36
		221	241	265	240	265	252	243	258	196	263	279	270
South Eastern	7. Birżebbuġa, Hal Safi, Iż-Żurrieq	26	33	21	23	26	37	25	23	24	38	38	28
	8. Marsaxlokk, Marsaskala, Iż-Żejtun	66	48	52	37	59	64	45	45	53	66	51	50
	9. Hal Ghaxaq, Hal Kirkop, L-Imqabba, Il-Qrendi, Il-Gudja	16	18	13	7	20	13	15	21	17	15	20	18
		108	99	86	67	105	114	85	89	94	119	109	96
Western	10. Haż-Żebbuġ, Is-Siġġiewi, H'Attard	29	31	38	34	44	52	46	32	36	50	64	56
	11. Ir-Rabat, L-Imdina, Had-Dingli, L-Imtarfa	33	17	22	13	22	20	12	14	13	19	22	16
	12. Hal Balzan, L-Iklin, Hal Lija	21	11	14	15	21	15	18	14	10	13	13	12
		83	59	74	62	87	87	76	60	59	82	99	84
Northern	13. Hal Gharghur, Il-Mosta, In-Naxxar	47	54	66	57	60	58	66	47	49	58	45	54
	14. Il-Mellieħa, San Pawl il-Baħar, L-Imġarr	88	83	94	107	79	74	116	115	95	109	98	137
		135	137	160	164	139	132	182	162	144	167	143	191
Gozo and Comino	15. Il-Fontana, L-Għarb, L-Għasri, Ta' Kerċem, Il-Munxar, Ir-Rabat Ghawdex, San Lawrenz, Ta' Sannat, Iż-Żebbuġ	48	52	57	32	49	43	51	33	52	59	61	48
	16. Ghajnsielem and Comino, In-Nadur, Il-Qala, Ix-Xaghra, Ix-Xewkija	34	52	44	30	38	29	32	29	35	48	40	27
		82	104	101	62	87	72	83	62	87	107	101	75
	Unclassified	-	-	-	-	-	-	-	-	-	-	-	-
Total		723	722	784	667	788	750	778	724	664	850	830	831

Table 6. Number of final deeds of sale by period of registration, district and cluster of localities

District	Cluster	2007											
		January	February	March	April	May	June	July	August	September	October	November	December
Southern Harbour	1. Valletta, Il-Furjana, Il-Marsa	17	15	17	19	20	11	18	16	17	22	13	13
	2. Santa Luċġja, Ħal Tarxien, Il-Fgura, Raĥal Ġdid, Ħal Luqa	45	56	63	40	67	52	54	48	39	40	45	43
	3. Il-Birgu, L-Isla, Bormla, Il-Kalkara, Ħaż-Żabbar, Ix-Xghajra	33	35	52	43	51	51	54	37	30	34	40	45
		95	106	132	102	138	114	126	101	86	96	98	101
Northern Harbour	4. Il-Ħamrun, Tal-Pietà, Santa Venera, L-Imsida, Birkirkara, Ħal Qormi	115	126	167	121	135	126	166	139	115	121	125	147
	5. Is-Swieqi, Pembroke, San Ġiljan, Tas-Sliema	73	62	107	114	112	122	126	110	78	132	121	107
	6. Il-Gżira, Ta' Xbiex, San Ġwann	33	36	35	23	40	45	39	28	27	29	33	35
		221	224	309	258	287	293	331	277	220	282	279	289
South Eastern	7. Birżebbuġa, Ħal Safi, Iż-Żurrieq	26	24	42	41	34	24	45	27	22	33	30	23
	8. Marsaxlokk, Marsaskala, Iż-Żejtun	57	60	55	55	68	53	68	58	48	56	65	54
	9. Ħal Ghaxaq, Ħal Kirkop, L-Imqabba, Il-Qrendi, Il-Gudja	17	13	20	20	19	19	13	25	17	16	17	13
		100	97	117	116	121	96	126	110	87	105	112	90
Western	10. Ħaż-Żebbuġ, Is-Siġġiewi, Ħ'Attard	53	45	52	54	47	42	51	46	46	50	41	47
	11. Ir-Rabat, L-Imdina, Ħad-Dingli, L-Imtarfa	14	28	21	22	22	27	30	24	22	28	24	17
	12. Ħal Balzan, L-Iklin, Ħal Lija	15	17	24	21	17	21	16	12	10	26	20	17
		82	90	97	97	86	90	97	82	78	104	85	81
Northern	13. Ħal Gharghur, Il-Mosta, In-Naxxar	55	60	78	63	85	72	72	76	48	83	80	62
	14. Il-Mellieħa, San Pawl il-Baħar, L-Imġarr	105	103	106	89	110	125	121	132	90	109	110	105
		160	163	184	152	195	197	193	208	138	192	190	167
Gozo and Comino	15. Il-Fontana, L-Għarb, L-Għasri, Ta' Kerċem, Il-Munxar, Ir-Rabat Ghawdex, San Lawrenz, Ta' Sannat, Iż-Żebbuġ	66	37	56	37	52	44	57	52	56	45	45	54
	16. Ghajnsielem and Comino, In-Nadur, Il-Qala, Ix-Xaghra, Ix-Xewkija	44	39	47	30	33	29	49	44	24	56	51	33
		110	76	103	67	85	73	106	96	80	101	96	87
	Unclassified	-	-	-	-	-	-	-	-	-	-	-	1
Total		768	756	942	792	912	863	979	874	689	880	860	816

Table 6. Number of final deeds of sale by period of registration, district and cluster of localities

District	Cluster	2008											
		January	February	March	April	May	June	July	August	September	October	November	December
Southern Harbour	1. Valletta, Il-Furjana, Il-Marsa	18	15	13	17	20	12	17	16	7	19	17	6
	2. Santa Luċija, Ħal Tarxien, Il-Fgura, Raĥal Ġdid, Ħal Luqa	49	36	38	42	54	47	43	44	38	67	40	48
	3. Il-Birgu, L-Isla, Bormla, Il-Kalkara, Ħaż-Żabbar, Ix-Xghajra	30	22	21	41	40	27	32	35	30	33	32	31
		97	73	72	100	114	86	92	95	75	119	89	85
Northern Harbour	4. Il-Ħamrun, Tal-Pietà, Santa Venera, L-Imsida, Birkirkara, Ħal Qormi	115	93	98	121	105	90	113	99	87	119	117	126
	5. Is-Swieqi, Pembroke, San Ġiljan, Tas-Sliema	95	103	83	92	91	76	97	78	83	102	66	80
	6. Il-Ġzira, Ta' Xbiex, San Ġwann	28	25	23	25	39	28	25	22	13	31	20	30
		238	221	204	238	235	194	235	199	183	252	203	236
South Eastern	7. Birżebbuġa, Ħal Safi, Iż-Żurrieq	15	20	27	22	24	36	42	21	28	42	25	26
	8. Marsaxlokk, Marsaskala, Iż-Żejtun	39	52	60	37	53	32	42	48	38	63	40	47
	9. Ħal Ghaxaq, Ħal Kirkop, L-Imqabba, Il-Qrendi, Il-Gudja	13	22	12	12	10	18	19	20	15	30	15	17
		67	94	99	71	87	86	103	89	81	135	80	90
Western	10. Ħaż-Żebbuġ, Is-Siġġiewi, Ħ'Attard	41	32	33	47	35	35	43	23	37	51	28	54
	11. Ir-Rabat, L-Imdina, Ħad-Dingli, L-Imtarfa	26	23	24	30	18	27	22	23	24	24	26	23
	12. Ħal Balzan, L-Iklin, Ħal Lija	17	21	27	11	19	10	19	8	13	17	8	10
		84	76	84	88	72	72	84	54	74	92	62	87
Northern	13. Ħal Gharghur, Il-Mosta, In-Naxxar	51	44	52	49	58	67	74	64	54	75	58	50
	14. Il-Mellieħa, San Pawl il-Baħar, L-Imġarr	84	92	88	81	79	76	72	77	68	110	84	69
		135	136	140	130	137	143	146	141	122	185	142	119
Gozo and Comino	15. Il-Fontana, L-Għarb, L-Għasri, Ta' Kerċem, Il-Munxar, Ir-Rabat Għawdex, San Lawrenz, Ta' Sannat, Iż-Żebbuġ	42	38	46	48	33	37	26	37	33	46	45	32
	16. Ghajnsielem and Comino, In-Nadur, Il-Qala, Ix-Xaghra, Ix-Xewkija	40	40	22	30	28	31	37	34	25	34	38	27
		82	78	68	78	61	68	63	71	58	80	83	59
	Unclassified	-	-	-	-	-	-	-	-	-	-	-	-
Total		703	678	667	705	706	649	723	649	593	863	659	676

Table 6. Number of final deeds of sale by period of registration, district and cluster of localities

District	Cluster	2009											
		January	February	March	April	May	June	July	August	September	October	November	December
Southern Harbour	1. Valletta, Il-Furjana, Il-Marsa	5	15	14	13	17	18	17	9	14	11	12	20
	2. Santa Luċġja, Ғal Tarxien, Il-Fgura, Raħal Ġdid, Ғal Luqa	35	42	39	44	45	47	61	35	46	50	36	50
	3. Il-Birgu, L-Isla, Bormla, Il-Kalkara, Ғaħ-Żabbar, Ix-Xghajra	29	27	35	36	57	49	40	23	31	53	29	33
		69	84	88	93	119	114	118	67	91	114	77	103
Northern Harbour	4. Il-Ғamrun, Tal-Pietà, Santa Venera, L-Imsida, Birkirkara, Ғal Qormi	87	104	106	99	88	104	114	85	90	128	90	127
	5. Is-Swieqi, Pembroke, San Ġiljan, Tas-Sliema	56	63	80	91	98	89	90	104	90	88	74	101
	6. Il-Ġzira, Ta' Xbiex, San Ġwann	23	28	28	33	33	32	31	18	44	25	21	42
		166	195	214	223	219	225	235	207	224	241	185	270
South Eastern	7. Birżebbuġa, Ғal Safi, Iż-Żurrieq	23	27	26	30	36	24	32	19	26	32	28	29
	8. Marsaxlokk, Marsaskala, Iż-Żejtun	43	49	48	35	44	57	51	34	55	44	61	63
	9. Ғal Ghaxaq, Ғal Kirkop, L-Imqabba, Il-Qrendi, Il-Gudja	12	19	17	17	9	16	18	15	24	18	21	27
		78	95	91	82	89	97	101	68	105	94	110	119
Western	10. Ғaħ-Żebbuġ, Is-Siġġiewi, Ғ'Attard	30	23	42	61	56	56	49	37	44	40	39	42
	11. Ir-Rabat, L-Imdina, Ғad-Dingli, L-Imtarfa	28	13	14	14	22	17	25	27	14	15	15	21
	12. Ғal Balzan, L-Iklin, Ғal Lija	9	13	6	14	16	14	19	12	9	24	15	13
		67	49	62	89	94	87	93	76	67	79	69	76
Northern	13. Ғal Gharghur, Il-Mosta, In-Naxxar	47	45	50	54	51	51	47	57	68	80	60	69
	14. Il-Mellieħa, San Pawl il-Baħar, L-Imġarr	71	59	76	69	92	97	106	76	74	75	87	79
		118	104	126	123	143	148	153	133	142	155	147	148
Gozo and Comino	15. Il-Fontana, L-Għarb, L-Għasri, Ta' Kerċem, Il-Munxar, Ir-Rabat Għawdex, San Lawrenz, Ta' Sannat, Iż-Żebbuġ	32	36	24	45	28	25	40	22	25	41	29	38
	16. Għajnsielem and Comino, In-Nadur, Il-Qala, Ix-Xaghra, Ix-Xewkija	25	26	28	17	45	34	28	20	28	29	37	41
		57	62	52	62	73	59	68	42	53	70	66	79
	Unclassified	-	-	-	-	-	-	-	-	-	-	-	-
Total		555	589	633	672	737	730	768	593	682	753	654	795

Table 6. Number of final deeds of sale by period of registration, district and cluster of localities

District	Cluster	2010											
		January	February	March	April	May	June	July	August	September	October	November	December
Southern Harbour	1. Valletta, Il-Furjana, Il-Marsa	8	13	9	13	24	9	14	15	12	8	8	17
	2. Santa Luċija, Hal Tarxien, Il-Fgura, Raġal Ġdid, Hal Luqa	31	29	53	43	65	32	41	38	38	43	36	43
	3. Il-Birgu, L-Isla, Bormla, Il-Kalkara, Haż-Żabbar, Ix-Xghajra	29	36	29	29	44	31	32	35	38	32	28	46
		68	78	91	85	133	72	87	88	88	83	72	106
Northern Harbour	4. Il-Hamrun, Tal-Pietà, Santa Venera, L-Imsida, Birkirkara, Hal Qormi	81	95	129	95	135	105	93	86	86	101	86	106
	5. Is-Swieqi, Pembroke, San Ġiljan, Tas-Sliema	68	78	83	61	65	77	105	92	77	99	62	83
	6. Il-Gżira, Ta' Xbiex, San Ġwann	21	32	36	31	36	36	25	38	29	30	32	27
		170	205	248	187	236	218	223	216	192	230	180	216
South Eastern	7. Birżebbuġa, Hal Safi, Iż-Żurrieq	25	23	25	28	32	26	30	28	22	34	25	27
	8. Marsaxlokk, Marsaskala, Iż-Żejtun	41	37	42	37	49	39	46	46	40	43	36	35
	9. Hal Ghaxaq, Hal Kirkop, L-Imqabba, Il-Qrendi, Il-Gudja	19	23	23	18	19	14	18	21	19	27	15	11
		85	83	90	83	100	79	94	95	81	104	76	73
Western	10. Haż-Żebbuġ, Is-Siġġiewi, H'Attard	32	32	46	51	44	42	53	49	47	35	36	53
	11. Ir-Rabat, L-Imdina, Had-Dingli, L-Imtarfa	30	20	13	21	27	15	23	21	25	30	24	51
	12. Hal Balzan, L-Iklin, Hal Lija	11	15	12	12	8	10	11	12	15	14	9	13
		73	67	71	84	79	67	87	82	87	79	69	117
Northern	13. Hal Gharghur, Il-Mosta, In-Naxxar	76	65	81	70	88	59	54	55	65	50	55	59
	14. Il-Mellieħa, San Pawl il-Baħar, L-Imġarr	70	52	72	71	84	63	78	83	73	79	76	73
		146	117	153	141	172	122	132	138	138	129	131	132
Gozo and Comino	15. Il-Fontana, L-Għarb, L-Għasri, Ta' Kerċem, Il-Munxar, Ir-Rabat Ghawdex, San Lawrenz, Ta' Sannat, Iż-Żebbuġ	35	32	35	28	26	43	36	30	37	14	9	39
	16. Ghajnsielem and Comino, In-Nadur, Il-Qala, Ix-Xaghra, Ix-Xewkija	37	26	31	26	31	30	24	24	18	22	16	25
		72	58	66	54	57	73	60	54	55	36	25	64
	Unclassified	-	-	-	-	-	-	-	-	-	-	-	-
Total		614	608	719	634	777	631	683	673	641	661	553	708

Table 6. Number of final deeds of sale by period of registration, district and cluster of localities

District	Cluster	2011											
		January	February	March	April	May	June	July	August	September	October	November	December
Southern Harbour	1. Valletta, Il-Furjana, Il-Marsa	9	19	14	15	11	13	15	10	11	8	10	12
	2. Santa Luċġja, Ғal Tarxien, Il-Fgura, Raħal Ġdid, Ғal Luqa	32	32	42	38	39	41	35	37	47	50	58	39
	3. Il-Birgu, L-Isla, Bormla, Il-Kalkara, Ғaħ-Żabbar, Ix-Xghajra	32	41	31	31	47	37	46	37	30	32	50	34
		73	92	87	84	97	91	96	84	88	90	118	85
Northern Harbour	4. Il-Ғamrun, Tal-Pietà, Santa Venera, L-Imsida, Birkirkara, Ғal Qormi	82	83	109	88	129	95	100	89	85	90	99	87
	5. Is-Swieqi, Pembroke, San Ġiljan, Tas-Sliema	63	68	110	105	97	117	68	95	96	97	85	81
	6. Il-Ġzira, Ta' Xbiex, San Ġwann	27	32	31	36	35	34	32	39	26	30	23	23
		172	183	250	229	261	246	200	223	207	217	207	191
South Eastern	7. Birżebbuġa, Ғal Safi, Iż-Żurrieq	33	36	37	34	37	27	27	35	27	31	29	18
	8. Marsaxlokk, Marsaskala, Iż-Żejtun	38	30	44	42	56	45	43	34	44	50	64	46
	9. Ғal Ghaxaq, Ғal Kirkop, L-Imqabba, Il-Qrendi, Il-Gudja	11	17	23	26	30	23	13	32	20	19	23	21
		82	83	104	102	123	95	83	101	91	100	116	85
Western	10. Ғaħ-Żebbuġ, Is-Siġġiewi, Ғ'Attard	28	36	59	39	63	48	60	44	45	42	39	36
	11. Ir-Rabat, L-Imdina, Ғad-Dingli, L-Imtarfa	34	35	40	27	29	22	20	22	28	22	19	18
	12. Ғal Balzan, L-Iklin, Ғal Lija	4	9	12	12	18	13	12	16	11	21	14	19
		66	80	111	78	110	83	92	82	84	85	72	73
Northern	13. Ғal Gharghur, Il-Mosta, In-Naxxar	52	54	88	54	68	74	64	53	52	63	77	52
	14. Il-Mellieħa, San Pawl il-Baħar, L-Imġarr	66	65	94	69	82	78	93	86	87	62	87	75
		118	119	182	123	150	152	157	139	139	125	164	127
Gozo and Comino	15. Il-Fontana, L-Għarb, L-Għasri, Ta' Kerċem, Il-Munxar, Ir-Rabat Għawdex, San Lawrenz, Ta' Sannat, Iż-Żebbuġ	44	22	62	31	33	21	25	24	34	31	38	38
	16. Ghajnsielem and Comino, In-Nadur, Il-Qala, Ix-Xaghra, Ix-Xewkija	49	26	49	45	35	28	27	24	22	34	46	27
		93	48	111	76	68	49	52	48	56	65	84	65
	Unclassified	-	-	-	-	-	-	-	-	-	-	-	-
Total		604	605	845	692	809	716	680	677	665	682	761	626

Table 6. Number of final deeds of sale by period of registration, district and cluster of localities

District	Cluster	2012											
		January	February	March	April	May	June	July	August	September	October	November	December
Southern Harbour	1. Valletta, Il-Furjana, Il-Marsa	9	18	10	15	16	14	6	13	12	20	13	13
	2. Santa Luċġja, Ħal Tarxien, Il-Fgura, Raĥal Ġdid, Ħal Luqa	39	46	38	41	44	39	47	34	31	46	36	24
	3. Il-Birgu, L-Isla, Bormla, Il-Kalkara, Ħaż-Żabbar, Ix-Xghajra	43	27	42	24	34	44	37	36	25	47	57	45
		91	91	90	80	94	97	90	83	68	113	106	82
Northern Harbour	4. Il-Ħamrun, Tal-Pietà, Santa Venera, L-Imsida, Birkirkara, Ħal Qormi	91	93	99	84	94	90	74	95	77	82	92	102
	5. Is-Swieqi, Pembroke, San Ġiljan, Tas-Sliema	81	83	110	86	82	78	116	98	88	119	119	134
	6. Il-Ġzira, Ta' Xbiex, San Ġwann	27	27	28	24	34	23	27	38	21	40	31	27
		199	203	237	194	210	191	217	231	186	241	242	263
South Eastern	7. Birżebbuġa, Ħal Safi, Iż-Żurrieq	24	19	29	28	23	19	33	38	21	33	35	23
	8. Marsaxlokk, Marsaskala, Iż-Żejtun	48	49	43	46	50	43	45	47	35	65	51	34
	9. Ħal Ghaxaq, Ħal Kirkop, L-Imqabba, Il-Qrendi, Il-Gudja	18	15	20	15	21	18	19	17	14	21	33	30
		90	83	92	89	94	80	97	102	70	119	119	87
Western	10. Ħaż-Żebbuġ, Is-Siġġiewi, Ħ'Attard	48	26	42	50	49	50	37	38	41	49	44	50
	11. Ir-Rabat, L-Imdina, Ħad-Dingli, L-Imtarfa	14	21	21	23	17	26	20	27	13	21	20	21
	12. Ħal Balzan, L-Iklin, Ħal Lija	15	8	13	16	11	13	17	12	16	13	15	14
		77	55	76	89	77	89	74	77	70	83	79	85
Northern	13. Ħal Gharghur, Il-Mosta, In-Naxxar	72	40	55	55	57	54	66	51	42	59	54	61
	14. Il-Mellieħa, San Pawl il-Baħar, L-Imġarr	62	77	80	76	65	75	92	95	68	79	106	80
		134	117	135	131	122	129	158	146	110	138	160	141
Gozo and Comino	15. Il-Fontana, L-Għarb, L-Għasri, Ta' Kerċem, Il-Munxar, Ir-Rabat Ghawdex, San Lawrenz, Ta' Sannat, Iż-Żebbuġ	37	30	33	17	35	29	29	31	23	47	31	28
	16. Ghajnsielem and Comino, In-Nadur, Il-Qala, Ix-Xaghra, Ix-Xewkija	13	20	18	22	27	8	18	20	24	34	26	24
		50	50	51	39	62	37	47	51	47	81	57	52
	Unclassified	-	-	-	-	-	-	-	-	-	-	-	-
Total		641	599	681	622	659	623	683	690	551	775	763	710

Table 6. Number of final deeds of sale by period of registration, district and cluster of localities

District	Cluster	2013											
		January	February	March	April	May	June	July	August	September	October	November	December
Southern Harbour	1. Valletta, Il-Furjana, Il-Marsa	8	15	10	21	14	10	17	10	15	17	19	16
	2. Santa Luċija, Hal Tarxien, Il-Fgura, Raġal Ġdid, Hal Luqa	21	39	25	27	38	34	64	31	31	57	43	39
	3. Il-Birgu, L-Isla, Bormla, Il-Kalkara, Haż-Żabbar, Ix-Xghajra	25	31	27	43	32	38	48	45	24	47	37	38
		54	85	62	91	84	82	129	86	70	121	99	93
Northern Harbour	4. Il-Hamrun, Tal-Pietà, Santa Venera, L-Imsida, Birkirkara, Hal Qormi	83	59	71	86	93	86	114	84	85	110	93	89
	5. Is-Swieqi, Pembroke, San Ġiljan, Tas-Sliema	97	92	88	104	125	90	118	111	64	90	93	107
	6. Il-Gżira, Ta' Xbiex, San Ġwann	29	28	35	36	33	26	31	24	32	38	28	22
		209	179	194	226	251	202	263	219	181	238	214	218
South Eastern	7. Birżebbuġa, Hal Safi, Iż-Żurrieq	26	31	21	34	31	28	23	42	28	29	22	25
	8. Marsaxlokk, Marsaskala, Iż-Żejtun	28	49	44	45	41	47	60	53	39	55	46	63
	9. Hal Ghaxaq, Hal Kirkop, L-Imqabba, Il-Qrendi, Il-Gudja	13	15	12	18	22	16	18	27	20	27	16	23
		67	95	77	97	94	91	101	122	87	111	84	111
Western	10. Haż-Żebbuġ, Is-Siġġiewi, H'Attard	47	44	39	35	53	43	50	51	42	48	37	44
	11. Ir-Rabat, L-Imdina, Had-Dingli, L-Imtarfa	13	13	13	15	17	21	25	20	11	22	26	17
	12. Hal Balzan, L-Iklin, Hal Lija	13	7	12	14	18	14	14	16	19	20	15	21
		73	64	64	64	88	78	89	87	72	90	78	82
Northern	13. Hal Gharghur, Il-Mosta, In-Naxxar	73	61	42	51	64	53	54	74	55	66	63	68
	14. Il-Mellieħa, San Pawl il-Baħar, L-Imġarr	73	68	56	73	81	82	86	75	82	91	100	97
		146	129	98	124	145	135	140	149	137	157	163	165
Gozo and Comino	15. Il-Fontana, L-Għarb, L-Għasri, Ta' Kerċem, Il-Munxar, Ir-Rabat Ghawdex, San Lawrenz, Ta' Sannat, Iż-Żebbuġ	37	21	46	21	25	19	42	31	35	31	27	41
	16. Ghajnsielem and Comino, In-Nadur, Il-Qala, Ix-Xaghra, Ix-Xewkija	22	18	25	21	37	26	30	35	23	49	34	31
		59	39	71	42	62	45	72	66	58	80	61	72
	Unclassified	-	-	-	-	-	-	-	-	-	-	-	-
Total		608	591	566	644	724	633	794	729	605	797	699	741

Table 6. Number of final deeds of sale by period of registration, district and cluster of localities

District	Cluster	2014											
		January	February	March	April	May	June	July	August	September	October	November	December
Southern Harbour	1. Valletta, Il-Furjana, Il-Marsa	11	12	6	9	21	18	10	15	17	22	22	25
	2. Santa Luċġja, Ħal Tarxien, Il-Fgura, Raġal Ġdid, Ħal Luqa	44	40	42	39	35	42	52	35	28	51	56	97
	3. Il-Birgu, L-Isla, Bormla, Il-Kalkara, Ħaż-Żabbar, Ix-Xghajra	27	35	41	50	38	52	44	28	49	45	52	70
		82	87	89	98	94	112	106	78	94	118	130	192
Northern Harbour	4. Il-Ħamrun, Tal-Pietà, Santa Venera, L-Imsida, Birkirkara, Ħal Qormi	126	98	109	136	113	128	130	110	83	126	126	175
	5. Is-Swieqi, Pembroke, San Ġiljan, Tas-Sliema	104	100	114	109	119	129	106	105	114	121	130	117
	6. Il-Gżira, Ta' Xbiex, San Ġwann	19	26	32	40	33	45	36	50	55	52	51	63
		249	224	255	285	265	302	272	265	252	299	307	355
South Eastern	7. Birżebbuġa, Ħal Safi, Iż-Żurrieq	27	24	28	22	30	41	37	18	29	43	34	52
	8. Marsaxlokk, Marsaskala, Iż-Żejtun	48	40	67	69	50	68	71	73	62	77	63	95
	9. Ħal Ghaxaq, Ħal Kirkop, L-Imqabba, Il-Qrendi, Il-Gudja	22	24	21	24	21	23	25	36	23	29	30	30
		97	88	116	115	101	132	133	127	114	149	127	177
Western	10. Ħaż-Żebbuġ, Is-Siġġiewi, Ħ'Attard	31	41	42	53	44	47	50	53	42	52	69	104
	11. Ir-Rabat, L-Imdina, Ħad-Dingli, L-Imtarfa	28	28	26	25	20	26	29	17	23	33	29	39
	12. Ħal Balzan, L-Iklin, Ħal Lija	13	19	15	25	12	12	22	15	19	27	29	33
		72	88	83	103	76	85	101	85	84	112	127	176
Northern	13. Ħal Gharghur, Il-Mosta, In-Naxxar	65	70	73	98	72	81	72	77	65	80	63	126
	14. Il-Mellieħa, San Pawl il-Baħar, L-Imġarr	85	111	72	97	75	98	117	104	104	120	101	158
		150	181	145	195	147	179	189	181	169	200	164	284
Gozo and Comino	15. Il-Fontana, L-Għarb, L-Għasri, Ta' Kerċem, Il-Munxar, Ir-Rabat Għawdex, San Lawrenz, Ta' Sannat, Iż-Żebbuġ	25	27	31	34	39	41	35	38	33	51	37	59
	16. Ghajnsielem and Comino, In-Nadur, Il-Qala, Ix-Xaghra, Ix-Xewkija	22	38	24	29	29	26	39	26	33	37	21	51
		47	65	55	63	68	67	74	64	66	88	58	110
	Unclassified	-	-	-	-	-	-	-	-	-	-	-	-
Total		697	733	743	859	751	877	875	800	779	966	913	1,294

Table 6. Number of final deeds of sale by period of registration, district and cluster of localities

District	Cluster	2015											
		January	February	March	April	May	June	July	August	September	October	November	December
Southern Harbour	1. Valletta, Il-Furjana, Il-Marsa	18	19	18	20	13	26	18	26	22	26	23	23
	2. Santa Luċġa, Ħal Tarxien, Il-Fgura, Raġal Ġdid, Ħal Luqa	44	38	54	47	54	75	63	37	57	63	38	58
	3. Il-Birgu, L-Isla, Bormla, Il-Kalkara, Ħaż-Żabbar, Ix-Xghajra	52	46	41	40	50	59	63	58	65	44	43	41
		114	103	113	107	117	160	144	121	144	133	104	122
Northern Harbour	4. Il-Ħamrun, Tal-Pietà, Santa Venera, L-Imsida, Birkirkara, Ħal Qormi	137	121	129	117	144	210	185	136	150	150	123	128
	5. Is-Swieqi, Pembroke, San Ġiljan, Tas-Sliema	104	105	128	142	120	135	130	114	141	180	129	120
	6. Il-Gżira, Ta' Xbiex, San Ġwann	45	38	50	41	35	63	50	47	44	59	40	51
		286	264	307	300	299	408	365	297	335	389	292	299
South Eastern	7. Birżebbuġa, Ħal Safi, Iż-Żurrieq	21	41	37	29	34	55	37	27	37	40	29	30
	8. Marsaxlokk, Marsaskala, Iż-Żejtun	61	67	51	51	67	76	89	52	74	87	65	51
	9. Ħal Ghaxaq, Ħal Kirkop, L-Imqabba, Il-Qrendi, Il-Gudja	16	34	18	23	27	47	39	23	29	29	12	23
		98	142	106	103	128	178	165	102	140	156	106	104
Western	10. Ħaż-Żebbuġ, Is-Siġġiewi, Ħ'Attard	67	53	78	67	76	99	80	57	82	72	56	57
	11. Ir-Rabat, L-Imdina, Ħad-Dingli, L-Imtarfa	31	23	24	24	28	28	27	31	32	37	30	41
	12. Ħal Balzan, L-Iklin, Ħal Lija	19	20	24	18	15	14	20	17	30	21	25	16
		117	96	126	109	119	141	127	105	144	130	111	114
Northern	13. Ħal Gharghur, Il-Mosta, In-Naxxar	67	62	79	68	81	95	104	65	94	97	71	81
	14. Il-Melliha, San Pawl il-Baħar, L-Imġarr	79	127	99	99	113	158	128	116	119	156	84	122
		146	189	178	167	194	253	232	181	213	253	155	203
Gozo and Comino	15. Il-Fontana, L-Għarb, L-Għasri, Ta' Kerċem, Il-Munxar, Ir-Rabat Ghawdex, San Lawrenz, Ta' Sannat, Iż-Żebbuġ	29	45	35	35	47	69	43	56	43	46	36	78
	16. Ghajnsielem and Comino, In-Nadur, Il-Qala, Ix-Xaghra, Ix-Xewkija	27	22	28	27	37	43	35	37	41	40	33	38
		56	67	63	62	84	112	78	93	84	86	69	116
	Unclassified	-	-	-	-	-	-	-	-	-	-	-	-
Total		817	861	893	848	941	1,252	1,111	899	1,060	1,147	837	958

Table 6. Number of final deeds of sale by period of registration, district and cluster of localities

District	Cluster	2016											
		January	February	March	April	May	June	July	August	September	October	November	December
Southern Harbour	1. Valletta, Il-Furjana, Il-Marsa	11	16	23	26	35	27	24	24	18	25	34	26
	2. Santa Luċija, Ħal Tarxien, Il-Fgura, Raĥal Ġdid, Ħal Luqa	32	44	46	42	49	59	66	55	63	59	54	71
	3. Il-Birgu, L-Isla, Bormla, Il-Kalkara, Ħaż-Żabbar, Ix-Xghajra	41	47	70	42	72	64	62	69	62	68	73	72
		84	107	139	110	156	150	152	148	143	152	161	169
Northern Harbour	4. Il-Ħamrun, Tal-Pietà, Santa Venera, L-Imsida, Birkirkara, Ħal Qormi	96	137	132	137	173	181	176	185	145	179	170	194
	5. Is-Swieqi, Pembroke, San Ġiljan, Tas-Sliema	84	106	112	116	144	117	100	134	119	139	94	111
	6. Il-Ġzira, Ta' Xbiex, San Ġwann	33	30	32	36	55	46	71	35	36	47	50	46
		213	273	276	289	372	344	347	354	300	365	314	351
South Eastern	7. Birżebbuġa, Ħal Safi, Iż-Żurrieq	27	33	32	30	45	26	38	44	31	41	35	41
	8. Marsaxlokk, Marsaskala, Iż-Żejtun	76	68	62	68	84	55	78	97	78	83	93	83
	9. Ħal Ghaxaq, Ħal Kirkop, L-Imqabba, Il-Qrendi, Il-Gudja	21	25	29	31	26	22	25	39	27	34	26	38
		124	126	123	129	155	103	141	180	136	158	154	162
Western	10. Ħaż-Żebbuġ, Is-Siġġiewi, Ħ'Attard	36	69	74	58	78	61	82	74	67	77	103	89
	11. Ir-Rabat, L-Imdina, Ħad-Dingli, L-Imtarfa	25	20	32	26	34	28	31	29	21	32	37	37
	12. Ħal Balzan, L-Iklin, Ħal Lija	23	17	29	13	26	23	23	22	26	23	22	27
		84	106	135	97	138	112	136	125	114	132	162	153
Northern	13. Ħal Gharghur, Il-Mosta, In-Naxxar	73	83	72	74	91	87	94	102	87	92	92	114
	14. Il-Mellieħa, San Pawl il-Baħar, L-Imġarr	76	90	108	98	137	143	124	160	106	118	130	144
		149	173	180	172	228	230	218	262	193	210	222	258
Gozo and Comino	15. Il-Fontana, L-Għarb, L-Għasri, Ta' Kerċem, Il-Munxar, Ir-Rabat Għawdex, San Lawrenz, Ta' Sannat, Iż-Żebbuġ	27	39	43	40	46	63	42	51	53	65	45	51
	16. Ghajnsielem and Comino, In-Nadur, Il-Qala, Ix-Xaghra, Ix-Xewkija	26	34	36	39	44	49	31	37	43	48	37	32
		53	73	79	79	90	112	73	88	96	113	82	83
	Unclassified	-	-	-	2	-	-	-	-	-	1	-	-
Total		707	858	932	878	1,139	1,051	1,067	1,157	982	1,131	1,095	1,176

Table 6. Number of final deeds of sale by period of registration, district and cluster of localities

District	Cluster	2017											
		January	February	March	April	May	June	July	August	September	October	November	December
Southern Harbour	1. Valletta, Il-Furjana, Il-Marsa	27	24	21	13	14	14	22	22	18	27	16	21
	2. Santa Luċġja, Ħal Tarxien, Il-Fgura, Raġal Ġdid, Ħal Luqa	63	68	65	57	78	61	95	92	73	91	80	83
	3. Il-Birgu, L-Isla, Bormla, Il-Kalkara, Ħaż-Żabbar, Ix-Xghajra	51	60	76	67	70	56	80	48	45	69	46	59
		141	152	162	137	162	131	197	162	136	187	142	163
Northern Harbour	4. Il-Ħamrun, Tal-Pietà, Santa Venera, L-Imsida, Birkirkara, Ħal Qormi	159	191	242	134	192	152	164	213	139	210	202	178
	5. Is-Swieqi, Pembroke, San Ġiljan, Tas-Sliema	121	119	102	75	95	93	90	92	97	112	105	103
	6. Il-Gżira, Ta' Xbiex, San Ġwann	53	59	48	30	27	71	64	45	49	35	44	39
		333	369	392	239	314	316	318	350	285	357	351	320
South Eastern	7. Birżebbuġa, Ħal Safi, Iż-Żurrieq	45	42	38	25	30	39	41	44	36	50	39	38
	8. Marsaxlokk, Marsaskala, Iż-Żejtun	78	62	102	71	94	71	79	106	67	89	78	90
	9. Ħal Ghaxaq, Ħal Kirkop, L-Imqabba, Il-Qrendi, Il-Gudja	36	33	42	21	30	27	27	30	21	29	26	25
		159	137	182	117	154	137	147	180	124	168	143	153
Western	10. Ħaż-Żebbuġ, Is-Siġġiewi, Ħ'Attard	82	66	59	72	58	58	47	56	63	65	73	55
	11. Ir-Rabat, L-Imdina, Ħad-Dingli, L-Imtarfa	33	36	24	19	17	18	28	35	25	29	41	29
	12. Ħal Balzan, L-Iklin, Ħal Lija	12	19	24	12	20	14	22	29	15	29	27	19
		127	121	107	103	95	90	97	120	103	123	141	103
Northern	13. Ħal Gharghur, Il-Mosta, In-Naxxar	104	97	94	88	91	63	83	96	83	79	78	56
	14. Il-Mellieħa, San Pawl il-Baħar, L-Imġarr	107	133	127	87	125	133	123	134	131	138	188	168
		211	230	221	175	216	196	206	230	214	217	266	224
Gozo and Comino	15. Il-Fontana, L-Għarb, L-Għasri, Ta' Kerċem, Il-Munxar, Ir-Rabat Ghawdex, San Lawrenz, Ta' Sannat, Iż-Żebbuġ	47	66	69	41	53	60	56	85	60	52	69	82
	16. Ghajnsielem and Comino, In-Nadur, Il-Qala, Ix-Xaghra, Ix-Xewkija	30	44	78	33	47	50	45	41	57	38	54	49
		77	110	147	74	100	110	101	126	117	90	123	131
	Unclassified	-	-	-	1	1	1	-	-	-	-	-	-
Total		1,048	1,119	1,211	846	1,042	981	1,066	1,168	979	1,142	1,166	1,094

Table 6. Number of final deeds of sale by period of registration, district and cluster of localities

District	Cluster	2018											
		January	February	March	April	May	June	July	August	September	October	November	December
Southern Harbour	1. Valletta, Il-Furjana, Il-Marsa	21	15	17	19	17	16	11	22	17	26	17	18
	2. Santa Luċija, Hal Tarxien, Il-Fgura, Raġal Ġdid, Hal Luqa	72	69	62	61	72	84	74	69	50	81	89	77
	3. Il-Birgu, L-Isla, Bormla, Il-Kalkara, Haż-Żabbar, Ix-Xghajra	63	42	57	41	61	66	50	66	47	59	63	72
		156	126	136	121	150	166	135	157	114	166	169	167
Northern Harbour	4. Il-Hamrun, Tal-Pietà, Santa Venera, L-Imsida, Birkirkara, Hal Qormi	142	161	130	162	190	177	183	186	139	235	203	205
	5. Is-Swieqi, Pembroke, San Ġiljan, Tas-Sliema	105	93	103	97	102	115	99	105	75	140	135	120
	6. Il-Gżira, Ta' Xbiex, San Ġwann	35	54	43	58	66	57	55	44	41	57	73	47
		282	308	276	317	358	349	337	335	255	432	411	372
South Eastern	7. Birżebbuġa, Hal Safi, Iż-Żurrieq	36	48	52	38	41	37	38	36	38	57	49	43
	8. Marsaxlokk, Marsaskala, Iż-Żejtun	73	64	84	80	64	80	73	100	66	108	62	68
	9. Hal Ghaxaq, Hal Kirkop, L-Imqabba, Il-Qrendi, Il-Gudja	38	28	23	26	21	30	27	23	13	24	34	29
		147	140	159	144	126	147	138	159	117	189	145	140
Western	10. Haż-Żebbuġ, Is-Siġġiewi, H'Attard	53	59	59	66	67	58	71	72	67	88	81	59
	11. Ir-Rabat, L-Imdina, Had-Dingli, L-Imtarfa	26	25	22	34	16	35	34	33	30	53	33	38
	12. Hal Balzan, L-Iklin, Hal Lija	16	24	19	18	20	21	22	14	13	15	15	29
		95	108	100	118	103	114	127	119	110	156	129	126
Northern	13. Hal Gharghur, Il-Mosta, In-Naxxar	65	85	104	84	71	85	72	113	94	110	136	110
	14. Il-Mellieħa, San Pawl il-Baħar, L-Imġarr	117	114	157	117	184	147	146	109	121	158	102	145
		182	199	261	201	255	232	218	222	215	268	238	255
Gozo and Comino	15. Il-Fontana, L-Għarb, L-Għasri, Ta' Kerċem, Il-Munxar, Ir-Rabat Ghawdex, San Lawrenz, Ta' Sannat, Iż-Żebbuġ	50	56	58	47	62	72	87	82	66	93	96	117
	16. Ghajnsielem and Comino, In-Nadur, Il-Qala, Ix-Xaghra, Ix-Xewkija	50	63	52	52	47	55	64	56	47	81	72	90
		100	119	110	99	109	127	151	138	113	174	168	207
	Unclassified	-	-	-	-	-	-	-	-	-	-	-	-
Total		962	1,000	1,042	1,000	1,101	1,135	1,106	1,130	924	1,385	1,260	1,267

Table 6. Number of final deeds of sale by period of registration, district and cluster of localities

District	Cluster	2019											
		January	February	March	April	May	June	July	August	September	October	November	December
Southern Harbour	1. Valletta, Il-Furjana, Il-Marsa	18	16	23	26	7	13	17	25	12	27	14	17
	2. Santa Luċġja, Ħal Tarxien, Il-Fgura, Raĥal Ġdid, Ħal Luqa	57	86	74	67	74	68	81	83	69	84	85	76
	3. Il-Birgu, L-Isla, Bormla, Il-Kalkara, Ħaż-Żabbar, Ix-Xghajra	58	45	51	57	56	48	55	55	42	46	64	70
		133	147	148	150	137	129	153	163	123	157	163	163
Northern Harbour	4. Il-Ħamrun, Tal-Pietà, Santa Venera, L-Imsida, Birkirkara, Ħal Qormi	168	201	166	175	182	163	177	148	154	204	142	184
	5. Is-Swieqi, Pembroke, San Ġiljan, Tas-Sliema	94	104	96	96	94	96	102	136	97	122	110	86
	6. Il-Gżira, Ta' Xbiex, San Ġwann	68	57	58	56	63	43	48	49	39	54	64	59
		330	362	320	327	339	302	327	333	290	380	316	329
South Eastern	7. Birżebbuġa, Ħal Safi, Iż-Żurrieq	34	49	55	54	48	51	61	75	42	64	61	63
	8. Marsaxlokk, Marsaskala, Iż-Żejtun	71	91	97	99	88	66	99	83	70	78	84	80
	9. Ħal Ghaxaq, Ħal Kirkop, L-Imqabba, Il-Qrendi, Il-Gudja	22	28	29	29	34	27	34	27	23	37	27	26
		127	168	181	182	170	144	194	185	135	179	172	169
Western	10. Ħaż-Żebbuġ, Is-Siġġiewi, Ħ'Attard	63	72	68	68	75	57	66	65	45	72	49	56
	11. Ir-Rabat, L-Imdina, Ħad-Dingli, L-Imtarfa	21	29	28	21	30	26	32	23	21	19	22	21
	12. Ħal Balzan, L-Iklin, Ħal Lija	17	30	36	25	18	25	21	22	22	32	20	19
		101	131	132	114	123	108	119	110	88	123	91	96
Northern	13. Ħal Gharghur, Il-Mosta, In-Naxxar	82	82	121	82	95	88	114	71	63	79	80	88
	14. Il-Mellieħa, San Pawl il-Baħar, L-Imġarr	134	142	140	128	166	98	171	112	126	146	104	146
		216	224	261	210	261	186	285	183	189	225	184	234
Gozo and Comino	15. Il-Fontana, L-Għarb, L-Għasri, Ta' Kerċem, Il-Munxar, Ir-Rabat Għawdex, San Lawrenz, Ta' Sannat, Iż-Żebbuġ	82	119	104	104	90	88	106	89	115	120	120	98
	16. Ghajnsielem and Comino, In-Nadur, Il-Qala, Ix-Xaghra, Ix-Xewkija	78	71	86	68	76	75	88	75	105	113	115	113
		160	190	190	172	166	163	194	164	220	233	235	211
	Unclassified	-	-	-	-	-	-	-	-	-	-	-	-
Total		1,067	1,222	1,232	1,155	1,196	1,032	1,272	1,138	1,045	1,297	1,161	1,202

Table 6. Number of final deeds of sale by period of registration, district and cluster of localities

District	Cluster	2020											
		January	February	March	April	May	June	July	August	September	October	November	December
Southern Harbour	1. Valletta, Il-Furjana, Il-Marsa	14	14	12	6	6	13	18	8	17	13	8	16
	2. Santa Luċġa, Ħal Tarxien, Il-Fgura, Raġal Ġdid, Ħal Luqa	61	61	66	50	55	67	92	57	65	92	73	66
	3. Il-Birgu, L-Isla, Bormla, Il-Kalkara, Ħaż-Żabbar, Ix-Xghajra	64	50	67	36	33	38	62	48	52	82	51	57
		139	125	145	92	94	118	172	113	134	187	132	139
Northern Harbour	4. Il-Ħamrun, Tal-Pietà, Santa Venera, L-Imsida, Birkirkara, Ħal Qormi	150	137	143	83	74	118	150	162	146	164	152	152
	5. Is-Swieqi, Pembroke, San Ġiljan, Tas-Sliema	108	85	65	72	53	53	96	60	74	76	68	78
	6. Il-Gżira, Ta' Xbiex, San Ġwann	51	52	65	19	15	36	73	52	49	63	44	57
		309	274	273	174	142	207	319	274	269	303	264	287
South Eastern	7. Birżebbuġa, Ħal Safi, Iż-Żurrieq	45	35	31	33	34	37	55	32	50	40	35	45
	8. Marsaxlokk, Marsaskala, Iż-Żejtun	60	70	59	40	31	46	81	64	72	85	85	89
	9. Ħal Ghaxaq, Ħal Kirkop, L-Imqabba, Il-Qrendi, Il-Gudja	12	20	25	6	13	16	40	18	12	20	28	38
		117	125	115	79	78	99	176	114	134	145	148	172
Western	10. Ħaż-Żebbuġ, Is-Siġġiewi, Ħ'Attard	67	45	50	27	31	31	55	52	46	47	56	73
	11. Ir-Rabat, L-Imdina, Ħad-Dingli, L-Imtarfa	21	18	25	14	20	13	25	20	20	16	13	28
	12. Ħal Balzan, L-Iklin, Ħal Lija	21	19	12	13	10	9	24	17	12	19	14	18
		109	82	87	54	61	53	104	89	78	82	83	119
Northern	13. Ħal Gharghur, Il-Mosta, In-Naxxar	81	77	66	54	27	56	49	68	67	68	68	70
	14. Il-Mellieħa, San Pawl il-Baħar, L-Imġarr	106	120	88	65	60	73	152	110	131	96	107	140
		187	197	154	119	87	129	201	178	198	164	175	210
Gozo and Comino	15. Il-Fontana, L-Għarb, L-Għasri, Ta' Kerċem, Il-Munxar, Ir-Rabat Għawdex, San Lawrenz, Ta' Sannat, Iż-Żebbuġ	81	79	78	29	39	67	103	84	86	99	82	113
	16. Ghajnsielem and Comino, In-Nadur, Il-Qala, Ix-Xaghra, Ix-Xewkija	89	118	74	43	51	73	74	88	75	73	72	94
		170	197	152	72	90	140	177	172	161	172	154	207
	Unclassified	-	-	-	-	-	-	-	-	-	1	5	-
Total		1,031	1,000	926	590	552	746	1,149	940	974	1,054	961	1,134

Table 6. Number of final deeds of sale by period of registration, district and cluster of localities

District	Cluster	2021											
		January	February	March	April	May	June	July	August	September	October	November	December
Southern Harbour	1. Valletta, Il-Furjana, Il-Marsa	21	9	17	10	17	13	20	15	19	16	19	19
	2. Santa Luċija, Ғal Tarxien, Il-Fgura, Raħal Ġdid, Ғal Luqa	60	83	104	100	98	113	123	66	65	73	100	96
	3. Il-Birgu, L-Isla, Bormla, Il-Kalkara, Ғaž-Žabbar, Ix-Xghajra	54	56	66	79	55	54	67	59	45	69	68	89
		135	148	187	189	170	180	210	140	129	158	187	204
Northern Harbour	4. Il-Ғamrun, Tal-Pietà, Santa Venera, L-Imsida, Birkirkara, Ғal Qormi	130	139	188	143	176	160	184	134	148	165	172	200
	5. Is-Swieqi, Pembroke, San Ġiljan, Tas-Sliema	71	68	97	92	98	124	111	97	83	89	100	135
	6. Il-Ġzira, Ta' Xbiex, San Ġwann	54	49	54	52	55	68	59	59	65	51	65	60
		255	256	339	287	329	352	354	290	296	305	337	395
South Eastern	7. Birżebbuġa, Ғal Safi, Iż-Žurrieq	35	31	29	38	50	43	65	45	40	45	64	67
	8. Marsaxlokk, Marsaskala, Iż-Žejtun	67	75	71	67	94	65	92	90	68	85	95	116
	9. Ғal Ghaxaq, Ғal Kirkop, L-Imqabba, Il-Qrendi, Il-Gudja	27	27	33	27	30	26	37	37	41	41	40	35
		129	133	133	132	174	134	194	172	149	171	199	218
Western	10. Ғaž-Žebbuġ, Is-Siġġiewi, Ғ'Attard	63	47	97	91	69	78	105	78	70	61	70	65
	11. Ir-Rabat, L-Imdina, Ғad-Dingli, L-Imtarfa	19	24	29	19	27	18	25	33	20	30	15	31
	12. Ғal Balzan, L-Iklin, Ғal Lija	13	13	22	19	16	20	19	28	22	16	24	15
		95	84	148	129	112	116	149	139	112	107	109	111
Northern	13. Ғal Gharghur, Il-Mosta, In-Naxxar	72	83	112	95	84	105	104	94	68	90	104	99
	14. Il-Mellieħa, San Pawl il-Baħar, L-Imġarr	154	120	181	168	120	145	159	165	140	147	187	185
		226	203	293	263	204	250	263	259	208	237	291	284
Gozo and Comino	15. Il-Fontana, L-Għarb, L-Għasri, Ta' Kerċem, Il-Munxar, Ir-Rabat Għawdex, San Lawrenz, Ta' Sannat, Iż-Žebbuġ	77	72	104	86	100	111	110	97	72	100	90	102
	16. Ghajnsielem and Comino, In-Nadur, Il-Qala, Ix-Xaghra, Ix-Xewkija	92	88	81	99	85	96	106	73	74	79	117	95
		169	160	185	185	185	207	216	170	146	179	207	197
	Unclassified	-	-	-	-	-	-	-	-	-	-	-	-
Total		1,009	984	1,285	1,185	1,174	1,239	1,386	1,170	1,040	1,157	1,330	1,409

Table 6. Number of final deeds of sale by period of registration, district and cluster of localities

District	Cluster	2022											
		January	February	March	April	May	June	July	August	September	October	November	December
Southern Harbour	1. Valletta, Il-Furjana, Il-Marsa	13	19	13	13	17	18	25	35	11	20	20	15
	2. Santa Luċija, Hal Tarxien, Il-Fgura, Raġal Ġdid, Hal Luqa	74	76	102	80	83	98	87	74	66	96	87	81
	3. Il-Birgu, L-Isla, Bormla, Il-Kalkara, Haż-Żabbar, Ix-Xghajra	45	58	62	64	79	70	62	67	41	58	65	65
		132	153	177	157	179	186	174	176	118	174	172	161
Northern Harbour	4. Il-Hamrun, Tal-Pietà, Santa Venera, L-Imsida, Birkirkara, Hal Qormi	148	150	164	157	182	174	187	203	142	230	189	161
	5. Is-Swieqi, Pembroke, San Ġiljan, Tas-Sliema	102	72	105	93	105	104	119	104	85	119	129	90
	6. Il-Gżira, Ta' Xbiex, San Ġwann	51	61	39	52	53	63	67	43	57	65	64	44
		301	283	308	302	340	341	373	350	284	414	382	295
South Eastern	7. Birżebbuġa, Hal Safi, Iż-Żurrieq	47	49	70	44	61	74	80	69	48	69	50	62
	8. Marsaxlokk, Marsaskala, Iż-Żejtun	70	75	80	98	84	73	71	86	77	83	93	85
	9. Hal Ghaxaq, Hal Kirkop, L-Imqabba, Il-Qrendi, Il-Gudja	25	25	33	25	21	25	25	34	22	54	35	16
		142	149	183	167	166	172	176	189	147	206	178	163
Western	10. Haż-Żebbuġ, Is-Siġġiewi, H'Attard	70	54	67	58	69	67	63	64	46	76	65	40
	11. Ir-Rabat, L-Imdina, Had-Dingli, L-Imtarfa	23	27	36	33	27	27	27	33	28	34	20	17
	12. Hal Balzan, L-Iklin, Hal Lija	32	29	23	18	25	21	29	25	13	25	19	8
		125	110	126	109	121	115	119	122	87	135	104	65
Northern	13. Hal Gharghur, Il-Mosta, In-Naxxar	84	69	93	67	77	83	96	59	90	83	90	63
	14. Il-Mellieħa, San Pawl il-Baħar, L-Imġarr	134	114	118	130	163	110	142	156	151	179	141	137
		218	183	211	197	240	193	238	215	241	262	231	200
Gozo and Comino	15. Il-Fontana, L-Għarb, L-Għasri, Ta' Kerċem, Il-Munxar, Ir-Rabat Ghawdex, San Lawrenz, Ta' Sannat, Iż-Żebbuġ	113	105	99	86	96	95	104	103	90	134	100	69
	16. Ghajnsielem and Comino, In-Nadur, Il-Qala, Ix-Xaghra, Ix-Xewkija	118	85	86	104	109	92	84	103	100	124	127	68
		231	190	185	190	205	187	188	206	190	258	227	137
	Unclassified	-	-	-	-	-	-	-	-	-	-	-	-
Total		1,149	1,068	1,190	1,122	1,251	1,194	1,268	1,258	1,067	1,449	1,294	1,021

Table 6. Number of final deeds of sale by period of registration, district and cluster of localities

District	Cluster	2023				
		January	February	March	April	May
Southern Harbour	1. Valletta, Il-Furjana, Il-Marsa	19	20	12	18	16
	2. Santa Luċċija, Hal Tarxien, Il-Fgura, Raġal Ġdid, Hal Luqa	83	67	52	63	83
	3. Il-Birgu, L-Isla, Bormla, Il-Kalkara, Haż-Żabbar, Ix-Xghajra	59	62	58	61	58
		161	149	122	142	157
Northern Harbour	4. Il-Hamrun, Tal-Pietà, Santa Venera, L-Imsida, Birkirkara, Hal Qormi	191	140	184	139	169
	5. Is-Swieqi, Pembroke, San Ġiljan, Tas-Sliema	83	81	88	85	90
	6. Il-Gżira, Ta' Xbiex, San Ġwann	42	30	50	38	58
		316	251	322	262	317
South Eastern	7. Birżebbuġa, Hal Safi, Iż-Żurrieq	51	41	49	36	59
	8. Marsaxlokk, Marsaskala, Iż-Żejtun	54	62	59	74	76
	9. Hal Ghaxaq, Hal Kirkop, L-Imqabba, Il-Qrendi, Il-Gudja	34	22	23	23	31
		139	125	131	133	166
Western	10. Haż-Żebbuġ, Is-Siġġiewi, H'Attard	63	45	50	46	65
	11. Ir-Rabat, L-Imdina, Had-Dingli, L-Imtarfa	25	25	21	20	14
	12. Hal Balzan, L-Iklin, Hal Lija	16	25	11	16	23
		104	95	82	82	102
Northern	13. Hal Gharghur, Il-Mosta, In-Naxxar	62	49	98	81	64
	14. Il-Mellieħa, San Pawl il-Baħar, L-Imġarr	132	133	143	112	128
		194	182	241	193	192
Gozo and Comino	15. Il-Fontana, L-Għarb, L-Għasri, Ta' Kerċem, Il-Munxar, Ir-Rabat Għawdex, San Lawrenz, Ta' Sannat, Iż-Żebbuġ	113	77	69	75	70
	16. Ghajnsielem and Comino, In-Nadur, Il-Qala, Ix-Xaghra, Ix-Xewkija	86	60	82	43	76
		199	137	151	118	146
	Unclassified	-	-	-	-	-
Total		1,113	939	1,049	930	1,080

Table 7. Number of final deeds of sale by period of registration and locality

Locality	2005											
	January	February	March	April	May	June	July	August	September	October	November	December
Valletta	5	4	12	7	7	6	4	7	5	7	8	12
L-Imdina	-	1	-	1	1	-	-	-	-	-	1	-
Il-Birgu	4	3	2	4	4	4	2	-	3	1	1	3
L-Isla	1	2	5	1	2	-	-	2	3	4	3	-
Bormla	3	1	2	2	3	1	4	3	6	2	2	4
Hal Qormi	27	31	33	30	25	28	30	22	26	26	30	25
Faż-Żebbuġ	9	14	19	13	11	6	15	15	21	30	17	19
Faż-Żabbar	14	25	26	27	25	34	32	29	27	17	19	30
Is-Siġġiewi	8	7	15	6	7	10	8	6	9	14	13	10
Iż-Żejtun	10	14	14	18	18	16	17	15	9	9	10	15
Ir-Rabat, Ghawdex	3	15	10	10	11	8	10	8	8	7	11	11
Attard	14	6	12	11	13	5	14	16	10	19	13	10
Hal Balzan	5	9	11	9	6	8	10	7	2	8	10	8
Birkirkara	25	37	42	47	41	59	48	40	39	36	25	43
Birżebbuġa	22	9	18	13	7	18	15	13	10	11	12	22
Had-Dingli	2	1	-	3	5	7	4	5	5	3	5	3
Il-Fgura	22	23	26	16	16	21	18	21	21	16	25	10
Il-Furjana	4	2	3	1	3	1	3	-	4	1	2	1
Il-Fontana	1	1	3	1	5	3	2	3	2	1	8	6
Il-Gudja	3	5	4	1	2	6	1	3	1	3	3	3
Il-Gżira	12	9	15	7	9	8	18	15	6	14	11	12
Għajnsielem and Comino	4	9	14	6	11	14	15	10	10	16	8	20
L-Għarb	5	5	7	7	3	4	5	7	5	4	10	6
Hal Gharghur	8	6	2	4	8	5	7	7	4	4	6	5
L-Għasri	2	1	-	-	-	2	2	-	1	1	1	1
Hal Ghaxaq	5	2	8	2	4	1	1	-	1	3	-	4
Il-Hamrun	11	15	14	6	14	10	4	26	18	11	14	18
L-Iklin	3	6	3	2	3	-	2	2	3	1	5	1
Il-Kalkara	5	3	6	2	3	1	3	1	5	7	7	4
Ta' Kerċem	1	-	5	6	2	3	4	9	4	9	8	6
Hal Kirkop	3	3	1	1	4	-	4	1	2	-	2	1
Hal Lija	6	10	3	7	3	6	6	3	4	3	4	2
Hal Luqa	4	3	6	2	3	-	3	5	1	6	4	2
Il-Marsa	4	10	6	1	4	4	5	7	7	5	3	6
Marsaskala	28	44	43	36	32	49	31	28	37	36	21	35
Marsaxlokk	6	7	9	4	5	2	4	5	2	2	6	4
Il-Mellieha	28	14	26	20	18	29	24	19	18	20	27	30
L-Imġarr	5	2	8	1	4	7	3	3	2	8	3	5
Il-Mosta	22	23	24	17	22	19	23	25	19	35	31	33
L-Imqabba	1	4	2	5	1	2	5	3	2	1	1	1
L-Imsida	15	22	22	21	19	16	28	34	24	28	19	26
Il-Munxar	4	5	3	3	5	-	5	3	3	1	5	5
In-Nadur	5	3	7	9	5	7	7	11	14	7	7	9
In-Naxxar	20	24	26	15	23	27	21	20	24	31	33	12
Rahal Ġdid	5	9	13	13	10	5	18	10	14	16	7	11
Pembroke	1	1	-	-	1	1	-	-	-	-	-	-
Tal-Pietà	5	8	16	11	18	14	8	9	6	10	5	12
Il-Qala	5	5	6	15	5	6	5	6	6	10	4	4
Il-Qrendi	5	1	6	1	1	2	2	2	4	3	2	4
Ir-Rabat	7	11	14	15	9	21	12	15	11	26	13	13
Hal Safi	1	2	-	-	4	-	3	3	3	2	4	1
San Ġiljan	17	27	32	48	37	38	27	40	26	31	27	23
San Ġwann	11	14	16	15	12	12	17	14	6	16	17	18
San Lawrenz	3	5	2	4	-	6	1	2	1	1	-	3
San Pawl Il-Baħar	56	66	84	80	65	78	76	72	75	69	74	84
Ta' Sannat	7	7	4	4	3	-	3	4	4	7	4	3
Santa Luċija	-	1	4	3	2	1	2	2	2	1	1	1
Santa Venera	18	11	17	12	18	9	13	16	10	9	12	12
Tas-Sliema	37	41	36	26	33	31	43	53	46	36	36	32
Is-Swieqi	17	9	14	9	10	13	23	11	16	21	21	21
Ta' Xbiex	3	1	2	3	3	2	2	2	1	-	4	1
Hal Tarxien	7	7	5	9	8	11	5	6	11	4	11	9
Ix-Xagħra	8	9	8	18	12	12	20	10	11	10	23	14
Ix-Xewkija	2	2	5	7	4	2	-	9	2	4	1	3
Ix-Xgħajra	2	4	3	1	5	9	2	6	2	3	6	4
Iż-Żebbuġ	13	15	12	12	15	16	22	15	14	22	15	25
Iż-Żurrieq	18	10	11	14	13	8	17	9	9	16	18	17
L-Imtarfa	5	2	3	2	2	2	3	1	2	6	6	2
Unclassified	1	-	2	-	-	-	1	-	-	-	-	-
Total	643	708	832	727	707	756	792	776	709	791	765	800

Table 7. Number of final c

Locality	2006											
	January	February	March	April	May	June	July	August	September	October	November	December
Valletta	3	5	4	1	8	7	8	2	4	5	5	10
L-Imdina	-	-	-	-	-	-	-	-	-	1	-	-
Il-Birgu	5	3	6	2	1	1	-	-	4	2	-	4
L-Isla	3	4	5	4	3	2	1	2	6	4	7	11
Bormla	4	4	6	5	2	5	6	4	4	6	3	5
Hal Qormi	16	22	24	21	27	24	14	25	34	25	30	30
Faż-Żebbuġ	10	18	16	12	22	20	21	17	16	17	24	22
Faż-Żabbar	12	22	19	15	29	19	36	26	17	29	26	25
Is-Siġġiewi	3	4	5	9	8	8	8	7	5	16	18	16
Iż-Żejtun	24	13	17	8	13	23	18	10	13	20	10	12
Ir-Rabat, Ghawdex	8	9	11	5	13	11	8	9	19	12	17	10
Attard	16	9	17	13	14	24	17	8	15	17	22	18
Hal Balzan	7	5	8	7	10	6	7	9	4	5	10	6
Birkirkara	47	35	47	43	48	33	48	39	25	32	40	49
Birzebbuga	14	14	7	11	14	16	7	4	13	17	13	5
Had-Dingli	4	2	6	3	1	5	1	2	2	6	5	5
Il-Fgura	24	12	18	17	20	10	29	15	16	23	21	19
Il-Furjana	1	2	2	2	1	5	-	5	1	2	1	5
Il-Fontana	5	1	3	2	5	2	5	4	1	5	5	2
Il-Gudja	5	5	6	2	8	1	6	2	7	4	2	2
Il-Gżira	11	16	12	14	22	11	14	22	10	15	21	26
Għajnsielem and Comino	12	9	13	4	2	2	4	3	8	6	9	6
L-Għarb	6	5	4	3	3	2	3	1	2	4	5	8
Hal Gharghur	6	5	7	7	4	4	2	6	5	4	5	3
L-Għasri	2	3	-	3	1	1	3	1	1	2	1	2
Hal Ghaxaq	4	4	3	1	5	4	6	5	6	6	7	8
Il-Hamrun	10	20	14	19	16	17	18	16	13	15	18	14
L-Iklin	4	2	2	3	-	2	4	2	2	3	2	3
Il-Kalkara	3	2	5	1	4	1	2	3	4	2	4	2
Ta' Kerċem	2	2	8	10	7	8	7	3	6	9	3	4
Hal Kirkop	5	4	1	3	4	1	1	8	2	3	3	2
Hal Lija	10	4	4	5	11	7	7	3	4	5	1	3
Hal Luqa	4	4	2	2	3	3	1	4	6	4	3	3
Il-Marsa	6	5	7	5	7	7	7	5	4	7	7	7
Marsaskala	35	31	32	28	37	37	23	31	37	41	36	29
Marsaxlokk	7	4	3	1	9	4	4	4	3	5	5	9
Il-Mellieha	15	27	19	29	19	11	19	12	21	23	17	36
L-Imġarr	6	6	6	6	4	2	15	19	6	5	9	8
Il-Mosta	22	28	34	32	33	26	43	14	27	32	23	29
L-Imqabba	1	1	2	-	2	4	1	1	1	2	5	5
L-Imsida	25	40	40	20	30	34	28	36	21	32	40	21
Il-Munxar	1	2	5	1	3	4	4	1	3	4	6	5
In-Nadur	5	11	8	9	9	5	9	4	11	8	9	5
In-Naxxar	19	21	25	18	23	28	21	27	17	22	17	22
Rahal Ġdid	14	6	12	11	9	10	9	8	5	10	7	11
Pembroke	2	2	2	1	-	2	2	1	2	1	-	3
Tal-Pietà	8	10	8	6	6	6	13	13	7	5	9	7
Il-Qala	2	11	14	5	7	10	8	9	6	11	7	5
Il-Qrendi	1	4	1	1	1	3	1	5	1	-	3	1
Ir-Rabat	24	14	11	8	17	10	10	10	10	9	13	10
Hal Safi	3	3	-	2	2	2	-	3	1	2	4	2
San Ġiljan	18	25	25	31	25	23	22	19	20	27	27	34
San Ġwann	11	8	16	8	15	13	11	12	9	20	6	9
San Lawrenz	-	1	2	-	-	2	3	2	5	5	2	4
San Pawl Il-Baħar	67	50	69	72	56	61	82	84	68	81	72	93
Ta' Sannat	5	8	1	-	4	2	4	1	4	4	5	5
Santa Luċija	-	1	1	-	-	1	-	1	-	-	2	1
Santa Venera	5	9	16	9	18	11	5	6	12	11	16	7
Tas-Sliema	35	33	37	42	37	51	42	36	31	59	45	51
Is-Swieqi	30	17	23	26	20	24	22	29	10	21	25	18
Ta' Xbiex	3	4	1	-	1	3	4	4	2	-	2	1
Hal Tarxien	10	10	7	7	14	18	7	16	5	16	8	10
Ix-Xagħra	11	13	7	11	14	6	9	8	8	13	11	10
Ix-Xewkija	4	8	2	1	6	6	2	5	2	10	4	1
Ix-Xgħajra	5	2	4	-	4	4	3	2	8	2	5	2
Iż-Żebbuġ	19	21	23	8	13	11	14	11	11	14	17	8
Iż-Żurrieq	9	16	14	10	10	19	18	16	10	19	21	21
L-Imtarfa	5	1	5	2	4	5	1	2	1	3	4	1
Unclassified	-	-	-	-	-	-	-	-	-	-	-	-
Total	723	722	784	667	788	750	778	724	664	850	830	831

Table 7. Number of final c

Locality	2007											
	January	February	March	April	May	June	July	August	September	October	November	December
Valletta	7	5	6	7	10	8	9	10	12	10	7	4
L-Imdina	-	-	-	-	-	-	-	-	-	-	-	-
Il-Birgu	5	6	5	4	3	5	4	3	1	3	2	8
L-Isla	1	5	10	3	6	4	6	6	3	4	5	6
Bormla	4	2	6	5	9	6	7	3	2	6	5	3
Hal Qormi	35	33	49	19	28	26	45	25	30	22	26	45
Haz-Żebbuġ	24	19	17	27	24	22	28	17	11	23	17	13
Haz-Żabbar	17	16	24	24	21	21	26	15	19	15	21	22
Is-Siġġiewi	15	9	25	15	9	9	13	13	9	13	15	11
Iż-Żejtun	17	15	9	22	26	18	18	26	6	19	22	14
Ir-Rabat, Ghawdex	20	8	14	7	14	15	5	9	14	9	17	10
Hal Attard	14	17	10	12	14	11	10	16	26	14	9	23
Hal Balzan	5	7	13	4	10	9	8	6	6	14	9	8
Birkirkara	38	33	40	42	44	42	52	49	34	41	43	40
Birżebbuġa	10	9	14	23	14	12	14	14	13	23	12	14
Had-Dingli	3	3	3	7	2	4	7	7	3	4	4	6
Il-Fgura	20	27	20	12	22	20	18	22	16	18	16	16
Il-Furjana	4	3	4	6	2	1	2	1	2	3	3	5
Il-Fontana	7	1	3	3	4	3	4	-	-	1	1	2
Il-Gudja	3	-	1	5	4	1	4	8	9	5	5	1
Il-Gżira	19	29	22	8	21	23	27	14	11	16	22	20
Ghajnsielem and Comino	9	9	14	5	3	8	19	6	3	11	8	11
L-Gharb	10	5	5	6	10	1	7	7	6	2	1	11
Hal Gharghur	2	5	4	-	5	9	7	12	2	7	3	7
L-Għasri	3	2	2	-	1	-	1	2	1	1	1	3
Hal Ghaxaq	3	7	8	8	8	9	5	6	3	6	3	6
Il-Hamrun	11	13	21	20	7	12	17	15	7	14	13	22
L-Iklin	5	-	-	4	4	6	1	1	2	5	3	3
Il-Kalkara	5	5	2	5	7	6	7	5	3	2	7	3
Ta' Kerċem	3	4	6	5	3	4	14	5	4	6	6	7
Hal Kirkop	2	-	2	2	2	5	2	4	2	1	1	-
Hal Lija	5	10	11	13	3	6	7	5	2	7	8	6
Hal Luqa	5	2	7	5	9	7	8	3	5	2	2	4
Il-Marsa	6	7	7	6	8	2	7	5	3	9	3	4
Marsaskala	36	40	41	30	35	32	45	29	37	34	40	39
Marsaxlokk	4	5	5	3	7	3	5	3	5	3	3	1
Il-Mellieha	27	25	25	20	28	33	44	29	18	36	25	25
L-Imġarr	7	5	10	5	9	14	7	9	5	1	15	13
Il-Mosta	29	33	51	33	41	41	41	39	33	51	45	32
L-Imqabba	5	1	4	2	4	2	1	4	3	4	4	3
L-Imsida	24	29	34	25	27	26	31	27	28	26	25	21
Il-Munxar	1	3	2	-	5	5	2	2	8	4	5	2
In-Nadur	11	4	5	5	9	11	5	6	2	6	9	9
In-Naxxar	24	22	23	30	39	22	24	25	13	25	32	23
Rahal Ġdid	12	8	10	10	12	11	13	15	10	7	16	8
Pembroke	-	2	5	8	15	11	12	24	10	19	21	4
Tal-Pietà	1	8	8	4	10	7	10	6	4	3	5	6
Il-Qala	9	10	7	8	5	2	4	10	6	9	11	3
Il-Qrendi	4	5	5	3	1	2	1	3	-	-	4	3
Ir-Rabat	9	24	16	13	18	22	19	14	18	21	18	9
Hal Safi	-	2	4	2	2	2	5	5	-	1	1	2
San Ġiljan	23	23	38	31	26	36	42	27	14	28	30	34
San Ġwann	12	5	12	12	10	17	9	12	14	13	7	14
San Lawrenz	4	1	6	5	3	1	4	9	3	-	2	-
San Pawl Il-Baħar	71	73	71	64	73	78	70	94	67	72	70	67
Ta' Sannat	1	3	1	1	3	4	9	6	1	1	1	8
Santa Luċija	1	2	11	3	2	2	1	-	1	2	-	2
Santa Venera	6	10	15	11	19	13	11	17	12	15	13	13
Tas-Sliema	38	29	46	42	53	61	47	45	36	64	58	52
Is-Swieqi	12	8	18	33	18	14	25	14	18	21	12	17
Ta' Xbiex	2	2	1	3	9	5	3	2	2	-	4	1
Hal Tarxien	7	17	15	10	22	12	14	8	7	11	11	13
Ix-Xagħra	12	16	12	10	9	6	17	18	11	21	19	7
Ix-Xewkija	3	-	9	2	7	2	4	4	2	9	4	3
Ix-Xgħajra	1	1	5	2	5	9	4	5	2	4	-	3
Iż-Żebbuġ	17	10	17	10	9	11	11	12	19	21	11	11
Iż-Żurrieq	16	13	24	16	18	10	26	8	9	9	17	7
L-Imtarfa	2	1	2	2	2	1	4	3	1	3	2	2
Unclassified	-	-	-	-	-	-	-	-	-	-	-	1
Total	768	756	942	792	912	863	979	874	689	880	860	816

Table 7. Number of final c

Locality	2008											
	January	February	March	April	May	June	July	August	September	October	November	December
Valletta	10	4	9	7	11	4	12	8	2	8	10	3
L-Imdina	-	-	-	-	-	-	-	-	-	-	-	-
Il-Birgu	3	4	-	2	1	1	4	4	2	3	1	2
L-Isla	4	1	2	-	8	-	3	2	3	2	2	1
Bormla	6	2	6	7	5	4	5	4	3	2	4	2
Hal Qormi	23	22	29	33	20	16	30	17	17	25	27	14
Faż-Żebbuġ	18	13	9	14	14	4	13	7	16	22	8	19
Faż-Żabbar	12	11	12	24	22	18	16	22	19	18	12	20
Is-Siġġiewi	10	4	16	22	7	9	14	6	4	3	6	21
Iż-Żejtun	11	23	13	10	11	13	21	19	10	19	15	14
Ir-Rabat, Ghawdex	5	7	10	11	10	11	7	10	6	11	6	8
Attard	13	15	8	11	14	22	16	10	17	26	14	14
Hal Balzan	10	9	9	7	8	6	14	6	10	9	6	7
Birkirkara	32	30	10	35	45	31	35	28	22	38	38	42
Birżebbuġa	10	7	9	11	8	17	18	11	16	15	8	15
Had-Dingli	8	5	8	12	6	6	5	4	5	9	5	5
Il-Fgura	23	20	16	21	20	22	18	15	11	22	16	14
Il-Furjana	3	3	1	1	1	1	2	4	2	4	2	2
Il-Fontana	-	3	1	3	-	2	2	1	3	1	2	2
Il-Gudja	2	1	-	1	4	1	2	7	7	4	5	2
Il-Gżira	7	13	8	14	27	18	15	9	8	20	9	19
Għajnsielem and Comino	6	4	1	7	5	6	11	6	3	8	11	5
L-Għarb	3	1	1	8	4	4	4	4	2	2	3	4
Hal Għarghur	6	4	3	2	4	5	6	4	5	4	6	2
L-Għasri	1	1	1	1	1	1	1	-	2	2	2	1
Hal Għaxaq	4	9	5	3	4	5	9	7	4	10	2	6
Il-Hamrun	20	7	17	14	11	14	10	22	16	19	16	15
L-Iklin	4	3	9	1	3	2	1	1	-	1	1	2
Il-Kalkara	1	3	1	2	1	1	2	2	2	2	4	1
Ta' Kerċem	5	4	12	2	1	2	1	2	6	2	5	4
Hal Kirkop	2	3	-	-	-	1	2	-	-	2	-	2
Hal Lija	3	9	9	3	8	2	4	1	3	7	1	1
Hal Luqa	2	2	4	7	7	5	9	2	5	10	7	6
Il-Marsa	5	8	3	9	8	7	3	4	3	7	5	1
Marsaskala	27	25	46	25	37	17	18	28	26	39	23	25
Marsaxlokk	1	4	1	2	5	2	3	1	2	5	2	8
Il-Mellieha	16	32	16	15	12	19	16	18	24	19	26	14
L-Imġarr	9	3	14	7	9	4	5	5	8	9	5	3
Il-Mosta	26	24	25	28	33	33	40	39	31	38	27	25
L-Imqabba	3	6	5	5	2	5	1	4	1	4	2	5
L-Imsida	28	20	26	19	12	16	20	16	17	20	16	27
Il-Munxar	2	5	-	3	3	2	3	4	2	4	4	1
In-Nadur	4	3	8	4	4	5	4	7	3	9	5	6
In-Naxxar	19	16	24	19	21	29	28	21	18	33	25	23
Rahal Ġdid	12	10	11	5	13	10	5	10	8	13	8	9
Pembroke	5	5	5	7	2	1	-	4	1	2	2	6
Tal-Pietà	4	6	3	8	8	4	3	7	7	5	8	13
Il-Qala	10	7	4	4	9	5	3	8	10	5	8	4
Il-Qrendi	2	3	2	3	-	6	5	2	3	10	6	2
Ir-Rabat	18	14	13	15	11	19	16	17	19	14	21	13
Hal Safi	-	1	2	-	1	1	2	-	-	2	1	1
San Ġiljan	16	20	25	24	19	25	20	18	19	26	23	22
San Ġwann	12	8	14	9	8	8	10	12	2	9	8	9
San Lawrenz	-	3	-	2	1	1	2	3	1	1	2	-
San Pawl Il-Baħar	59	57	58	59	58	53	51	54	36	82	53	52
Ta' Sannat	9	2	3	6	3	5	2	3	2	3	3	6
Santa Luċija	-	-	-	2	1	-	-	-	3	1	-	-
Santa Venera	8	8	13	12	9	9	15	9	8	12	12	15
Tas-Sliema	64	63	38	41	55	32	50	37	46	54	31	38
Is-Swieqi	10	15	15	20	15	18	27	19	17	20	10	14
Ta' Xbiex	9	4	1	2	4	2	-	1	3	2	3	2
Hal Tarxien	12	4	7	7	13	10	11	17	11	21	9	19
Ix-Xagħra	16	22	5	10	4	13	14	8	6	10	11	10
Ix-Xewkija	4	4	4	5	6	2	5	5	3	2	3	2
Ix-Xgħajra	4	1	-	6	3	3	2	1	1	6	9	5
Iż-Żebbuġ	17	12	18	12	10	9	4	10	9	20	18	6
Iż-Żurrieq	5	12	16	11	15	18	22	10	12	25	16	10
L-Imtarfa	-	4	3	3	1	2	1	2	-	1	-	5
Unclassified	-	-	-	-	-	-	-	-	-	-	-	-
Total	703	678	667	705	706	649	723	649	593	863	659	676

Table 7. Number of final c

Locality	2009											
	January	February	March	April	May	June	July	August	September	October	November	December
Valletta	2	6	6	7	9	12	5	5	6	7	7	10
L-Imdina	-	1	-	-	1	-	1	-	-	-	-	-
Il-Birgu	1	2	4	4	3	1	1	1	-	2	-	2
L-Isla	4	1	3	2	3	1	2	-	1	5	2	2
Bormla	3	4	3	5	11	7	3	8	3	6	3	1
Hal Qormi	18	24	25	32	22	22	27	16	20	20	19	18
Faż-Żebbuġ	8	11	12	28	15	24	19	11	10	12	15	19
Faż-Żabbar	15	14	20	20	32	29	32	11	20	32	21	22
Is-Siġġiewi	5	5	12	8	12	10	10	7	9	16	10	10
Iż-Żejtun	14	11	13	12	19	17	13	10	23	12	23	22
Ir-Rabat, Ghawdex	6	8	7	11	4	2	7	5	4	7	6	8
Attard	17	7	18	25	29	22	20	19	25	12	14	13
Hal Balzan	5	6	2	7	6	7	11	8	6	11	6	7
Birkirkara	36	42	36	26	25	23	32	31	23	39	26	26
Birżebbuġa	11	13	13	12	19	13	16	7	11	8	12	14
Had-Dingli	5	2	4	4	2	5	4	2	3	5	2	2
Il-Fgura	16	20	13	15	20	18	29	15	14	16	11	23
Il-Furjana	2	3	3	-	1	1	3	2	5	2	1	4
Il-Fontana	1	2	1	-	-	-	1	1	-	1	2	2
Il-Gudja	1	6	4	4	1	2	1	4	4	4	6	2
Il-Gżira	18	15	16	23	21	19	24	10	26	19	10	25
Għajnsielem and Comino	3	2	4	3	11	2	5	3	4	6	2	14
L-Għarb	-	7	4	2	4	2	2	4	2	11	6	3
Hal Għarghur	4	3	3	5	3	4	2	6	6	6	10	11
L-Għasri	1	3	-	4	5	-	1	1	1	3	1	2
Hal Għaxaq	4	5	5	3	1	8	2	2	5	6	2	9
Il-Hamrun	11	9	6	12	10	15	13	9	13	14	12	18
L-Iklin	2	-	3	5	4	3	1	-	1	1	-	1
Il-Kalkara	1	3	3	1	3	7	1	2	3	4	1	4
Ta' Kerċem	3	3	2	6	-	3	3	2	4	2	1	2
Hal Kirkop	2	-	4	1	1	4	8	5	2	2	1	4
Hal Lija	2	7	1	2	6	4	7	4	2	12	9	5
Hal Luqa	4	5	6	7	4	6	10	5	12	7	6	5
Il-Marsa	1	6	5	6	7	5	9	2	3	2	4	6
Marsaskala	28	33	29	20	23	35	34	21	27	31	33	33
Marsaxlokk	1	5	6	3	2	5	4	3	5	1	5	8
Il-Mellieha	18	10	16	26	24	22	28	19	18	16	32	22
L-Imġarr	7	9	4	10	1	9	4	2	9	11	6	4
Il-Mosta	23	19	22	29	20	29	25	29	33	38	24	36
L-Imqabba	3	6	2	5	5	-	7	1	7	3	1	3
L-Imsida	12	16	21	14	15	24	14	14	22	36	20	43
Il-Munxar	2	1	-	2	2	6	3	-	1	5	3	3
In-Nadur	8	3	5	3	7	4	7	5	7	12	11	6
In-Naxxar	20	23	25	20	28	18	20	22	29	36	26	22
Raħal Ġdid	7	6	9	12	7	8	12	10	6	16	13	9
Pembroke	3	2	1	3	5	10	15	6	6	8	9	5
Tal-Pietà	3	1	6	3	3	7	14	4	3	7	3	12
Il-Qala	5	3	6	5	7	6	5	4	6	2	10	9
Il-Qrendi	2	2	2	4	1	2	-	3	6	3	11	9
Ir-Rabat	22	8	10	9	15	11	15	22	11	9	11	19
Hal Safi	-	-	-	3	4	1	5	3	1	1	1	3
San Ġiljan	16	13	26	15	25	21	19	11	23	27	22	30
San Ġwann	4	11	11	8	7	10	4	8	13	4	7	12
San Lawrenz	-	2	1	3	1	1	1	3	-	3	2	-
San Pawl Il-Baħar	46	40	56	33	67	66	74	55	47	48	49	53
Ta' Sannat	3	1	2	6	1	3	5	-	4	3	5	5
Santa Luċija	-	-	2	1	3	1	1	-	-	1	1	1
Santa Venera	7	12	12	12	13	13	14	11	9	12	10	10
Tas-Sliema	20	32	39	42	51	37	38	67	43	39	24	42
Is-Swieqi	17	16	14	31	17	21	18	20	18	14	19	24
Ta' Xbiex	1	2	1	2	5	3	3	-	5	2	4	5
Hal Tarxien	8	11	9	9	11	14	9	5	14	10	5	12
Ix-Xagħra	6	15	9	5	14	17	6	5	8	3	11	6
Ix-Xewkija	3	3	4	1	6	5	5	3	3	6	3	6
Ix-Xgħajra	5	3	2	4	5	4	1	1	4	4	2	2
Iż-Żebbuġ	16	9	7	11	11	8	17	6	9	6	3	13
Iż-Żurrieq	12	14	13	15	13	10	11	9	14	23	15	12
L-Imtarfa	1	2	-	1	4	1	5	3	-	1	2	-
Unclassified	-	-	-	-	-	-	-	-	-	-	-	-
Total	555	589	633	672	737	730	768	593	682	753	654	795

Table 7. Number of final c

Locality	2010											
	January	February	March	April	May	June	July	August	September	October	November	December
Valletta	4	6	4	7	12	6	8	10	5	3	3	10
L-Imdina	-	-	-	-	-	-	-	-	1	-	1	1
Il-Birgu	-	2	3	3	3	2	1	2	3	1	1	4
L-Isla	1	3	4	2	3	-	2	-	2	4	-	1
Bormla	1	4	1	7	4	5	4	3	7	3	9	7
Hal Qormi	18	17	24	12	28	24	26	15	16	17	16	21
Faż-Żebbuġ	10	8	17	15	17	18	21	13	10	13	15	18
Faż-Żabbar	21	22	18	14	28	19	19	24	20	15	15	26
Is-Siġġiewi	7	9	11	13	10	11	12	14	12	10	12	19
Iż-Żejtun	7	9	11	7	9	15	15	16	9	19	10	10
Ir-Rabat, Ghawdex	4	6	9	5	4	10	7	3	11	3	-	8
Attard	15	15	18	23	17	13	20	22	25	12	9	16
Hal Balzan	6	7	9	7	2	5	5	6	5	6	6	3
Birkirkara	22	30	38	19	37	36	27	27	32	46	32	27
Birżebbuġa	14	11	11	15	17	12	7	12	5	15	9	9
Had-Dingli	4	1	2	5	3	1	4	3	5	5	3	7
Il-Fgura	13	9	22	16	27	15	14	10	15	21	15	16
Il-Furjana	2	2	2	1	3	-	2	1	2	1	1	1
Il-Fontana	1	3	2	-	2	-	-	-	1	1	2	-
Il-Gudja	4	7	2	7	10	2	3	3	2	2	3	2
Il-Gżira	16	19	25	17	25	21	15	21	19	15	18	19
Għajnsielem and Comino	6	4	3	3	6	6	1	4	4	10	8	1
L-Għarb	3	1	3	6	3	5	3	4	1	1	1	3
Hal Għargħur	9	3	13	3	9	4	6	5	6	5	9	13
L-Għasri	11	2	1	-	-	2	-	1	1	-	1	2
Hal Għaxaq	7	9	8	-	2	8	5	6	5	6	7	4
Il-Hamrun	11	14	14	14	16	8	6	7	8	5	8	17
L-Iklin	1	2	1	3	1	1	2	2	5	2	2	2
Il-Kalkara	4	2	2	1	3	5	5	3	2	5	2	5
Ta' Kerċem	2	5	2	3	4	3	4	2	4	-	-	4
Hal Kirkop	1	-	3	-	2	1	1	1	-	5	2	-
Hal Lija	4	6	2	2	5	4	4	4	5	6	1	8
Hal Luqa	6	6	8	6	6	4	6	6	5	2	7	2
Il-Marsa	2	5	3	5	9	3	4	4	5	4	4	6
Marsaskala	30	27	26	26	36	20	29	26	24	22	22	22
Marsaxlokk	4	1	5	4	4	4	2	4	7	2	4	3
Il-Mellieha	17	10	16	17	21	11	15	22	10	11	17	16
L-Imġarr	12	8	10	2	7	8	15	12	12	13	14	9
Il-Mosta	33	41	38	41	56	26	30	30	33	29	22	25
L-Imqabba	1	-	4	2	3	2	4	6	8	6	1	4
L-Imsida	14	20	33	14	17	14	21	19	18	16	13	17
Il-Munxar	-	5	4	2	3	3	3	2	6	2	-	5
In-Nadur	6	5	6	8	6	8	4	7	3	5	3	14
In-Naxxar	34	21	30	26	23	29	18	20	26	16	24	21
Raħal Ġdid	2	4	6	9	12	6	8	13	11	12	6	12
Pembroke	4	4	3	1	6	4	2	2	2	3	3	-
Tal-Pietà	6	5	15	20	13	10	8	8	3	6	6	12
Il-Qala	7	5	7	5	6	4	5	5	4	1	1	3
Il-Qrendi	6	7	6	9	2	1	5	5	4	8	2	1
Ir-Rabat	23	17	10	14	19	13	16	17	18	22	18	40
Hal Safi	-	3	4	2	1	-	3	-	-	2	2	3
San Ġiljan	25	23	18	21	23	23	28	31	21	31	24	30
San Ġwann	5	12	9	13	9	13	10	16	8	12	11	7
San Lawrenz	-	1	-	-	-	-	2	2	2	1	-	2
San Pawl Il-Baħar	41	34	46	52	56	44	48	49	51	55	45	48
Ta' Sannat	9	4	2	1	2	8	4	8	4	3	1	6
Santa Luċija	-	-	1	-	-	1	-	2	-	-	1	1
Santa Venera	10	9	5	16	24	13	5	10	9	11	11	12
Tas-Sliema	25	31	45	29	29	36	59	37	38	44	26	32
Is-Swieqi	14	20	17	10	7	14	16	22	16	21	9	21
Ta' Xbiex	-	1	2	1	2	2	-	1	2	3	3	1
Hal Tarxien	10	10	16	12	20	6	13	7	7	8	7	12
Ix-Xagħra	9	8	10	2	11	11	10	7	6	5	2	5
Ix-Xewkija	9	4	5	8	2	1	4	1	1	1	2	2
Ix-Xgħajra	2	3	1	2	3	-	1	3	4	4	1	3
Iż-Żebbuġ	5	5	12	11	8	12	13	8	7	3	4	9
Iż-Żurrieq	11	9	10	11	14	14	20	16	17	17	14	15
L-Imtarfa	3	2	1	2	5	1	3	1	1	3	2	3
Unclassified	-	-	-	-	-	-	-	-	-	-	-	-
Total	614	608	719	634	777	631	683	673	641	661	553	708

Table 7. Number of final c

Locality	2011											
	January	February	March	April	May	June	July	August	September	October	November	December
Valletta	5	13	8	9	8	6	6	6	3	2	7	1
L-Imdina	-	-	-	-	-	-	1	-	-	-	-	-
Il-Birgu	1	2	-	3	4	2	6	6	-	5	4	3
L-Isla	1	4	3	-	4	3	-	7	3	3	8	3
Bormla	4	7	4	3	7	6	5	3	2	4	6	4
Hal Qormi	14	19	25	17	36	14	18	24	19	19	16	21
Haż-Żebbuġ	5	15	18	16	18	12	15	18	13	14	11	9
Haż-Żabbar	22	23	17	19	27	20	24	13	19	17	24	22
Is-Siġġiewi	9	5	11	6	12	4	13	6	15	7	8	6
Iż-Żejtun	10	7	10	7	17	12	11	11	14	15	16	12
Ir-Rabat, Ghawdex	10	6	11	3	10	4	4	9	10	8	5	10
Attard	14	16	30	17	33	32	32	20	17	21	20	21
Hal Balzan	3	-	8	10	9	8	6	8	7	11	6	4
Birkirkara	23	29	34	34	41	42	36	26	27	27	26	19
Birżebbuġa	13	15	10	9	14	12	15	15	11	14	12	7
Had-Dingli	8	7	7	2	3	5	5	4	7	6	6	4
Il-Fgura	12	11	15	16	16	18	14	14	18	24	16	16
Il-Furjana	1	-	1	3	2	3	5	2	3	4	1	5
Il-Fontana	1	3	2	2	1	-	2	2	1	-	2	2
Il-Gudja	2	7	4	8	6	5	2	7	5	6	6	4
Il-Gżira	16	20	12	17	18	14	14	19	13	14	9	16
Għajnsielem and Comino	8	8	11	9	9	4	4	7	2	5	12	11
L-Għarb	1	3	12	2	-	1	4	1	5	-	1	5
Hal Gharghur	4	6	8	5	8	8	13	7	14	11	1	9
L-Għasri	1	3	4	1	1	-	-	-	2	-	1	3
Hal Ghaxaq	5	7	11	8	13	5	4	10	5	9	5	6
Il-Hamrun	11	13	14	6	14	13	10	5	11	12	12	16
L-Iklin	-	2	-	1	2	3	-	1	1	2	2	7
Il-Kalkara	1	1	3	4	3	5	8	6	2	2	4	2
Ta' Kerċem	2	-	3	6	2	1	2	2	4	4	8	2
Hal Kirkop	1	-	1	2	6	4	5	7	4	1	3	5
Hal Lija	1	7	4	1	7	2	6	7	3	8	6	8
Hal Luqa	1	8	5	11	6	5	5	6	9	5	3	8
Il-Marsa	3	6	5	3	1	4	4	2	5	2	2	6
Marsaskala	26	20	31	27	34	26	28	19	27	29	43	32
Marsaxlokk	2	3	3	8	5	7	4	4	3	6	5	2
Il-Mellieha	11	10	19	15	24	22	19	21	24	12	28	20
L-Imġarr	8	7	18	4	4	8	4	16	15	7	10	10
Il-Mosta	19	30	50	27	36	38	28	26	22	33	53	31
L-Imqabba	1	1	4	2	2	6	2	2	3	1	4	3
L-Imsida	27	12	22	20	21	10	21	11	12	16	27	21
Il-Munxar	1	1	7	1	1	2	1	2	1	7	4	1
In-Nadur	19	4	17	11	5	7	10	3	3	8	9	6
In-Naxxar	29	18	30	22	24	28	23	20	16	19	23	12
Raħal Ġdid	8	5	6	6	7	8	4	4	9	6	33	6
Pembroke	1	4	8	8	17	8	3	5	3	4	2	7
Tal-Pietà	5	5	4	5	3	6	5	10	6	5	7	6
Il-Qala	6	3	6	6	9	5	3	5	5	7	6	3
Il-Qrendi	2	2	3	6	3	3	-	6	3	2	5	3
Ir-Rabat	24	20	30	23	24	11	12	16	18	10	12	13
Hal Safi	2	2	3	5	2	1	1	1	2	3	-	2
San Ġiljan	18	16	24	43	20	44	23	35	28	29	29	27
San Ġwann	8	10	16	16	16	15	13	16	11	9	10	5
San Lawrenz	6	-	3	1	2	2	3	2	3	1	2	2
San Pawl Il-Baħar	47	48	57	50	54	48	70	49	48	43	49	45
Ta' Sannat	4	2	9	6	7	4	3	1	4	3	5	1
Santa Luċija	2	2	2	2	1	2	-	1	-	2	1	1
Santa Venera	2	5	10	6	14	10	10	13	10	11	11	4
Tas-Sliema	22	37	55	40	40	43	24	45	48	46	43	36
Is-Swieqi	22	11	23	14	20	22	18	10	17	18	11	11
Ta' Xbiex	3	2	3	3	1	5	5	4	2	7	4	2
Hal Tarxien	9	6	14	3	9	8	12	12	11	13	5	8
Ix-Xagħra	12	7	10	10	8	5	8	3	9	8	18	6
Ix-Xewkija	4	4	5	9	4	7	2	6	3	6	1	1
Ix-Xgħajra	3	4	4	2	2	1	3	2	4	1	4	-
Iż-Żebbuġ	18	4	11	9	9	7	6	5	4	8	10	12
Iż-Żurrieq	18	19	24	20	21	14	11	19	14	14	17	9
L-Imtarfa	2	8	3	2	2	6	2	2	3	6	1	1
Unclassified	-	-	-	-	-	-	-	-	-	-	-	-
Total	604	605	845	692	809	716	680	677	665	682	761	626

Table 7. Number of final c

Locality	2012											
	January	February	March	April	May	June	July	August	September	October	November	December
Valletta	4	9	5	10	11	3	2	5	7	14	5	5
L-Imdina	-	-	1	-	-	-	-	-	1	1	-	-
Il-Birgu	3	3	4	5	1	8	6	3	4	4	3	3
L-Isla	4	4	3	-	2	2	2	6	1	-	6	4
Bormla	2	2	4	2	4	5	4	2	-	3	6	10
Hal Qormi	21	19	22	17	22	19	15	18	22	21	24	19
Haż-Żebbuġ	15	7	12	17	13	9	7	9	19	14	19	13
Haż-Żabbar	32	16	27	14	18	25	21	21	17	34	36	25
Is-Siġġiewi	4	2	12	11	18	20	16	14	9	15	8	17
Iż-Żejtun	13	18	8	22	17	16	11	12	9	15	11	10
Ir-Rabat, Ghawdex	7	6	6	3	10	5	4	11	4	14	6	7
Attard	29	17	18	22	18	21	14	15	13	20	17	20
Hal Balzan	9	4	7	11	4	5	12	6	6	4	8	5
Birkirkara	26	29	27	32	32	28	25	25	23	25	29	41
Birżebbuġa	8	6	14	13	8	7	16	12	5	11	15	9
Had-Dingli	2	4	5	5	3	7	8	5	-	6	6	5
Il-Fgura	15	19	17	11	14	13	18	8	12	16	13	6
Il-Furjana	1	2	1	4	3	4	1	1	-	2	3	1
Il-Fontana	3	1	-	-	1	-	2	-	1	1	1	2
Il-Gudja	1	2	5	2	1	4	5	1	3	4	5	3
Il-Gżira	16	19	15	11	13	8	18	14	11	15	15	16
Għajnsielem and Comino	1	4	5	4	3	2	3	6	4	9	4	8
L-Għarb	5	2	2	1	3	2	3	3	3	4	3	2
Hal Għarghur	7	6	9	8	2	5	3	12	1	7	2	5
L-Għasri	-	2	-	-	-	-	-	2	2	3	1	2
Hal Għaxaq	8	4	2	9	11	6	6	5	1	8	13	9
Il-Hamrun	12	9	8	8	9	11	5	10	10	4	10	8
L-Iklin	3	1	3	-	5	2	2	2	4	5	4	3
Il-Kalkara	1	-	-	2	2	1	2	4	3	4	3	2
Ta' Kerċem	1	1	7	3	7	1	4	1	3	6	1	3
Hal Kirkop	3	4	3	-	1	2	3	2	3	2	2	5
Hal Lija	3	3	3	5	2	6	3	4	6	4	3	6
Hal Luqa	2	8	3	5	4	8	5	4	4	6	11	5
Il-Marsa	4	7	4	1	2	7	3	7	5	4	5	7
Marsaskala	32	27	31	16	27	22	26	33	21	43	26	16
Marsaxlokk	3	4	4	8	6	5	8	2	5	7	14	8
Il-Mellieha	14	15	17	13	14	23	28	36	18	16	27	20
L-Imġarr	4	12	18	8	3	6	14	12	6	3	9	8
Il-Mosta	39	22	29	27	30	35	39	19	20	27	34	39
L-Imqabba	5	4	4	3	5	4	2	6	2	3	10	7
L-Imsida	22	20	22	10	16	18	14	21	13	13	14	12
Il-Munxar	6	4	4	3	4	3	3	2	4	5	4	5
In-Nadur	2	3	3	10	4	1	2	4	5	9	10	4
In-Naxxar	26	12	17	20	25	14	24	20	21	25	18	17
Raħal Ġdid	8	9	7	11	11	6	11	6	8	14	6	4
Pembroke	4	4	6	6	1	5	4	3	-	7	6	1
Tal-Pietà	5	2	6	6	6	2	6	7	2	9	9	10
Il-Qala	2	2	2	4	7	1	5	3	3	2	1	3
Il-Qrendi	1	1	6	1	3	2	3	3	5	4	3	6
Ir-Rabat	11	15	10	15	11	18	12	21	12	13	14	16
Hal Safi	1	1	2	-	-	-	2	1	1	6	3	-
San Ġiljan	21	22	27	17	27	19	23	24	24	29	25	42
San Ġwann	11	8	11	12	13	10	7	19	6	22	12	8
San Lawrenz	-	1	2	-	2	2	-	-	2	3	2	1
San Pawl Il-Baħar	44	50	45	55	48	46	50	47	44	60	70	52
Ta' Sannat	6	2	6	2	2	4	2	3	2	2	1	1
Santa Luċija	1	-	3	1	1	1	2	2	-	-	1	2
Santa Venera	5	14	14	11	9	12	9	14	7	10	6	12
Tas-Sliema	36	41	63	47	32	39	58	58	41	64	71	71
Is-Swieqi	20	16	14	16	22	15	31	13	23	19	17	20
Ta' Xbiex	-	-	2	1	8	5	2	5	4	3	4	3
Hal Tarxien	13	10	8	13	14	11	11	14	7	10	5	7
Ix-Xagħra	5	4	4	3	11	2	7	6	7	8	11	6
Ix-Xewkija	3	7	4	1	2	2	1	1	5	6	-	3
Ix-Xgħajra	1	2	4	1	7	3	2	-	-	2	3	1
Iż-Żebbuġ	9	11	6	5	6	12	11	9	2	9	12	5
Iż-Żurrieq	15	12	13	15	15	12	15	25	15	16	17	14
L-Imtarfa	1	2	5	3	3	1	-	1	-	1	-	-
Unclassified	-	-	-	-	-	-	-	-	-	-	-	-
Total	641	599	681	622	659	623	683	690	551	775	763	710

Table 7. Number of final c

Locality	2013											
	January	February	March	April	May	June	July	August	September	October	November	December
Valletta	3	11	3	14	7	4	8	5	7	8	11	10
L-Imdina	-	-	-	-	-	-	-	-	-	-	-	-
Il-Birgu	-	4	2	2	4	5	5	1	1	2	3	2
L-Isla	2	5	6	6	3	5	5	5	3	3	4	4
Bormla	3	6	1	11	8	6	19	7	7	12	2	3
Hal Qormi	12	12	11	19	15	14	23	12	14	21	16	8
Haż-Żebbuġ	11	17	6	16	24	17	17	12	14	13	8	12
Haż-Żabbar	17	16	17	21	13	20	13	22	10	26	22	23
Is-Siġġiewi	16	13	12	1	6	11	10	12	5	15	12	9
Iż-Żejtun	4	10	14	9	8	12	13	14	16	11	10	24
Ir-Rabat, Ghawdex	11	4	9	5	3	4	8	4	8	4	5	6
Attard	20	14	21	18	23	15	23	27	23	20	17	23
Hal Balzan	4	4	6	4	15	10	6	9	10	9	5	10
Birkirkara	36	20	18	39	41	39	49	32	31	34	39	40
Birżebbuġa	12	11	6	12	11	13	15	23	6	14	8	12
Had-Dingli	3	5	3	2	1	6	2	7	1	5	4	3
Il-Fgura	5	15	11	11	9	16	23	11	7	16	14	13
Il-Furjana	-	2	2	3	3	2	2	2	4	2	4	2
Il-Fontana	1	2	1	-	3	-	3	1	-	3	-	2
Il-Gudja	4	6	1	4	2	-	2	-	1	3	3	2
Il-Gżira	23	10	13	21	16	7	11	8	20	21	14	6
Għajnsielem and Comino	4	6	2	5	8	2	11	7	4	8	4	6
L-Għarb	2	-	9	7	2	2	4	1	2	7	2	3
Hal Għarghur	7	12	1	14	15	8	4	7	5	5	6	8
L-Għasri	1	1	-	1	-	1	4	3	3	1	2	2
Hal Għaxaq	4	3	2	6	10	7	6	9	10	11	3	11
Il-Hamrun	2	8	9	10	10	9	13	8	9	10	8	11
L-Iklin	5	2	3	4	-	3	2	2	5	2	3	7
Il-Kalkara	2	-	1	3	2	1	4	7	1	2	3	5
Ta' Kerċem	2	2	3	1	1	2	1	5	3	1	1	5
Hal Kirkop	-	-	1	2	3	2	6	5	-	3	1	4
Hal Lija	4	1	3	6	3	1	6	5	4	9	7	4
Hal Luqa	5	3	4	3	5	3	12	2	7	4	8	7
Il-Marsa	5	2	5	4	4	4	7	3	4	7	4	4
Marsaskala	19	31	28	33	30	31	42	34	20	40	31	31
Marsaxlokk	5	8	2	3	3	4	5	5	3	4	5	8
Il-Mellieha	24	11	18	21	17	15	25	14	18	21	23	25
L-Imġarr	5	13	3	10	6	11	7	9	3	3	13	8
Il-Mosta	45	26	17	21	25	26	25	37	28	31	30	35
L-Imqabba	1	4	5	-	3	2	3	5	4	5	6	3
L-Imsida	20	12	12	9	13	12	10	17	12	16	16	15
Il-Munxar	5	7	8	2	3	1	9	3	4	3	1	7
In-Nadur	9	3	4	5	6	8	5	5	4	14	6	6
In-Naxxar	21	23	24	16	24	19	25	30	22	30	27	25
Raħal Ġdid	4	10	7	8	7	5	17	7	7	13	12	10
Pembroke	4	5	4	1	1	4	2	4	3	2	3	-
Tal-Pietà	7	2	4	4	6	6	5	5	5	9	4	4
Il-Qala	2	1	5	4	6	2	4	17	4	4	3	5
Il-Qrendi	4	2	3	6	4	5	1	8	5	5	3	3
Ir-Rabat	10	8	10	12	15	14	23	13	10	16	19	13
Hal Safi	-	-	1	2	1	2	1	3	7	1	1	2
San Ġiljan	24	33	22	31	40	33	26	31	12	28	24	32
San Ġwann	6	15	15	9	13	16	16	10	9	14	11	9
San Lawrenz	4	-	-	1	1	-	1	2	-	2	3	1
San Pawl Il-Baħar	44	44	35	42	58	56	54	52	61	67	64	64
Ta' Sannat	4	2	4	2	3	2	3	2	2	2	2	4
Santa Luċija	1	2	-	-	1	4	1	3	2	3	1	-
Santa Venera	6	5	17	5	8	6	14	10	14	20	10	11
Tas-Sliema	50	39	47	48	52	33	62	48	36	41	46	50
Is-Swieqi	19	15	15	24	32	20	28	28	13	19	20	25
Ta' Xbiex	-	3	7	6	4	3	4	6	3	3	3	7
Hal Tarxien	6	9	3	5	16	6	11	8	8	21	8	9
Ix-Xagħra	6	8	10	3	15	6	6	3	6	21	16	10
Ix-Xewkija	1	-	4	4	2	8	4	3	5	2	5	4
Ix-Xgħajra	1	-	-	-	2	1	2	3	2	2	3	1
Iż-Żebbuġ	7	3	12	2	9	7	9	10	13	8	11	11
Iż-Żurrieq	14	20	14	20	19	13	7	16	15	14	13	11
L-Imtarfa	-	-	-	1	1	1	-	-	-	1	3	1
Unclassified	-	-	-	-	-	-	-	-	-	-	-	-
Total	608	591	566	644	724	633	794	729	605	797	699	741

Table 7. Number of final c

Locality	2014											
	January	February	March	April	May	June	July	August	September	October	November	December
Valletta	7	6	2	3	15	7	6	10	8	13	11	18
L-Imdina	-	-	-	-	-	-	-	-	-	1	-	-
Il-Birgu	2	2	3	5	2	2	3	5	6	1	5	7
L-Isla	1	2	5	6	5	3	-	1	6	2	4	7
Bormla	2	2	3	1	5	7	5	4	5	6	10	6
Hal Qormi	23	18	15	12	18	17	27	13	18	26	20	30
Haż-Żebbuġ	14	18	15	19	11	13	22	22	13	20	28	43
Haż-Żabbar	19	21	26	33	21	36	29	13	27	34	25	35
Is-Siġġiewi	8	7	9	10	8	14	12	13	18	12	19	29
Iż-Żejtun	9	6	18	23	16	23	25	25	17	18	13	18
Ir-Rabat, Ghawdex	9	7	4	13	9	6	3	3	6	10	8	8
Attard	9	16	18	24	25	20	16	18	11	20	22	32
Hal Balzan	5	9	5	19	8	7	17	7	15	13	12	22
Birkirkara	45	39	42	53	33	45	49	40	33	58	49	60
Birzebbuga	16	9	15	10	8	14	10	8	5	13	12	13
Had-Dingli	7	5	7	2	5	5	6	3	7	5	7	6
Il-Fgura	15	14	15	8	10	20	20	17	7	17	16	31
Il-Furjana	2	1	1	1	4	6	2	2	1	4	7	4
Il-Fontana	-	1	2	1	2	-	3	3	1	-	3	3
Il-Gudja	3	7	5	2	3	1	1	4	3	3	6	7
Il-Gżira	10	16	12	22	23	15	21	19	28	15	27	29
Għajnsielem and Comino	3	8	4	8	5	6	9	5	9	4	6	12
L-Għarb	1	1	6	2	2	5	3	7	4	6	5	3
Hal Gharghur	10	11	6	11	3	9	5	12	2	16	7	20
L-Għasri	2	-	3	2	3	5	3	2	2	6	1	3
Hal Ghaxaq	10	6	5	10	9	11	11	16	9	9	7	7
Il-Hamrun	15	10	8	15	11	6	12	11	8	12	13	16
L-Iklin	2	2	3	2	1	2	2	2	2	7	7	7
Il-Kalkara	3	2	4	1	4	4	4	2	3	1	5	9
Ta' Kerċem	-	6	1	5	2	4	2	4	1	2	3	8
Hal Kirkop	1	1	2	5	-	2	6	9	2	4	5	3
Hal Lija	6	8	7	4	3	3	3	6	2	7	10	4
Hal Luqa	4	9	10	6	6	6	6	5	5	8	14	23
Il-Marsa	2	5	3	5	2	5	2	3	8	5	4	3
Marsaskala	33	26	45	36	28	37	40	41	42	53	42	56
Marsaxlokk	6	8	4	10	6	8	6	7	3	6	8	21
Il-Mellieha	15	25	15	32	19	22	26	26	16	28	26	39
L-Imġarr	16	10	5	6	8	7	9	20	18	9	7	19
Il-Mosta	34	39	36	41	32	42	42	37	44	31	35	54
L-Imqabba	3	5	7	4	4	4	2	1	4	7	3	6
L-Imsida	25	15	22	22	17	18	15	21	14	20	20	43
Il-Munxar	4	1	1	1	-	5	4	-	1	6	1	8
In-Nadur	5	6	3	2	2	8	9	3	10	6	3	11
In-Naxxar	21	20	31	46	37	30	25	28	19	33	21	52
Rahal Ġdid	12	7	9	9	10	5	13	3	5	14	8	21
Pembroke	2	-	-	2	1	2	5	2	4	2	3	2
Tal-Pietà	3	5	3	9	3	6	9	6	3	1	6	12
Il-Qala	1	10	1	4	9	2	5	7	4	9	5	4
Il-Qrendi	5	5	2	3	5	5	5	6	5	6	9	7
Ir-Rabat	20	22	18	21	12	20	21	12	16	25	21	26
Hal Safi	1	4	-	4	1	4	2	1	4	5	4	8
San Ġiljan	29	28	40	36	26	34	27	24	36	25	35	37
San Ġwann	7	6	14	13	10	16	11	25	25	32	19	30
San Lawrenz	4	-	1	2	4	3	1	3	1	6	-	3
San Pawl Il-Baħar	54	76	52	59	48	69	82	58	70	83	68	100
Ta' Sannat	2	2	6	1	3	3	4	6	4	5	1	7
Santa Luċija	2	3	1	-	1	2	1	1	1	3	7	3
Santa Venera	15	11	19	25	31	36	18	19	7	9	18	14
Tas-Sliema	52	47	50	51	59	61	47	51	55	64	59	51
Is-Swieqi	21	25	24	20	33	32	27	28	19	30	33	27
Ta' Xbiex	2	4	6	5	-	14	4	6	2	5	5	4
Hal Tarxien	11	7	7	16	8	9	12	9	10	9	11	19
Ix-Xagħra	9	13	12	10	9	5	12	9	9	14	4	18
Ix-Xewkija	4	1	4	5	4	5	4	2	1	4	3	6
Ix-Xgħajra	-	6	-	4	1	-	3	3	2	1	3	6
Iż-Żebbuġ	3	9	7	7	14	10	12	10	13	10	15	16
Iż-Żurrieq	10	11	13	8	21	23	25	9	20	25	18	31
L-Imtarfa	1	1	1	2	3	1	2	2	-	2	1	7
Unclassified	-	-	-	-	-	-	-	-	-	-	-	-
Total	697	733	743	859	751	877	875	800	779	966	913	1,294

Table 7. Number of final c

Locality	2015											
	January	February	March	April	May	June	July	August	September	October	November	December
Valletta	12	11	16	12	7	10	8	18	15	10	14	9
L-Imdina	-	-	2	-	-	-	-	-	-	-	-	2
Il-Birgu	4	3	3	2	5	6	2	7	4	11	4	1
L-Isla	3	1	3	6	9	3	7	2	12	3	7	3
Bormla	8	8	6	2	4	7	9	12	8	8	5	7
Hal Qormi	27	24	19	20	18	30	25	21	30	25	18	23
Faż-Żebbuġ	18	19	26	29	31	37	40	17	35	31	11	18
Faż-Żabbar	27	24	21	22	25	38	26	28	31	14	22	19
Is-Siġġiewi	29	17	22	18	18	32	18	15	15	15	23	24
Iż-Żejtun	8	20	12	9	20	24	18	15	23	10	17	12
Ir-Rabat, Ghawdex	2	8	4	3	8	10	14	10	9	11	3	24
Attard	20	17	30	20	27	30	22	25	32	26	22	15
Hal Balzan	16	10	16	14	8	7	12	9	16	14	13	12
Birkirkara	55	46	49	31	50	63	52	49	44	50	33	27
Birżebbuġa	6	13	21	7	14	17	10	8	17	17	17	15
Had-Dingli	7	10	4	4	10	2	5	1	8	9	11	8
Il-Fgura	12	9	14	18	24	25	31	10	20	14	15	14
Il-Furjana	3	2	-	3	-	8	4	4	2	8	2	7
Il-Fontana	1	2	1	-	2	3	1	3	1	4	2	1
Il-Gudja	2	6	2	5	6	4	1	1	4	4	1	5
Il-Gżira	21	16	24	16	17	28	29	25	20	34	21	25
Għajnsielem and Comino	5	3	5	13	9	9	5	6	4	13	5	8
L-Għarb	2	2	9	4	4	9	2	6	4	6	7	6
Hal Għarghur	8	8	8	6	11	8	11	9	6	9	10	5
L-Għasri	3	3	2	5	2	8	2	10	4	1	7	2
Hal Għaxaq	7	5	5	6	9	15	14	11	14	15	8	5
Il-Hamrun	7	9	6	11	14	27	23	18	17	20	17	16
L-Iklin	2	7	4	2	4	3	4	1	5	4	3	-
Il-Kalkara	7	5	6	6	6	3	15	5	7	4	1	5
Ta' Kerċem	3	9	3	2	2	5	4	5	5	1	-	6
Hal Kirkop	1	5	6	4	2	8	4	2	3	4	2	3
Hal Lija	1	3	4	2	3	4	4	7	9	3	9	4
Hal Luqa	7	9	15	5	2	9	8	7	7	12	4	7
Il-Marsa	3	6	2	5	6	8	6	4	5	8	7	7
Marsaskala	50	35	31	36	39	42	53	35	37	68	38	29
Marsaxlokk	3	12	8	6	8	10	18	2	14	9	10	10
Il-Mellieha	16	34	30	24	29	48	29	28	32	40	23	35
L-Imġarr	11	12	10	7	10	17	13	16	23	16	11	12
Il-Mosta	38	32	36	37	42	42	52	36	57	51	32	43
L-Imqabba	5	6	2	3	7	10	8	6	5	4	1	7
L-Imsida	25	21	32	30	29	38	48	30	31	27	27	44
Il-Munxar	4	2	3	-	5	7	5	3	7	2	3	4
In-Nadur	8	2	4	3	5	10	8	9	9	6	7	6
In-Naxxar	21	22	35	25	28	45	41	20	31	37	29	33
Raħal Ġdid	12	8	10	13	11	14	10	6	17	22	11	22
Pembroke	1	1	1	4	1	3	2	2	5	5	4	3
Tal-Pietà	3	1	10	9	3	11	8	4	10	3	11	9
Il-Qala	2	5	6	2	6	11	6	9	11	7	10	9
Il-Qrendi	1	12	3	5	3	10	12	3	3	2	-	3
Ir-Rabat	20	9	18	19	17	22	21	27	21	25	19	27
Hal Safi	2	5	2	4	2	5	1	2	3	5	6	1
San Ġiljan	28	33	39	39	32	41	44	36	44	65	41	37
San Ġwann	19	19	24	23	15	32	18	18	22	23	14	21
San Lawrenz	1	1	2	1	1	5	2	1	2	3	1	3
San Pawl Il-Baħar	52	81	59	68	74	94	86	72	64	100	50	75
Ta' Sannat	3	2	1	6	5	5	4	7	4	1	6	11
Santa Luċija	1	2	3	2	-	2	-	3	1	3	1	3
Santa Venera	20	20	13	16	30	41	29	14	18	25	17	9
Tas-Sliema	51	41	58	71	60	62	44	53	65	82	56	55
Is-Swieqi	24	30	30	28	27	29	40	23	27	28	28	25
Ta' Xbiex	5	3	2	2	3	3	3	4	2	2	5	5
Hal Tarxien	12	10	12	9	17	25	14	11	12	12	7	12
Ix-Xagħra	11	9	7	7	13	11	11	9	12	9	11	11
Ix-Xewkija	1	3	6	2	4	2	5	4	5	5	-	4
Ix-Xgħajra	3	5	2	2	1	2	4	4	3	4	4	6
Iż-Żebbuġ	10	16	10	14	18	17	9	11	7	17	7	21
Iż-Żurrieq	13	23	14	18	18	33	26	17	17	18	6	14
L-Imtarfa	4	4	-	1	1	3	1	3	3	3	-	4
Unclassified	-	-	-	-	-	-	-	-	-	-	-	-
Total	817	861	893	848	941	1,252	1,111	899	1,060	1,147	837	958

Table 7. Number of final c

Locality	2016											
	January	February	March	April	May	June	July	August	September	October	November	December
Valletta	6	10	15	16	18	19	11	14	8	11	14	10
L-Imdina	-	-	1	-	1	-	-	-	1	-	2	-
Il-Birgu	4	5	11	4	5	5	4	3	4	7	6	5
L-Isla	1	7	10	3	11	15	9	5	4	9	12	7
Bormla	6	11	7	8	7	9	8	8	13	10	9	12
Hal Qormi	15	24	20	23	26	29	31	24	20	37	36	33
Faż-Żebbuġ	13	29	32	27	37	25	35	32	28	34	55	43
Faż-Żabbar	25	17	29	19	27	28	27	36	31	35	30	34
Is-Siġġiewi	4	13	18	8	20	12	15	15	9	13	22	20
Iż-Żejtun	16	13	18	19	15	12	25	22	18	22	28	16
Ir-Rabat, Ghawdex	4	11	6	8	6	4	5	8	16	20	4	10
Attard	19	27	24	23	21	24	32	27	30	30	26	26
Hal Balzan	14	9	13	7	17	14	9	16	15	14	13	11
Birkirkara	28	40	44	47	55	67	60	55	40	46	44	42
Birzebbuga	12	6	18	12	24	13	17	17	9	12	14	17
Had-Dingli	8	4	7	6	8	9	8	8	4	11	8	8
Il-Fgura	16	16	17	15	13	14	27	14	24	22	17	19
Il-Furjana	2	3	4	6	12	5	2	2	2	6	5	7
Il-Fontana	1	2	2	-	1	3	1	1	-	1	6	1
Il-Gudja	3	8	8	3	6	5	4	9	11	6	7	8
Il-Gżira	22	13	17	24	32	24	35	14	11	23	25	22
Għajnsielem and Comino	4	9	8	9	10	16	4	11	16	11	8	4
L-Għarb	1	2	4	4	3	6	1	5	6	9	4	8
Hal Gharghur	5	8	4	7	13	4	6	11	16	16	11	15
L-Għasri	1	3	3	2	4	3	3	5	4	4	4	5
Hal Ghaxaq	10	6	3	16	10	5	11	17	9	13	9	12
Il-Hamrun	11	17	12	19	18	22	20	20	20	22	18	34
L-Iklin	5	3	10	2	4	4	8	1	5	2	3	3
Il-Kalkara	4	4	7	5	12	3	11	9	5	3	8	6
Ta' Kerċem	1	-	4	3	3	5	5	4	3	4	1	4
Hal Kirkop	3	2	2	4	2	4	1	4	-	-	3	4
Hal Lija	4	5	6	4	5	5	6	5	6	7	6	13
Hal Luqa	5	5	3	4	8	11	2	7	7	9	10	17
Il-Marsa	3	3	4	4	5	3	11	8	8	8	15	9
Marsaskala	58	45	40	46	57	40	41	65	51	53	55	56
Marsaxlokk	2	10	4	3	12	3	12	10	9	8	10	11
Il-Mellieha	19	25	32	30	26	24	26	32	20	26	38	38
L-Imġarr	11	7	8	3	16	8	10	14	13	13	9	11
Il-Mosta	41	36	39	31	44	44	41	40	43	36	44	64
L-Imqabba	1	7	10	4	4	4	5	5	3	7	3	7
L-Imsida	11	35	30	22	41	26	36	40	40	40	27	53
Il-Munxar	4	2	7	5	7	5	3	3	6	4	4	2
In-Nadur	5	6	11	9	6	8	7	6	6	15	11	5
In-Naxxar	27	39	29	36	34	39	47	51	28	40	37	35
Rahal Gdid	5	9	10	13	15	12	21	16	13	11	17	17
Pembroke	2	4	4	4	6	5	1	3	4	2	4	1
Tal-Pietà	10	8	11	4	15	11	10	10	9	10	19	9
Il-Qala	6	5	7	6	8	2	5	8	3	6	7	6
Il-Qrendi	4	2	6	4	4	4	4	4	4	8	4	7
Ir-Rabat	16	16	22	19	22	19	22	21	12	17	24	24
Hal Safi	2	4	3	1	2	-	4	3	2	3	2	7
San Ġiljan	32	30	28	25	43	21	32	40	28	47	30	37
San Ġwann	8	12	14	11	19	17	32	18	24	22	21	21
San Lawrenz	3	3	3	3	1	6	2	4	3	2	5	4
San Pawl Il-Baħar	46	58	68	65	95	111	88	114	73	79	83	95
Ta' Sannat	3	2	3	5	7	9	5	1	4	7	4	4
Santa Luċija	2	4	4	-	1	6	4	3	4	4	5	4
Santa Venera	21	13	15	22	18	26	19	36	16	24	26	23
Tas-Sliema	37	47	40	63	70	50	51	62	53	58	36	46
Is-Swieqi	13	25	40	24	25	41	16	29	34	32	24	27
Ta' Xbiex	3	5	1	1	4	5	4	3	1	2	4	3
Hal Tarxien	4	10	12	10	12	16	12	15	15	13	5	14
Ix-Xagħra	8	11	8	8	18	17	10	10	13	11	4	10
Ix-Xewkija	3	3	2	7	2	6	5	2	5	5	7	7
Ix-Xgħajra	1	3	6	3	10	4	3	8	5	4	8	8
Iż-Żebbuġ	9	14	11	10	14	22	17	20	11	14	13	13
Iż-Żurrieq	13	23	11	17	19	13	17	24	20	26	19	17
L-Imtarfa	1	-	2	1	3	-	1	-	4	4	3	5
Unclassified	-	-	-	2	-	-	-	-	-	1	-	-
Total	707	858	932	878	1,139	1,051	1,067	1,157	982	1,131	1,095	1,176

Table 7. Number of final c

Locality	2017											
	January	February	March	April	May	June	July	August	September	October	November	December
Valletta	18	9	7	4	8	8	5	7	7	9	9	9
L-Imdina	-	-	-	-	-	1	-	-	-	-	1	-
Il-Birgu	1	3	6	9	3	3	2	-	2	5	4	6
L-Isla	7	5	11	8	11	7	6	6	3	6	5	5
Bormla	6	11	8	10	12	5	7	7	9	7	7	4
Hal Qormi	24	41	49	20	32	31	27	40	19	31	35	32
Faż-Żebbuġ	33	23	29	29	30	35	17	24	25	25	32	20
Faż-Żabbar	27	26	37	28	34	29	46	27	25	40	22	32
Is-Siġġiewi	28	16	10	21	12	9	13	7	11	18	17	13
Iż-Żejtun	29	18	30	21	34	28	28	35	24	32	20	32
Ir-Rabat, Ghawdex	11	14	9	13	9	13	4	18	14	10	14	16
Attard	21	27	20	22	16	14	17	25	27	22	24	22
Hal Balzan	6	12	15	4	6	7	15	13	4	16	16	10
Birkirkara	42	42	61	48	50	40	53	66	41	38	50	40
Birżebbuġa	20	21	21	12	14	16	16	19	14	16	10	12
Had-Dingli	9	9	7	8	4	3	5	8	10	11	6	5
Il-Fgura	17	18	24	16	26	24	27	27	19	28	29	25
Il-Furjana	5	8	4	3	1	3	5	5	4	4	2	5
Il-Fontana	-	3	3	1	-	1	-	2	1	1	2	3
Il-Gudja	5	4	6	4	5	5	5	2	2	5	6	5
Il-Gżira	32	40	27	12	13	50	27	25	29	17	23	17
Għajnsielem and Comino	4	5	22	5	7	10	11	8	12	7	15	16
L-Għarb	3	7	2	2	3	12	5	7	-	4	1	7
Hal Għargħur	18	13	9	4	9	6	8	15	4	6	9	7
L-Għasri	4	1	4	1	5	3	2	1	2	4	3	5
Hal Għaxaq	5	11	9	2	10	9	10	14	9	10	11	12
Il-Hamrun	17	20	21	11	27	19	17	25	19	16	9	23
L-Iklin	3	4	5	3	2	5	3	3	3	5	3	4
Il-Kalkara	4	5	8	9	5	5	8	5	1	7	6	6
Ta' Kerċem	1	8	3	2	3	4	4	6	3	2	1	6
Hal Kirkop	8	7	5	5	6	5	2	7	3	2	1	3
Hal Lija	3	3	4	5	12	2	4	13	8	8	8	5
Hal Luqa	8	12	10	4	12	7	11	5	19	13	11	17
Il-Marsa	4	7	10	6	5	3	12	10	7	14	5	7
Marsaskala	41	32	63	45	50	39	42	65	36	47	48	51
Marsaxlokk	8	12	9	5	10	4	9	6	7	10	10	7
Il-Mellieha	34	48	33	29	27	34	26	21	27	30	46	32
L-Imġarr	8	10	19	8	9	10	7	12	10	8	23	8
Il-Mosta	52	65	52	49	49	36	49	50	50	47	43	26
L-Imqabba	8	5	11	6	4	3	3	6	6	9	3	3
L-Imsida	37	58	66	33	51	27	30	44	32	92	55	33
Il-Munxar	6	5	8	9	9	7	13	10	12	4	10	6
In-Nadur	4	7	14	9	7	10	6	11	9	6	16	6
In-Naxxar	34	19	33	35	33	21	26	31	29	26	26	23
Rahal Ġdid	23	17	10	10	22	16	20	28	9	24	24	19
Pembroke	2	7	4	4	2	-	1	4	5	6	2	-
Tal-Pietà	15	9	20	9	7	18	14	13	11	10	15	18
Il-Qala	5	10	13	3	8	11	4	7	10	5	6	7
Il-Qrendi	10	6	11	4	5	5	7	1	1	3	5	2
Ir-Rabat	23	23	17	10	13	12	19	23	14	18	28	22
Hal Safi	3	1	1	1	4	4	3	5	2	6	5	6
San Ġiljan	31	32	32	17	32	35	36	23	23	31	43	35
San Ġwann	20	17	20	16	13	17	33	16	18	17	19	18
San Lawrenz	3	2	1	-	2	2	3	5	2	1	2	2
San Pawl Il-Baħar	65	75	75	50	89	89	90	101	94	100	119	128
Ta' Sannat	5	6	14	2	11	4	6	11	6	5	12	9
Santa Luċija	1	2	6	9	1	-	3	1	1	3	1	3
Santa Venera	24	21	25	13	25	17	23	25	17	23	38	32
Tas-Sliema	56	53	34	34	43	38	34	41	47	39	38	49
Is-Swieqi	32	27	32	20	18	20	19	24	22	36	22	19
Ta' Xbiex	1	2	1	2	1	4	4	4	2	1	2	4
Hal Tarxien	14	19	15	18	17	14	34	31	25	23	15	19
Ix-Xagħra	13	18	24	11	20	14	18	14	17	12	11	13
Ix-Xewkija	4	4	5	5	5	5	6	1	9	8	6	7
Ix-Xgħajra	6	10	6	3	5	7	11	3	5	4	2	6
Iż-Żebbuġ	14	20	25	11	11	14	19	25	20	21	24	28
Iż-Żurrieq	22	20	16	12	12	19	22	20	20	28	24	20
L-Imtarfa	1	4	-	1	-	2	4	4	1	-	6	2
Unclassified	-	-	-	1	1	1	-	-	-	-	-	-
Total	1,048	1,119	1,211	846	1,042	981	1,066	1,168	979	1,142	1,166	1,094

Table 7. Number of final c

Locality	2018											
	January	February	March	April	May	June	July	August	September	October	November	December
Valletta	9	5	7	6	4	6	5	9	7	7	4	9
L-Imdina	-	-	1	-	-	-	1	-	-	3	1	-
Il-Birgu	4	-	6	1	3	2	1	8	1	3	5	6
L-Isla	7	5	4	2	6	2	3	5	-	6	5	8
Bormla	11	8	6	6	10	18	4	6	4	9	8	8
Hal Qormi	25	35	35	33	42	36	33	34	26	38	37	46
Faż-Żebbuġ	28	27	31	37	20	30	40	26	29	29	43	28
Faż-Żabbar	35	22	38	27	31	38	35	35	37	32	39	43
Is-Siġġiewi	7	11	7	9	14	16	14	23	23	25	19	18
Iż-Żejtun	35	18	23	28	19	27	19	30	15	44	20	21
Ir-Rabat, Ghawdex	11	8	13	6	11	10	16	14	12	13	19	26
Attard	18	21	21	20	33	12	17	23	15	34	19	13
Hal Balzan	8	10	10	10	12	9	10	9	4	5	10	10
Birkirkara	35	53	41	46	52	45	54	43	40	66	60	45
Birżebbuġa	11	18	17	16	15	22	20	15	18	18	23	20
Had-Dingli	9	9	2	7	7	9	4	6	8	5	1	7
Il-Fgura	23	26	17	18	18	37	27	28	19	30	35	22
Il-Furjana	3	-	2	2	2	2	3	2	1	7	3	6
Il-Fontana	4	-	1	1	3	4	1	4	1	3	2	1
Il-Gudja	5	2	3	9	3	7	3	4	2	1	6	6
Il-Gżira	19	32	19	28	41	36	25	19	20	30	39	21
Għajnsielem and Comino	11	21	13	10	11	13	16	10	12	18	15	16
L-Għarb	4	7	3	4	3	4	6	2	6	7	9	11
Hal Għarghur	7	12	18	3	9	11	15	26	13	14	19	14
L-Għasri	3	4	2	1	1	2	2	3	-	5	4	5
Hal Għaxaq	16	14	13	10	9	13	13	7	5	12	16	7
Il-Hamrun	17	17	15	24	25	23	27	23	19	29	19	26
L-Iklin	2	4	7	3	4	5	4	4	5	5	2	16
Il-Kalkara	6	4	2	1	9	5	6	10	3	7	3	6
Ta' Kerċem	1	4	3	3	6	7	5	3	2	3	2	7
Hal Kirkop	10	3	-	2	3	3	4	2	-	2	7	4
Hal Lija	6	10	2	5	4	7	8	1	4	5	3	3
Hal Luqa	13	5	14	11	8	8	11	8	8	13	16	16
Il-Marsa	9	10	8	11	11	8	3	11	9	12	10	3
Marsaskala	33	37	56	49	42	50	49	62	41	55	35	39
Marsaxlokk	5	9	5	3	3	3	5	8	10	9	7	8
Il-Mellieha	24	28	42	27	57	46	49	36	36	41	30	58
L-Imġarr	14	9	13	13	18	9	8	5	16	19	9	11
Il-Mosta	33	44	45	43	34	44	37	52	43	58	71	54
L-Imqabba	4	4	4	3	2	1	2	6	3	2	1	6
L-Imsida	40	35	26	22	45	48	37	45	18	35	37	27
Il-Munxar	4	5	7	7	7	12	16	19	15	16	16	9
In-Nadur	10	13	11	8	7	6	12	12	8	22	16	13
In-Naxxar	25	29	41	38	28	30	20	35	38	38	46	42
Raħal Ġdid	23	19	12	15	23	14	14	18	13	19	23	19
Pembroke	2	4	6	1	1	7	2	4	3	3	3	4
Tal-Pietà	7	7	3	11	10	4	17	23	19	36	35	31
Il-Qala	11	7	6	9	8	9	11	11	7	7	6	17
Il-Qrendi	3	5	3	2	4	6	5	4	3	7	4	6
Ir-Rabat	16	13	17	22	9	24	25	26	22	44	30	29
Hal Safi	3	2	4	2	5	1	-	3	4	3	3	6
San Ġiljan	29	27	24	22	22	36	27	34	33	49	60	54
San Ġwann	15	16	12	17	22	16	27	22	19	22	30	19
San Lawrenz	1	-	3	4	1	3	5	2	4	1	2	11
San Pawl Il-Baħar	79	77	102	77	109	92	89	68	69	98	63	76
Ta' Sannat	7	8	7	7	9	11	4	9	7	13	13	13
Santa Luċija	4	3	-	1	5	2	3	2	2	2	3	6
Santa Venera	18	14	10	26	16	21	15	18	17	31	15	30
Tas-Sliema	55	38	47	41	53	42	39	41	27	58	38	38
Is-Swieqi	19	24	26	33	26	30	31	26	12	30	34	24
Ta' Xbiex	1	6	12	13	3	5	3	3	2	5	4	7
Hal Tarxien	9	16	19	16	18	23	19	13	8	17	12	14
Ix-Xagħra	12	16	17	18	14	23	16	17	17	23	22	34
Ix-Xewkija	6	6	5	7	7	4	9	6	3	11	13	10
Ix-Xgħajra	-	3	1	4	2	1	1	2	2	2	3	1
Iż-Żebbuġ	15	20	19	14	21	19	32	26	19	32	29	34
Iż-Żurrieq	22	28	31	20	21	14	18	18	16	36	23	17
L-Imtarfa	1	3	2	5	-	2	4	1	-	1	1	2
Unclassified	-	-	-	-	-	-	-	-	-	-	-	-
Total	962	1,000	1,042	1,000	1,101	1,135	1,106	1,130	924	1,385	1,260	1,267

Table 7. Number of final c

Locality	2019											
	January	February	March	April	May	June	July	August	September	October	November	December
Valletta	10	8	12	10	1	4	1	10	2	12	7	6
L-Imdina	-	-	-	-	-	-	-	-	-	-	1	-
Il-Birgu	3	2	4	2	1	3	3	2	5	1	1	7
L-Isla	3	1	4	3	7	2	3	3	5	4	4	5
Bormla	4	5	3	6	7	8	11	3	8	3	11	7
Hal Qormi	33	44	28	28	35	27	43	36	27	43	29	43
Faż-Żebbuġ	34	43	27	33	35	35	38	37	21	27	23	22
Faż-Żabbar	37	34	33	31	35	28	33	37	20	34	42	38
Is-Siġġiewi	14	16	20	14	21	8	14	11	11	19	8	14
Iż-Żejtun	30	42	34	24	33	19	28	33	30	28	29	34
Ir-Rabat, Ghawdex	11	39	15	19	25	20	22	17	28	26	37	18
Attard	15	13	21	21	19	14	14	17	13	26	18	20
Hal Balzan	10	10	12	11	8	8	11	13	14	13	11	6
Birkirkara	37	60	52	49	43	43	58	46	48	51	47	34
Birżebbuġa	13	21	18	17	24	23	27	30	19	21	15	19
Had-Dingli	7	10	9	4	9	15	11	9	2	6	2	1
Il-Fgura	13	32	29	30	36	22	28	25	26	28	23	21
Il-Furjana	2	1	6	1	2	3	6	3	2	4	4	5
Il-Fontana	2	4	2	1	1	3	4	2	4	5	-	3
Il-Gudja	6	2	8	5	6	4	9	4	8	12	7	1
Il-Gżira	32	35	31	25	31	17	25	27	23	15	17	26
Għajnsielem and Comino	13	13	14	9	19	16	24	10	18	37	23	30
L-Għarb	7	12	14	8	9	6	12	9	17	16	15	3
Hal Gharghur	7	7	12	13	10	7	11	6	3	6	6	9
L-Għasri	11	4	9	4	4	4	4	2	7	1	4	2
Hal Ghaxaq	8	12	11	11	13	11	12	7	11	12	7	13
Il-Hamrun	16	22	30	19	35	24	24	17	25	28	20	17
L-Iklin	1	8	14	12	6	11	5	6	4	6	3	7
Il-Kalkara	8	2	7	9	4	5	2	4	1	1	2	4
Ta' Kerċem	1	6	5	7	8	7	7	4	4	5	4	7
Hal Kirkop	1	1	2	3	4	5	4	5	2	3	2	1
Hal Lija	6	12	10	2	4	6	5	3	4	13	6	6
Hal Luqa	6	22	15	7	13	17	18	30	17	20	22	16
Il-Marsa	6	7	5	15	4	6	10	12	8	11	3	6
Marsaskala	38	45	47	58	45	42	55	44	37	45	52	38
Marsaxlokk	3	4	16	17	10	5	16	6	3	5	3	8
Il-Mellieha	44	39	42	50	55	24	39	29	38	36	36	40
L-Imġarr	11	7	12	6	7	6	17	6	8	8	7	4
Il-Mosta	36	51	57	37	34	49	51	35	35	45	52	46
L-Imqabba	4	5	4	4	7	4	3	3	1	4	8	8
L-Imsida	26	38	18	31	29	41	18	27	23	43	20	44
Il-Munxar	10	6	8	17	5	6	12	8	18	16	4	14
In-Nadur	13	10	12	14	7	11	9	9	13	16	14	14
In-Naxxar	39	24	52	32	51	32	52	30	25	28	22	33
Rahal Ġdid	19	11	14	13	8	14	16	9	15	18	21	20
Pembroke	2	5	5	1	6	2	5	6	4	3	3	-
Tal-Pietà	22	17	16	21	14	9	16	9	18	16	12	21
Il-Qala	8	8	18	5	11	9	16	9	21	11	22	16
Il-Qrendi	3	8	4	6	4	3	6	8	1	6	3	3
Ir-Rabat	12	17	18	16	17	7	18	13	17	13	18	17
Hal Safi	4	3	9	7	4	7	8	7	1	10	8	6
San Ġiljan	38	41	36	44	36	42	32	59	35	57	42	31
San Ġwann	25	18	26	24	27	21	20	17	12	32	36	28
San Lawrenz	3	8	2	3	3	2	5	3	1	3	8	2
San Pawl Il-Baħar	79	96	86	72	104	68	115	77	80	102	61	102
Ta' Sannat	7	15	11	18	5	14	9	10	6	16	13	11
Santa Luċija	-	5	-	5	3	4	4	2	4	2	2	6
Santa Venera	34	20	22	27	26	19	18	13	13	23	14	25
Tas-Sliema	32	28	37	28	25	31	37	40	35	40	36	37
Is-Swieqi	22	30	18	23	27	21	28	31	23	23	29	18
Ta' Xbiex	11	4	1	7	5	5	3	5	4	7	11	5
Hal Tarxien	19	16	16	12	14	11	15	17	7	16	17	13
Ix-Xagħra	32	31	31	33	25	27	30	28	35	35	45	31
Ix-Xewkija	12	9	11	7	14	12	9	19	18	14	11	22
Ix-Xgħajra	3	1	-	6	2	2	3	6	3	3	4	9
Iż-Żebbuġ	30	25	38	27	30	26	31	34	30	32	35	38
Iż-Żurrieq	17	25	28	30	20	21	26	38	22	32	38	38
L-Imtarfa	2	2	1	1	4	4	3	1	2	-	1	3
Unclassified	-	-	-	-	-	-	-	-	-	-	-	-
Total	1,067	1,222	1,232	1,155	1,196	1,032	1,272	1,138	1,045	1,297	1,161	1,202

Table 7. Number of final c

Locality	2020											
	January	February	March	April	May	June	July	August	September	October	November	December
Valletta	3	6	4	1	1	4	3	1	4	5	3	7
L-Imdina	-	3	-	-	-	1	-	-	-	-	-	1
Il-Birgu	5	-	2	3	1	-	-	1	9	4	4	4
L-Isla	5	3	-	3	1	2	9	2	7	8	3	5
Bormla	3	2	3	2	3	3	7	5	6	7	4	5
Hal Qormi	21	24	33	14	15	23	27	37	26	26	29	34
Faż-Żebbuġ	33	20	19	14	9	18	30	18	25	25	36	35
Faż-Żabbar	44	35	53	22	25	29	40	32	25	39	30	27
Is-Siġġiewi	12	9	22	5	14	7	16	16	11	18	9	26
Iż-Żejtun	22	22	29	13	11	15	33	26	21	30	27	27
Ir-Rabat, Ghawdex	11	10	22	14	6	12	20	17	11	23	14	25
Attard	22	16	9	8	8	6	9	18	10	4	12	12
Hal Balzan	5	9	6	9	3	3	11	9	4	9	10	13
Birkirkara	41	44	40	27	23	25	53	49	40	55	54	44
Birżebbuġa	12	13	13	16	6	11	15	11	16	18	10	16
Had-Dingli	7	2	5	3	10	2	3	3	4	5	3	7
Il-Fgura	24	20	17	12	12	16	32	19	23	31	20	21
Il-Furjana	6	2	3	1	1	1	1	4	2	-	-	1
Il-Fontana	2	3	2	1	-	-	6	1	2	1	3	2
Il-Gudja	2	2	2	2	1	1	4	5	3	2	3	8
Il-Gżira	25	31	33	8	7	16	28	22	22	35	26	25
Għajnsielem and Comino	17	30	22	13	5	13	16	14	12	9	13	19
L-Għarb	3	6	8	1	1	2	13	13	14	13	18	18
Hal Għarghur	10	9	12	4	4	9	8	10	12	7	13	16
L-Għasri	5	3	4	-	4	5	3	6	-	3	1	4
Hal Għaxaq	5	5	11	1	3	6	14	2	6	10	13	13
Il-Hamrun	15	23	15	8	8	18	12	18	21	20	16	21
L-Iklin	3	2	2	1	3	2	4	5	6	5	2	5
Il-Kalkara	3	5	6	3	1	-	3	3	1	15	5	8
Ta' Kerċem	5	9	5	1	6	10	7	5	4	8	7	11
Hal Kirkop	1	2	4	-	1	1	3	3	-	1	3	4
Hal Lija	13	8	4	3	4	4	9	3	2	5	2	-
Hal Luqa	15	10	16	19	16	20	24	10	11	14	13	10
Il-Marsa	5	6	5	4	4	8	14	3	11	8	5	8
Marsaskala	31	42	27	23	20	29	41	30	46	45	49	54
Marsaxlokk	7	6	3	4	-	2	7	8	5	10	9	8
Il-Mellieha	26	30	27	14	17	17	32	24	35	26	20	30
L-Imġarr	4	4	6	2	3	13	18	12	18	9	14	20
Il-Mosta	48	46	32	33	16	33	17	34	32	38	41	35
L-Imqabba	1	6	2	2	1	1	4	1	1	3	8	6
L-Imsida	40	10	24	18	13	17	28	25	23	24	26	17
Il-Munxar	17	6	5	2	3	7	5	7	9	5	9	9
Il-Nadur	18	15	13	2	4	6	13	13	16	13	6	11
Il-Naxxar	23	22	22	17	7	14	24	24	23	23	14	19
Raħal Ġdid	10	7	13	14	10	10	13	9	11	18	16	12
Pembroke	2	1	3	3	-	2	2	1	1	-	1	2
Tal-Pietà	15	21	15	12	7	19	14	11	12	13	10	17
Il-Qala	12	16	8	6	11	14	8	11	15	15	13	25
Il-Qrendi	3	5	6	1	7	7	15	7	2	4	1	7
Ir-Rabat	13	12	20	11	10	8	19	15	14	10	9	18
Hal Safi	2	3	2	3	1	4	11	1	2	2	5	3
San Ġiljan	58	47	37	33	30	18	28	16	26	22	20	30
San Ġwann	17	19	24	8	6	18	41	28	22	22	15	28
San Lawrenz	3	5	2	-	2	1	10	7	8	4	2	3
San Pawl Il-Baħar	76	86	55	49	40	43	102	74	78	61	73	90
Ta' Sannat	5	16	11	4	3	3	8	11	13	12	14	19
Santa Luċija	2	3	3	-	1	2	1	2	1	4	4	3
Santa Venera	18	15	16	4	8	16	16	22	24	26	17	19
Tas-Sliema	25	17	11	18	17	15	29	27	27	33	32	28
Is-Swieqi	23	20	14	18	6	18	37	16	20	21	15	18
Ta' Xbiex	9	2	8	3	2	2	4	2	5	6	3	4
Hal Tarxien	10	21	17	5	16	19	22	17	19	25	20	20
Ix-Xagħra	32	39	23	18	21	26	26	37	22	24	29	31
Ix-Xewkija	10	18	8	4	10	14	11	13	10	12	11	8
Ix-Xgħajra	4	5	3	3	2	4	3	5	4	9	5	8
Iż-Żebbuġ	30	21	19	6	14	27	31	17	25	30	13	22
Iż-Żurrieq	31	19	16	14	27	22	29	20	32	20	20	26
L-Imtarfa	1	1	-	-	-	2	3	2	2	1	1	2
Unclassified	-	-	-	-	-	-	-	-	-	1	5	-
Total	1,031	1,000	926	590	552	746	1,149	940	974	1,054	961	1,134

Table 7. Number of final c

Locality	2021											
	January	February	March	April	May	June	July	August	September	October	November	December
Valletta	9	1	5	3	7	1	8	8	5	4	10	7
L-Imdina	-	-	1	-	1	1	-	-	1	-	-	-
Il-Birgu	-	5	5	3	2	2	4	3	2	5	4	8
L-Isla	4	2	6	1	2	7	6	2	5	-	3	5
Bormla	4	4	12	7	2	7	12	5	2	8	5	7
Hal Qormi	27	37	43	25	28	35	34	31	41	42	36	41
Faż-Żebbuġ	30	25	42	44	24	25	44	33	24	28	34	29
Faż-Żabbar	31	31	28	51	39	30	37	38	29	40	46	57
Is-Siġġiewi	16	13	36	22	18	28	21	19	10	14	7	11
Iż-Żejtun	25	27	32	28	40	21	35	32	24	34	22	29
Ir-Rabat, Ghawdex	8	17	15	24	16	18	26	26	14	15	19	23
Attard	17	9	19	25	27	25	40	26	36	19	29	25
Hal Balzan	8	8	10	8	5	5	7	17	6	7	10	4
Birkirkara	37	41	49	37	57	56	56	54	41	60	50	58
Birżebbuġa	9	12	10	10	21	7	18	19	12	7	20	20
Had-Dingli	3	4	5	3	4	1	6	9	-	8	2	11
Il-Fgura	19	28	30	37	29	28	36	18	10	25	29	20
Il-Furjana	2	-	2	2	5	3	-	1	3	-	6	2
Il-Fontana	1	2	4	-	3	4	2	6	1	1	5	4
Il-Gudja	1	1	5	2	6	6	3	5	7	-	4	5
Il-Gżira	24	21	20	17	15	22	21	22	25	27	28	22
Għajnsielem and Comino	15	14	13	13	12	11	20	21	17	16	21	14
L-Għarb	2	8	9	3	17	13	9	6	3	7	7	9
Hal Gharghur	14	12	9	12	17	10	10	9	8	13	16	10
L-Għasri	4	2	-	2	8	2	1	4	1	4	2	1
Hal Ghaxaq	11	11	11	7	16	7	19	12	13	12	10	14
Il-Hamrun	11	10	33	16	37	14	15	13	17	16	15	18
L-Iklin	4	2	5	6	6	7	5	5	13	4	8	5
Il-Kalkara	10	6	8	2	6	1	6	3	2	8	2	2
Ta' Kerċem	7	5	9	4	6	10	5	4	2	9	8	7
Hal Kirkop	3	3	4	2	3	1	4	3	4	3	4	3
Hal Lija	1	3	7	5	5	8	7	6	3	5	6	6
Hal Luqa	12	15	26	28	31	42	48	12	10	15	27	23
Il-Marsa	10	8	10	5	5	9	12	6	11	12	3	10
Marsaskala	31	42	35	29	38	33	42	46	37	46	50	69
Marsaxlokk	11	6	4	10	16	11	15	12	7	5	23	18
Il-Mellieha	40	33	38	57	31	42	57	40	41	33	39	52
L-Imġarr	16	8	16	13	9	21	12	17	9	12	20	16
Il-Mosta	32	41	52	57	44	62	66	54	33	46	52	56
L-Imqabba	4	4	9	6	3	8	9	11	14	17	10	7
L-Imsida	26	22	26	38	22	24	37	16	18	24	28	35
Il-Munxar	6	8	12	5	11	17	15	8	7	13	8	12
In-Nadur	16	11	12	14	19	13	24	7	11	14	34	17
In-Naxxar	26	30	51	26	23	33	28	31	27	31	36	33
Rahal Ġdid	16	12	15	12	9	12	12	16	11	15	19	22
Pembroke	2	2	6	5	3	4	5	4	3	2	-	4
Tal-Pietà	13	10	17	11	17	15	16	7	9	10	21	20
Il-Qala	14	17	17	14	13	29	22	12	15	11	24	22
Il-Qrendi	8	8	4	10	2	4	2	6	3	9	12	6
Ir-Rabat	16	20	23	14	17	13	17	22	16	19	12	17
Hal Safi	4	5	4	5	4	3	9	2	4	3	4	6
San Ġiljan	25	22	27	26	40	37	42	26	34	34	36	53
San Ġwann	22	21	29	28	38	41	35	35	32	19	31	33
San Lawrenz	3	1	12	6	1	8	1	3	8	3	3	4
San Pawl Il-Baħar	98	79	127	98	80	82	90	108	90	102	128	117
Ta' Sannat	13	12	22	17	16	13	29	16	13	20	14	17
Santa Luċija	2	3	4	1	4	3	2	2	2	1	5	2
Santa Venera	16	19	20	16	15	16	26	13	22	13	22	28
Tas-Sliema	27	26	37	39	30	32	43	35	28	28	38	48
Is-Swieqi	17	18	27	22	25	51	21	32	18	25	26	30
Ta' Xbiex	8	7	5	7	2	5	3	2	8	5	6	5
Hal Tarxien	11	25	29	22	25	28	25	18	32	17	20	29
Ix-Xagħra	42	30	21	40	28	30	31	27	24	23	19	29
Ix-Xewkija	5	16	18	18	13	13	9	6	7	15	19	13
Ix-Xgħajra	5	8	7	15	4	7	2	8	5	8	8	10
Iż-Żebbuġ	33	17	21	25	22	26	22	24	23	28	24	25
Iż-Żurrieq	22	14	15	23	25	33	38	24	24	35	40	41
L-Imtarfa	-	-	-	2	5	3	2	2	3	3	1	3
Unclassified	-	-	-	-	-	-	-	-	-	-	-	-
Total	1,009	984	1,285	1,185	1,174	1,239	1,386	1,170	1,040	1,157	1,330	1,409

Table 7. Number of final c

Locality	2022											
	January	February	March	April	May	June	July	August	September	October	November	December
Valletta	7	1	6	5	3	8	9	10	4	9	8	5
L-Imdina	-	-	-	1	-	-	-	-	-	-	-	-
Il-Birgu	3	3	4	2	4	4	1	2	1	5	3	5
L-Isla	2	1	7	5	8	4	4	4	6	4	6	5
Bormla	6	7	2	6	15	8	10	8	3	9	10	12
Hal Qormi	33	29	28	36	40	40	33	51	32	44	41	28
Faż-Żebbuġ	33	23	30	22	30	22	27	33	25	37	38	17
Faż-Żabbar	29	33	41	40	40	44	37	41	17	26	35	34
Is-Siġġiewi	21	15	12	19	16	23	18	11	10	16	14	10
Iż-Żejtun	14	26	20	36	35	34	20	28	20	20	26	17
Ir-Rabat, Ghawdex	25	24	23	12	16	18	23	17	19	23	18	19
Hal Attard	16	16	25	17	23	22	18	20	11	23	13	13
Hal Balzan	15	10	16	11	12	10	14	13	7	7	8	3
Birkirkara	38	47	55	46	67	59	70	64	48	56	47	42
Birżebbuġa	17	19	18	19	20	35	34	26	14	21	11	20
Hal Dingli	3	5	11	2	4	5	5	11	7	8	3	8
Il-Fgura	23	17	25	22	34	32	34	25	23	29	30	26
Il-Furjana	1	3	-	2	4	2	2	14	2	3	4	2
Il-Fontana	5	-	4	6	1	3	1	6	1	3	2	2
Il-Gudja	5	5	8	5	5	2	3	5	3	7	5	1
Il-Gżira	18	28	18	21	18	24	34	19	32	30	34	21
Għajnsielem and Comino	14	13	13	16	19	15	16	22	18	16	26	13
L-Għarb	7	7	12	9	21	8	13	8	12	20	9	7
Hal Gharghur	7	8	12	3	10	9	9	1	10	8	11	14
L-Għasri	2	1	3	-	1	1	4	2	3	4	5	4
Hal Ghaxaq	12	10	12	15	6	9	10	12	6	26	14	7
Il-Hamrun	18	14	18	25	19	16	24	21	9	16	21	18
L-Iklin	9	9	1	4	5	10	7	7	4	10	4	2
Il-Kalkara	4	4	4	4	6	4	3	10	11	9	6	8
Ta' Kerċem	4	4	3	2	5	4	12	8	1	9	4	2
Hal Kirkop	-	4	1	2	4	1	1	3	3	3	3	-
Hal Lija	8	10	6	3	8	1	8	5	2	8	7	3
Hal Luqa	14	19	47	26	8	19	14	5	14	24	15	12
Il-Marsa	5	15	7	6	10	8	14	11	5	8	8	8
Marsaskala	53	40	50	45	34	21	42	51	49	55	60	45
Marsaxlokk	3	9	10	17	15	18	9	7	8	8	7	23
Il-Mellieha	29	32	32	35	38	28	45	44	37	39	41	31
L-Imġarr	9	8	7	8	13	8	12	15	13	11	12	12
Il-Mosta	52	44	55	46	39	47	43	26	58	45	41	29
L-Imqabba	1	5	6	3	4	10	6	8	7	12	7	3
L-Imsida	23	24	23	20	23	26	27	34	23	71	37	44
Il-Munxar	17	19	13	10	12	9	15	12	12	14	10	5
In-Nadur	16	9	17	21	20	9	16	28	24	17	26	18
In-Naxxar	25	17	26	18	28	27	44	32	22	30	38	20
Rahal Ġdid	15	18	5	10	15	21	16	23	13	22	19	23
Pembroke	2	1	-	3	3	2	3	4	2	8	2	5
Tal-Pietà	17	20	16	14	12	15	16	14	15	24	21	13
Il-Qala	30	21	17	14	22	24	16	15	23	22	19	8
Il-Qrendi	7	1	6	-	2	3	5	6	3	6	6	5
Ir-Rabat	17	17	23	29	23	22	20	19	16	24	14	9
Hal Safi	-	-	8	2	2	3	6	10	3	11	2	4
San Ġiljan	33	21	41	40	51	46	43	39	28	41	37	32
San Ġwann	31	22	19	28	29	35	26	21	22	30	24	19
San Lawrenz	4	-	4	2	2	2	3	4	1	4	15	2
San Pawl Il-Baħar	96	74	79	87	112	74	85	97	101	129	88	94
Ta' Sannat	19	25	19	24	14	25	16	25	17	31	17	16
Santa Luċija	1	1	4	2	6	2	2	-	2	-	4	-
Santa Venera	19	16	24	16	21	18	17	19	15	19	22	16
Tas-Sliema	30	33	50	32	31	37	61	38	38	49	64	37
Is-Swieqi	37	17	14	18	20	19	12	23	17	21	26	16
Ta' Xbiex	2	11	2	3	6	4	7	3	3	5	6	4
Hal Tarxien	21	21	21	20	20	24	21	21	14	21	19	20
Ix-Xagħra	35	27	24	36	38	37	22	26	28	53	32	20
Ix-Xewkija	23	15	15	17	10	7	14	12	7	16	24	9
Ix-Xgħajra	1	10	4	7	6	6	7	2	3	5	5	1
Iż-Żebbuġ	30	25	18	21	24	25	17	21	24	26	20	12
Iż-Żurrieq	30	30	44	23	39	36	40	33	31	37	37	38
L-Imtarfa	3	5	2	1	-	-	2	3	5	2	3	-
Unclassified	-	-	-	-	-	-	-	-	-	-	-	-
Total	1,149	1,068	1,190	1,122	1,251	1,194	1,268	1,258	1,067	1,449	1,294	1,021

Table 7. Number of final c

Locality	2023				
	January	February	March	April	May
Valletta	9	11	3	8	10
L-Imdina	-	-	1	-	-
Il-Birgu	3	3	3	5	5
L-Isla	6	3	4	5	6
Bormla	8	11	6	9	8
Hal Qormi	44	29	29	26	32
Haz-Żebbuġ	30	27	25	25	31
Haz-Żabbar	33	33	41	33	31
Is-Siġġiewi	18	6	13	11	9
Iż-Żejtun	13	18	21	19	21
Ir-Rabat, Ghawdex	25	16	16	23	22
Attard	15	12	12	10	25
Hal Balzan	7	16	7	5	9
Birkirkara	42	29	40	44	49
Birżebbuġa	15	18	23	9	21
Had-Dingli	7	4	3	3	2
Il-Fgura	27	13	17	22	33
Il-Furjana	2	4	2	2	1
Il-Fontana	3	1	2	3	7
Il-Gudja	3	4	-	4	9
Il-Gżira	20	13	32	20	32
Ghajnsielem and Comino	13	5	6	5	13
L-Gharb	8	5	7	7	5
Hal Gharghur	7	7	13	11	8
L-Għasri	-	1	1	1	2
Hal Ghaxaq	19	7	7	7	9
Il-Hamrun	22	15	32	9	18
L-Iklin	5	5	4	4	6
Il-Kalkara	7	6	3	6	7
Ta' Kerċem	3	5	4	5	5
Hal Kirkop	7	2	3	1	2
Hal Lija	4	4	-	7	8
Hal Luqa	11	9	9	12	9
Il-Marsa	8	5	7	8	5
Marsaskala	31	35	26	43	41
Marsaxlokk	10	9	12	12	14
Il-Mellieha	38	36	35	31	27
L-Imġarr	8	18	11	7	9
Il-Mosta	37	25	55	37	38
L-Imqabba	4	6	8	4	4
L-Imsida	52	39	35	21	38
Il-Munxar	20	2	8	6	4
In-Nadur	18	18	21	11	12
In-Naxxar	18	17	30	33	18
Rahal Ġdid	20	17	7	11	14
Pembroke	7	6	4	4	4
Tal-Pietà	15	10	28	18	19
Il-Qala	15	7	16	9	13
Il-Qrendi	1	3	5	7	7
Ir-Rabat	16	17	13	14	9
Hal Safi	3	3	4	5	3
San Ġiljan	28	20	33	28	24
San Ġwann	19	15	15	16	23
San Lawrenz	4	7	4	2	3
San Pawl Il-Baħar	86	79	97	74	92
Ta' Sannat	32	27	9	16	12
Santa Luċija	2	1	1	6	2
Santa Venera	16	18	20	21	13
Tas-Sliema	31	35	31	30	46
Is-Swieqi	17	20	20	23	16
Ta' Xbiex	3	2	3	2	3
Hal Tarxien	23	27	18	12	25
Ix-Xagħra	26	21	24	11	20
Ix-Xewkija	14	9	15	7	18
Ix-Xgħajra	2	6	1	3	1
Iż-Żebbuġ	18	13	18	12	10
Iż-Żurrieq	33	20	22	22	35
L-Imtarfa	2	4	4	3	3
Unclassified	-	-	-	-	-
Total	1,113	939	1,049	930	1,080

Table 8. Number of promise of sale agreements by period of registration, district and cluster of localities

District	Cluster	2005											
		January	February	March	April	May	June	July	August	September	October	November	December
Southern Harbour	1. Valletta, Il-Furjana, Il-Marsa	6	6	6	11	9	4	3	8	5	7	12	11
	2. Santa Luċija, Hal Tarxien, Il-Fgura, Raġal Ġdid, Hal Luqa	19	33	46	49	34	42	24	35	36	30	32	26
	3. Il-Birgu, L-Isla, Bormla, Il-Kalkara, Haż-Żabbar, Ix-Xghajra	26	37	46	38	30	27	36	13	17	22	40	21
		51	76	98	98	73	73	63	56	58	59	84	58
Northern Harbour	4. Il-Hamrun, Tal-Pietà, Santa Venera, L-Imsida, Birkirkara, Hal Qormi	85	109	120	101	97	82	86	104	88	89	138	94
	5. Is-Swieqi, Pembroke, San Ġiljan, Tas-Sliema	42	62	75	87	73	55	93	73	71	84	123	86
	6. Il-Gżira, Ta' Xbiex, San Ġwann	22	22	29	23	28	24	16	18	12	52	34	23
		149	193	224	211	198	161	195	195	171	225	295	203
South Eastern	7. Birzebbuga, Hal Safi, Iz-Żurrieq	12	19	19	23	21	19	20	24	24	24	27	20
	8. Marsaxlokk, Marsaskala, Iz-Żejtun	31	35	40	60	41	24	28	38	98	73	56	33
	9. Hal Ghaxaq, Hal Kirkop, L-Imqabba, Il-Qrendi, Il-Gudja	8	8	14	11	15	9	6	11	4	13	11	11
		51	62	73	94	77	52	54	73	126	110	94	64
Western	10. Haż-Żebbug, Is-Siġġiewi, H'Attard	20	16	25	36	32	21	29	22	23	27	44	36
	11. Ir-Rabat, L-Imdina, Had-Dingli, L-Imtarfa	9	16	14	14	19	23	22	17	17	9	18	9
	12. Hal Balzan, L-Iklin, Hal Lija	12	7	9	13	7	8	12	3	16	12	15	12
		41	39	48	63	58	52	63	42	56	48	77	57
Northern	13. Hal Gharghur, Il-Mosta, In-Naxxar	39	25	51	56	64	42	50	42	48	35	61	53
	14. Il-Mellieha, San Pawl il-Baħar, L-Imġarr	82	73	110	94	89	106	76	88	83	84	120	64
		121	98	161	150	153	148	126	130	131	119	181	117
Gozo and Comino	15. Il-Fontana, L-Għarb, L-Għasri, Ta' Kerċem, Il-Munxar, Ir-Rabat Ghawdex, San Lawrenz, Ta' Sannat, Iz-Żebbug	23	28	23	43	41	28	27	33	46	41	44	35
	16. Ghajnsielem and Comino, In-Nadur, Il-Qala, Ix-Xaghra, Ix-Xewkija	17	38	34	27	24	30	27	56	40	28	25	13
		40	66	57	70	65	58	54	89	86	69	69	48
	Unclassified	-	-	-	-	-	-	-	-	-	-	-	-
Total		453	534	661	686	624	544	555	585	628	630	800	547

Table 8. Number of promise of sale agreements by period of registration, district and cluster of localities

District	Cluster	2006											
		January	February	March	April	May	June	July	August	September	October	November	December
Southern Harbour	1. Valletta, Il-Furjana, Il-Marsa	5	7	11	6	9	8	13	10	10	13	15	15
	2. Santa Luċija, Fhal Tarxien, Il-Fgura, Raġal Ġdid, Fhal Luqa	22	34	40	33	29	41	37	45	44	52	43	55
	3. Il-Birgu, L-Isla, Bormla, Il-Kalkara, Fhaż-Żabbar, Ix-Xghajra	25	29	41	31	43	33	39	34	37	48	40	36
		52	70	92	70	81	82	89	89	91	113	98	106
Northern Harbour	4. Il-Hamrun, Tal-Pietà, Santa Venera, L-Imsida, Birkirkara, Fhal Qormi	94	106	134	118	127	106	90	98	103	140	110	124
	5. Is-Swieqi, Pembroke, San Ġiljan, Tas-Sliema	52	90	83	88	82	97	86	67	78	77	105	87
	6. Il-Gżira, Ta' Xbiex, San Ġwann	20	36	47	35	40	32	24	35	27	43	36	47
		166	232	264	241	249	235	200	200	208	260	251	258
South Eastern	7. Birżebbuġa, Fhal Safi, Iż-Żurrieq	13	11	26	20	22	21	29	21	21	32	38	29
	8. Marsaxlokk, Marsaskala, Iż-Żejtun	38	47	65	54	53	41	41	60	44	73	54	62
	9. Fhal Ghaxaq, Fhal Kirkop, L-Imqabba, Il-Qrendi, Il-Gudja	11	14	16	9	19	14	18	5	12	20	18	7
		62	72	107	83	94	76	88	86	77	125	110	98
Western	10. Fhaż-Żebbuġ, Is-Siġġiewi, F'Attard	27	34	48	37	57	40	40	32	42	51	40	29
	11. Ir-Rabat, L-Imdina, Fhad-Dingli, L-Imtarfa	5	14	36	17	21	10	14	16	15	21	23	26
	12. Fhal Balzan, L-Iklin, Fhal Lija	11	14	14	14	10	12	10	17	11	14	17	14
		43	62	98	68	88	62	64	65	68	86	80	69
Northern	13. Fhal Gharghur, Il-Mosta, In-Naxxar	33	52	46	49	46	41	52	57	50	56	68	56
	14. Il-Mellieħa, San Pawl il-Baħar, L-Imġarr	58	91	111	100	117	96	87	84	63	106	96	91
		91	143	157	149	163	137	139	141	113	162	164	147
Gozo and Comino	15. Il-Fontana, L-Għarb, L-Għasri, Ta' Kerċem, Il-Munxar, Ir-Rabat Ghawdex, San Lawrenz, Ta' Sannat, Iż-Żebbuġ	28	35	39	44	33	34	52	54	51	39	54	27
	16. Ghajnsielem and Comino, In-Nadur, Il-Qala, Ix-Xaghra, Ix-Xewkija	22	25	29	30	31	25	28	46	48	53	66	33
		50	60	68	74	64	59	80	100	99	92	120	60
	Unclassified	-	-	-	-	-	-	-	-	-	-	-	-
Total		464	639	786	685	739	651	660	681	656	838	823	738

Table 8. Number of promise of sale agreements by period of registration, district and cluster of localities

District	Cluster	2007											
		January	February	March	April	May	June	July	August	September	October	November	December
Southern Harbour	1. Valletta, Il-Furjana, Il-Marsa	15	11	12	11	14	13	8	14	11	20	7	11
	2. Santa Luċija, Hal Tarxien, Il-Fgura, Raġal Ġdid, Hal Luqa	41	42	42	41	43	47	64	41	30	46	46	46
	3. Il-Birgu, L-Isla, Bormla, Il-Kalkara, Haż-Żabbar, Ix-Xghajra	30	47	41	46	46	26	35	26	36	33	37	29
		86	100	95	98	103	86	107	81	77	99	90	86
Northern Harbour	4. Il-Hamrun, Tal-Pietà, Santa Venera, L-Imsida, Birkirkara, Hal Qormi	86	118	158	113	119	84	114	89	104	94	78	97
	5. Is-Swieqi, Pembroke, San Ġiljan, Tas-Sliema	78	86	70	86	177	114	142	119	85	118	71	81
	6. Il-Gżira, Ta' Xbiex, San Ġwann	27	49	34	31	32	20	40	22	25	30	38	35
		191	253	262	230	328	218	296	230	214	242	187	213
South Eastern	7. Birzebbuga, Hal Safi, Iz-Żurrieq	12	39	37	29	38	35	43	22	23	32	18	26
	8. Marsaxlokk, Marsaskala, Iz-Żejtun	33	53	61	59	56	46	56	46	35	46	38	47
	9. Hal Ghaxaq, Hal Kirkop, L-Imqabba, Il-Qrendi, Il-Gudja	11	14	21	12	19	10	17	11	10	14	8	14
		56	106	119	100	113	91	116	79	68	92	64	87
Western	10. Haż-Żebbug, Is-Siġġiewi, H'Attard	36	39	52	36	39	26	27	26	37	40	27	35
	11. Ir-Rabat, L-Imdina, Had-Dingli, L-Imtarfa	19	27	17	24	20	11	25	26	19	9	21	20
	12. Hal Balzan, L-Iklin, Hal Lija	12	31	18	14	8	5	16	25	14	11	16	11
		67	97	87	74	67	42	68	77	70	60	64	66
Northern	13. Hal Gharghur, Il-Mosta, In-Naxxar	41	87	60	72	64	55	50	51	67	55	63	39
	14. Il-Mellieha, San Pawl il-Baħar, L-Imġarr	71	103	93	115	105	96	93	113	90	82	77	56
		112	190	153	187	169	151	143	164	157	137	140	95
Gozo and Comino	15. Il-Fontana, L-Għarb, L-Għasri, Ta' Kerċem, Il-Munxar, Ir-Rabat Ghawdex, San Lawrenz, Ta' Sannat, Iz-Żebbug	32	38	40	44	29	32	33	28	37	34	34	26
	16. Ghajnsielem and Comino, In-Nadur, Il-Qala, Ix-Xaghra, Ix-Xewkija	35	18	34	44	40	42	39	36	24	27	35	28
		67	56	74	88	69	74	72	64	61	61	69	54
	Unclassified	-	-	-	-	-	-	-	-	-	-	-	-
Total		579	802	790	777	849	662	802	695	647	691	614	601

Table 8. Number of promise of sale agreements by period of registration, district and cluster of localities

District	Cluster	2008											
		January	February	March	April	May	June	July	August	September	October	November	December
Southern Harbour	1. Valletta, Il-Furjana, Il-Marsa	7	13	10	10	15	11	10	9	8	7	17	11
	2. Santa Luċija, Fhal Tarxien, Il-Fgura, Raġal Ġdid, Fhal Luqa	34	30	41	48	39	35	41	28	40	33	37	25
	3. Il-Birgu, L-Isla, Bormla, Il-Kalkara, Fhaż-Żabbar, Ix-Xghajra	26	29	28	45	48	31	30	30	19	31	27	31
		67	72	79	103	102	77	81	67	67	71	81	67
Northern Harbour	4. Il-Hamrun, Tal-Pietà, Santa Venera, L-Imsida, Birkirkara, Fhal Qormi	89	103	62	95	101	99	93	68	94	98	73	75
	5. Is-Swieqi, Pembroke, San Ġiljan, Tas-Sliema	56	59	65	92	83	91	68	66	54	79	50	66
	6. Il-Gżira, Ta' Xbiex, San Ġwann	46	31	14	38	46	16	30	18	22	29	27	22
		191	193	141	225	230	206	191	152	170	206	150	163
South Eastern	7. Birzebbuga, Fhal Safi, Iż-Żurrieq	13	28	22	26	34	20	27	27	20	33	15	21
	8. Marsaxlokk, Marsaskala, Iż-Żejtun	23	44	31	47	63	47	48	29	37	45	50	36
	9. Fhal Ghaxaq, Fhal Kirkop, L-Imqabba, Il-Qrendi, Il-Gudja	8	8	14	18	22	15	12	19	17	17	10	18
		44	80	67	91	119	82	87	75	74	95	75	75
Western	10. Fhaż-Żebbuġ, Is-Siġġiewi, F'Attard	19	44	34	39	34	36	28	27	41	39	28	25
	11. Ir-Rabat, L-Imdina, Fhad-Dingli, L-Imtarfa	13	17	15	25	18	23	26	13	8	14	6	13
	12. Fhal Balzan, L-Iklin, Fhal Lija	8	15	7	12	12	16	18	3	12	13	5	7
		40	76	56	76	64	75	72	43	61	66	39	45
Northern	13. Fhal Gharghur, Il-Mosta, In-Naxxar	46	56	39	75	51	53	57	34	40	48	40	51
	14. Il-Mellieħa, San Pawl il-Baħar, L-Imġarr	65	76	56	78	84	78	69	66	69	60	59	46
		111	132	95	153	135	131	126	100	109	108	99	97
Gozo and Comino	15. Il-Fontana, L-Għarb, L-Għasri, Ta' Kerċem, Il-Munxar, Ir-Rabat Ghawdex, San Lawrenz, Ta' Sannat, Iż-Żebbuġ	25	22	19	29	32	29	23	19	23	26	15	18
	16. Ghajnsielem and Comino, In-Nadur, Il-Qala, Ix-Xaghra, Ix-Xewkija	11	26	21	33	29	25	14	22	24	28	14	23
		36	48	40	62	61	54	37	41	47	54	29	41
	Unclassified	-	-	-	1	-	1	-	-	-	-	-	-
Total		489	601	478	711	711	626	594	478	528	600	473	488

Table 8. Number of promise of sale agreements by period of registration, district and cluster of localities

District	Cluster	2009											
		January	February	March	April	May	June	July	August	September	October	November	December
Southern Harbour	1. Valletta, Il-Furjana, Il-Marsa	5	11	10	9	11	15	13	8	15	8	9	9
	2. Santa Luċija, Hal Tarxien, Il-Fgura, Raġal Ġdid, Hal Luqa	27	35	43	47	50	47	41	24	32	44	45	35
	3. Il-Birgu, L-Isla, Bormla, Il-Kalkara, Haż-Żabbar, Ix-Xghajra	33	32	36	43	31	23	29	30	23	31	31	35
		65	78	89	99	92	85	83	62	70	83	85	79
Northern Harbour	4. Il-Hamrun, Tal-Pietà, Santa Venera, L-Imsida, Birkirkara, Hal Qormi	72	82	106	118	78	75	85	67	69	95	93	93
	5. Is-Swieqi, Pembroke, San Ġiljan, Tas-Sliema	37	54	58	70	73	79	76	67	56	80	72	57
	6. Il-Gżira, Ta' Xbiex, San Ġwann	18	16	29	29	34	29	20	32	18	26	29	29
		127	152	193	217	185	183	181	166	143	201	194	179
South Eastern	7. Birzebbuga, Hal Safi, Iz-Żurrieq	18	24	15	29	20	18	24	22	39	31	23	25
	8. Marsaxlokk, Marsaskala, Iz-Żejtun	37	35	56	43	44	41	49	66	41	46	45	32
	9. Hal Ghaxaq, Hal Kirkop, L-Imqabba, Il-Qrendi, Il-Gudja	15	10	14	15	18	23	18	10	13	27	12	25
		70	69	85	87	82	82	91	98	93	104	80	82
Western	10. Haż-Żebbug, Is-Siġġiewi, H'Attard	22	33	41	49	34	33	42	27	25	27	37	43
	11. Ir-Rabat, L-Imdina, Had-Dingli, L-Imtarfa	8	8	21	13	26	12	13	8	17	15	21	17
	12. Hal Balzan, L-Iklin, Hal Lija	12	13	19	7	12	9	10	7	8	11	12	15
		42	54	81	69	72	54	65	42	50	53	70	75
Northern	13. Hal Gharghur, Il-Mosta, In-Naxxar	39	38	62	69	52	69	72	46	47	63	51	55
	14. Il-Mellieha, San Pawl il-Baħar, L-Imġarr	37	50	80	77	69	68	61	57	81	70	60	50
		76	88	142	146	121	137	133	103	128	133	111	105
Gozo and Comino	15. Il-Fontana, L-Għarb, L-Għasri, Ta' Kerċem, Il-Munxar, Ir-Rabat Ghawdex, San Lawrenz, Ta' Sannat, Iz-Żebbug	15	11	19	24	26	24	20	12	14	20	40	24
	16. Ghajnsielem and Comino, In-Nadur, Il-Qala, Ix-Xaghra, Ix-Xewkija	10	16	16	22	20	15	16	26	20	22	17	22
		25	27	35	46	46	39	36	38	34	42	57	46
	Unclassified	-	-	-	-	-	-	-	-	-	-	-	-
Total		405	468	625	664	598	580	589	509	518	616	597	566

Table 8. Number of promise of sale agreements by period of registration, district and cluster of localities

District	Cluster	2010											
		January	February	March	April	May	June	July	August	September	October	November	December
Southern Harbour	1. Valletta, Il-Furjana, Il-Marsa	4	13	15	13	10	9	12	5	2	9	9	6
	2. Santa Luċija, Hal Tarxien, Il-Fgura, Raġal Ġdid, Hal Luqa	23	39	44	35	49	34	31	38	26	40	36	33
	3. Il-Birgu, L-Isla, Bormla, Il-Kalkara, Haż-Żabbar, Ix-Xghajra	30	52	45	32	42	34	35	33	32	34	41	26
		57	104	104	80	101	77	78	76	60	83	86	65
Northern Harbour	4. Il-Hamrun, Tal-Pietà, Santa Venera, L-Imsida, Birkirkara, Hal Qormi	56	99	92	70	72	84	75	72	83	87	81	74
	5. Is-Swieqi, Pembroke, San Ġiljan, Tas-Sliema	42	85	72	74	68	83	70	67	64	90	92	91
	6. Il-Gżira, Ta' Xbiex, San Ġwann	24	21	40	31	17	27	21	19	31	36	37	34
		122	205	204	175	157	194	166	158	178	213	210	199
South Eastern	7. Birzebbuga, Hal Safi, Iz-Żurrieq	15	22	32	23	25	22	26	23	27	24	21	19
	8. Marsaxlokk, Marsaskala, Iz-Żejtun	23	45	41	47	50	39	36	37	39	53	34	42
	9. Hal Ghaxaq, Hal Kirkop, L-Imqabba, Il-Qrendi, Il-Gudja	20	14	24	22	25	12	20	10	18	14	16	16
		58	81	97	92	100	73	82	70	84	91	71	77
Western	10. Haż-Żebbug, Is-Siġġiewi, H'Attard	22	41	48	46	40	31	35	35	27	49	46	35
	11. Ir-Rabat, L-Imdina, Had-Dingli, L-Imtarfa	12	14	18	20	18	15	17	18	12	19	12	20
	12. Hal Balzan, L-Iklin, Hal Lija	12	11	5	22	10	10	7	14	15	11	14	2
		46	66	71	88	68	56	59	67	54	79	72	57
Northern	13. Hal Gharghur, Il-Mosta, In-Naxxar	54	54	67	61	35	57	37	44	54	66	57	49
	14. Il-Mellieha, San Pawl il-Baħar, L-Imġarr	47	62	73	61	65	43	55	64	63	72	75	58
		101	116	140	122	100	100	92	108	117	138	132	107
Gozo and Comino	15. Il-Fontana, L-Għarb, L-Għasri, Ta' Kerċem, Il-Munxar, Ir-Rabat Ghawdex, San Lawrenz, Ta' Sannat, Iz-Żebbug	20	32	26	22	34	26	14	22	26	21	24	17
	16. Ghajnsielem and Comino, In-Nadur, Il-Qala, Ix-Xaghra, Ix-Xewkija	21	14	31	17	20	14	11	21	14	14	23	34
		41	46	57	39	54	40	25	43	40	35	47	51
	Unclassified	-	-	-	-	-	-	-	-	-	-	-	-
Total		425	618	673	596	580	540	502	522	533	639	618	556

Table 8. Number of promise of sale agreements by period of registration, district and cluster of localities

District	Cluster	2011											
		January	February	March	April	May	June	July	August	September	October	November	December
Southern Harbour	1. Valletta, Il-Furjana, Il-Marsa	11	12	11	12	6	15	8	8	7	10	9	12
	2. Santa Luċija, Fhal Tarxien, Il-Fgura, Raġal Ġdid, Fhal Luqa	26	47	45	41	42	38	20	30	42	40	31	34
	3. Il-Birgu, L-Isla, Bormla, Il-Kalkara, Fhaż-Żabbar, Ix-Xghajra	34	29	42	34	36	24	31	37	19	31	22	24
		71	88	98	87	84	77	59	75	68	81	62	70
Northern Harbour	4. Il-Hamrun, Tal-Pietà, Santa Venera, L-Imsida, Birkirkara, Fhal Qormi	67	89	105	76	60	64	75	74	68	76	73	83
	5. Is-Swieqi, Pembroke, San Ġiljan, Tas-Sliema	73	72	94	82	70	56	82	72	78	83	95	77
	6. Il-Gżira, Ta' Xbiex, San Ġwann	17	32	32	28	22	24	20	28	28	29	27	17
		157	193	231	186	152	144	177	174	174	188	195	177
South Eastern	7. Birżebbuġa, Fhal Safi, Iż-Żurrieq	7	32	35	23	20	16	18	34	21	19	20	21
	8. Marsaxlokk, Marsaskala, Iż-Żejtun	31	40	49	49	32	16	39	30	41	35	45	31
	9. Fhal Ghaxaq, Fhal Kirkop, L-Imqabba, Il-Qrendi, Il-Gudja	14	21	16	20	22	18	13	16	19	20	18	14
		52	93	100	92	74	50	70	80	81	74	83	66
Western	10. Fhaż-Żebbuġ, Is-Siġġiewi, F'Attard	34	41	45	41	44	41	36	38	30	38	35	40
	11. Ir-Rabat, L-Imdina, Fhad-Dingli, L-Imtarfa	9	14	15	20	14	13	10	11	13	14	11	16
	12. Fhal Balzan, L-Iklin, Fhal Lija	6	12	20	15	16	14	9	10	11	9	15	12
		49	67	80	76	74	68	55	59	54	61	61	68
Northern	13. Fhal Gharghur, Il-Mosta, In-Naxxar	38	49	63	44	59	56	51	49	63	61	57	47
	14. Il-Mellieħa, San Pawl il-Baħar, L-Imġarr	45	60	88	67	62	76	60	68	75	59	83	47
		83	109	151	111	121	132	111	117	138	120	140	94
Gozo and Comino	15. Il-Fontana, L-Għarb, L-Għasri, Ta' Kerċem, Il-Munxar, Ir-Rabat Ghawdex, San Lawrenz, Ta' Sannat, Iż-Żebbuġ	8	13	11	21	18	20	20	18	27	17	23	18
	16. Ghajnsielem and Comino, In-Nadur, Il-Qala, Ix-Xaghra, Ix-Xewkija	17	23	21	12	18	16	13	16	30	21	13	14
		25	36	32	33	36	36	33	34	57	38	36	32
	Unclassified	-	1	-	-	-	-	-	-	-	-	-	-
Total		437	587	692	585	541	507	505	539	572	562	577	507

Table 8. Number of promise of sale agreements by period of registration, district and cluster of localities

District	Cluster	2012											
		January	February	March	April	May	June	July	August	September	October	November	December
Southern Harbour	1. Valletta, Il-Furjana, Il-Marsa	10	7	13	7	6	12	14	12	5	11	11	10
	2. Santa Luċija, Fhal Tarxien, Il-Fgura, Raġal Ġdid, Fhal Luqa	29	45	27	25	30	30	20	29	22	36	40	34
	3. Il-Birgu, L-Isla, Bormla, Il-Kalkara, Fhaż-Żabbar, Ix-Xghajra	18	32	28	29	17	26	22	31	16	36	38	26
		57	84	68	61	53	68	56	72	43	83	89	70
Northern Harbour	4. Il-Hamrun, Tal-Pietà, Santa Venera, L-Imsida, Birkirkara, Fhal Qormi	53	88	78	73	88	56	94	85	74	89	93	66
	5. Is-Swieqi, Pembroke, San Ġiljan, Tas-Sliema	66	66	63	85	84	61	86	74	72	87	86	91
	6. Il-Gżira, Ta' Xbiex, San Ġwann	26	19	24	20	29	26	19	24	25	30	35	25
		145	173	165	178	201	143	199	183	171	206	214	182
South Eastern	7. Birzebbuga, Fhal Safi, Iż-Żurrieq	17	19	29	27	25	15	24	24	20	27	25	21
	8. Marsaxlokk, Marsaskala, Iż-Żejtun	30	37	42	50	39	45	49	48	34	44	41	37
	9. Fhal Ghaxaq, Fhal Kirkop, L-Imqabba, Il-Qrendi, Il-Gudja	16	24	24	16	17	18	21	21	18	20	18	13
		63	80	95	93	81	78	94	93	72	91	84	71
Western	10. Fhaż-Żebbug, Is-Siġġiewi, F'Attard	27	29	47	41	48	39	31	43	33	37	37	39
	11. Ir-Rabat, L-Imdina, Fhad-Dingli, L-Imtarfa	9	16	22	14	14	10	7	20	17	17	16	17
	12. Fhal Balzan, L-Iklin, Fhal Lija	11	7	11	10	21	16	9	10	11	13	16	18
		47	52	80	65	83	65	47	73	61	67	69	74
Northern	13. Fhal Gharghur, Il-Mosta, In-Naxxar	37	48	56	52	52	49	42	39	47	60	71	43
	14. Il-Mellieha, San Pawl il-Baħar, L-Imġarr	56	50	65	65	70	74	79	72	63	94	65	54
		93	98	121	117	122	123	121	111	110	154	136	97
Gozo and Comino	15. Il-Fontana, L-Għarb, L-Għasri, Ta' Kerċem, Il-Munxar, Ir-Rabat Ghawdex, San Lawrenz, Ta' Sannat, Iż-Żebbug	15	18	18	18	29	18	14	31	12	23	21	19
	16. Ghajnsielem and Comino, In-Nadur, Il-Qala, Ix-Xaghra, Ix-Xewkija	7	14	15	26	17	17	13	10	17	25	20	19
		22	32	33	44	46	35	27	41	29	48	41	38
	Unclassified	-	-	-	-	-	-	-	-	-	-	-	-
Total		427	519	562	558	586	512	544	573	486	649	633	532

Table 8. Number of promise of sale agreements by period of registration, district and cluster of localities

District	Cluster	2013											
		January	February	March	April	May	June	July	August	September	October	November	December
Southern Harbour	1. Valletta, Il-Furjana, Il-Marsa	8	14	6	14	12	13	13	11	7	16	10	12
	2. Santa Luċija, Hal Tarxien, Il-Fgura, Raġal Ġdid, Hal Luqa	25	27	41	38	37	30	35	33	39	42	43	34
	3. Il-Birgu, L-Isla, Bormla, Il-Kalkara, Haż-Żabbar, Ix-Xghajra	16	23	25	30	29	21	37	39	26	38	35	36
		49	64	72	82	78	64	85	83	72	96	88	82
Northern Harbour	4. Il-Hamrun, Tal-Pietà, Santa Venera, L-Imsida, Birkirkara, Hal Qormi	63	68	67	114	89	76	86	121	104	114	106	106
	5. Is-Swieqi, Pembroke, San Ġiljan, Tas-Sliema	56	80	76	95	119	83	93	100	121	99	117	85
	6. Il-Gżira, Ta' Xbiex, San Ġwann	17	26	26	25	40	24	29	24	22	35	34	33
		136	174	169	234	248	183	208	245	247	248	257	224
South Eastern	7. Birzebbuga, Hal Safi, Iz-Żurrieq	11	13	25	20	36	19	21	23	20	26	19	26
	8. Marsaxlokk, Marsaskala, Iz-Żejtun	36	34	35	57	47	40	54	47	40	44	55	47
	9. Hal Ghaxaq, Hal Kirkop, L-Imqabba, Il-Qrendi, Il-Gudja	15	24	17	27	13	20	10	20	12	9	20	22
		62	71	77	104	96	79	85	90	72	79	94	95
Western	10. Haż-Żebbug, Is-Siġġiewi, H'Attard	31	44	39	43	48	39	34	38	28	60	37	42
	11. Ir-Rabat, L-Imdina, Had-Dingli, L-Imtarfa	16	19	20	10	19	22	24	11	10	23	18	18
	12. Hal Balzan, L-Iklin, Hal Lija	10	13	13	15	20	8	16	20	13	18	27	12
		57	76	72	68	87	69	74	69	51	101	82	72
Northern	13. Hal Gharghur, Il-Mosta, In-Naxxar	48	68	35	61	67	51	61	56	51	68	67	62
	14. Il-Mellieha, San Pawl il-Baħar, L-Imġarr	36	71	57	87	89	73	89	75	72	93	86	60
		84	139	92	148	156	124	150	131	123	161	153	122
Gozo and Comino	15. Il-Fontana, L-Għarb, L-Għasri, Ta' Kerċem, Il-Munxar, Ir-Rabat Ghawdex, San Lawrenz, Ta' Sannat, Iz-Żebbug	15	20	16	24	22	17	22	24	22	37	25	16
	16. Ghajnsielem and Comino, In-Nadur, Il-Qala, Ix-Xaghra, Ix-Xewkija	14	20	24	17	13	23	15	18	28	24	19	25
		29	40	40	41	35	40	37	42	50	61	44	41
	Unclassified	-	-	-	-	-	-	-	-	-	-	-	-
Total		417	564	522	677	700	559	639	660	615	746	718	636

Table 8. Number of promise of sale agreements by period of registration, district and cluster of localities

District	Cluster	2014											
		January	February	March	April	May	June	July	August	September	October	November	December
Southern Harbour	1. Valletta, Il-Furjana, Il-Marsa	10	14	23	17	20	18	13	23	16	20	27	23
	2. Santa Luċija, Hal Tarxien, Il-Fgura, Raġal Ġdid, Hal Luqa	26	50	40	48	40	40	53	41	53	50	42	42
	3. Il-Birgu, L-Isla, Bormla, Il-Kalkara, Haż-Żabbar, Ix-Xghajra	30	44	38	42	35	39	47	26	47	57	36	43
		66	108	101	107	95	97	113	90	116	127	105	108
Northern Harbour	4. Il-Hamrun, Tal-Pietà, Santa Venera, L-Imnsida, Birkirkara, Hal Qormi	78	113	114	131	107	101	105	88	137	127	115	121
	5. Is-Swieqi, Pembroke, San Ġiljan, Tas-Sliema	76	100	117	102	90	103	93	107	94	140	121	106
	6. Il-Gżira, Ta' Xbiex, San Ġwann	28	39	46	40	54	45	43	54	41	53	49	32
		182	252	277	273	251	249	241	249	272	320	285	259
South Eastern	7. Birzebbuga, Hal Safi, Iz-Żurrieq	27	35	23	26	15	32	34	28	28	34	38	25
	8. Marsaxlokk, Marsaskala, Iz-Żejtun	35	63	68	61	76	51	50	58	56	81	33	42
	9. Hal Ghaxaq, Hal Kirkop, L-Imqabba, Il-Qrendi, Il-Gudja	17	26	21	25	23	15	27	17	23	26	26	19
		79	124	112	112	114	98	111	103	107	141	97	86
Western	10. Haż-Żebbug, Is-Siġġiewi, H'Attard	38	46	58	65	73	51	47	52	70	94	74	43
	11. Ir-Rabat, L-Imdina, Had-Dingli, L-Imtarfa	15	20	28	26	22	24	16	24	21	32	22	25
	12. Hal Balzan, L-Iklin, Hal Lija	12	16	12	20	20	19	24	15	22	21	14	16
		65	82	98	111	115	94	87	91	113	147	110	84
Northern	13. Hal Gharghur, Il-Mosta, In-Naxxar	79	86	62	85	68	66	74	62	72	85	71	72
	14. Il-Mellieha, San Pawl il-Baħar, L-Imġarr	56	78	106	110	124	104	107	90	112	112	100	91
		135	164	168	195	192	170	181	152	184	197	171	163
Gozo and Comino	15. Il-Fontana, L-Għarb, L-Għasri, Ta' Kerċem, Il-Munxar, Ir-Rabat Ghawdex, San Lawrenz, Ta' Sannat, Iz-Żebbug	22	14	30	30	28	32	24	29	25	30	26	22
	16. Ghajnsielem and Comino, In-Nadur, Il-Qala, Ix-Xaghra, Ix-Xewkija	18	7	20	25	22	19	16	18	35	27	18	21
		40	21	50	55	50	51	40	47	60	57	44	43
	Unclassified	1	-	-	-	-	-	1	1	-	-	-	
Total		568	751	806	853	817	759	774	733	852	989	812	743

Table 8. Number of promise of sale agreements by period of registration, district and cluster of localities

District	Cluster	2015											
		January	February	March	April	May	June	July	August	September	October	November	December
Southern Harbour	1. Valletta, Il-Furjana, Il-Marsa	15	21	25	21	25	33	21	16	13	25	23	15
	2. Santa Luċija, Fhal Tarxien, Il-Fgura, Raġal Ġdid, Fhal Luqa	50	65	61	66	42	79	26	28	56	48	52	46
	3. Il-Birgu, L-Isla, Bormla, Il-Kalkara, Fhaż-Żabbar, Ix-Xghajra	41	46	49	44	40	85	37	44	36	48	54	70
		106	132	135	131	107	197	84	88	105	121	129	131
Northern Harbour	4. Il-Hamrun, Tal-Pietà, Santa Venera, L-Imsida, Birkirkara, Fhal Qormi	96	125	160	171	157	257	106	107	108	178	172	182
	5. Is-Swieqi, Pembroke, San Ġiljan, Tas-Sliema	111	108	128	137	131	190	143	142	124	131	118	107
	6. Il-Gżira, Ta' Xbiex, San Ġwann	32	50	65	56	44	72	41	40	45	47	67	43
		239	283	353	364	332	519	290	289	277	356	357	332
South Eastern	7. Birżebbuġa, Fhal Safi, Iż-Żurrieq	15	34	47	31	26	46	32	31	31	47	42	36
	8. Marsaxlokk, Marsaskala, Iż-Żejtun	34	59	71	86	68	112	68	57	62	78	63	68
	9. Fhal Ghaxaq, Fhal Kirkop, L-Imqabba, Il-Qrendi, Il-Gudja	18	28	33	29	28	36	22	13	27	26	25	19
		67	121	151	146	122	194	122	101	120	151	130	123
Western	10. Fhaż-Żebbuġ, Is-Siġġiewi, F'Attard	55	88	87	62	63	98	51	46	53	91	76	72
	11. Ir-Rabat, L-Imdina, Fhad-Dingli, L-Imtarfa	20	29	31	23	28	50	19	24	20	30	30	39
	12. Fhal Balzan, L-Iklin, Fhal Lija	17	15	23	17	20	31	19	19	18	19	26	14
		92	132	141	102	111	179	89	89	91	140	132	125
Northern	13. Fhal Gharghur, Il-Mosta, In-Naxxar	49	98	110	92	75	113	68	75	83	100	101	104
	14. Il-Mellieħa, San Pawl il-Baħar, L-Imġarr	67	114	129	131	132	186	119	125	117	157	102	117
		116	212	239	223	207	299	187	200	200	257	203	221
Gozo and Comino	15. Il-Fontana, L-Għarb, L-Għasri, Ta' Kerċem, Il-Munxar, Ir-Rabat Ghawdex, San Lawrenz, Ta' Sannat, Iż-Żebbuġ	18	26	33	43	42	49	27	39	42	40	39	41
	16. Ghajnsielem and Comino, In-Nadur, Il-Qala, Ix-Xaghra, Ix-Xewkija	25	27	32	27	29	33	34	32	33	34	40	23
		43	53	65	70	71	82	61	71	75	74	79	64
	Unclassified	-	-	-	-	-	-	-	-	-	-	1	2
Total		663	933	1,084	1,036	950	1,470	833	838	868	1,099	1,031	998

Table 8. Number of promise of sale agreements by period of registration, district and cluster of localities

District	Cluster	2016											
		January	February	March	April	May	June	July	August	September	October	November	December
Southern Harbour	1. Valletta, Il-Furjana, Il-Marsa	16	24	28	22	24	28	15	30	15	19	21	22
	2. Santa Luċija, Hal Tarxien, Il-Fgura, Raġal Ġdid, Hal Luqa	47	60	59	77	81	64	55	80	71	71	85	82
	3. Il-Birgu, L-Isla, Bormla, Il-Kalkara, Haż-Żabbar, Ix-Xghajra	40	74	70	80	73	59	73	63	58	63	89	60
		103	158	157	179	178	151	143	173	144	153	195	164
Northern Harbour	4. Il-Hamrun, Tal-Pietà, Santa Venera, L-Imsida, Birkirkara, Hal Qormi	142	189	196	206	189	183	136	159	161	179	218	180
	5. Is-Swieqi, Pembroke, San Ġiljan, Tas-Sliema	87	142	119	141	169	129	89	126	110	135	208	159
	6. Il-Gżira, Ta' Xbiex, San Ġwann	50	40	45	67	48	48	40	57	66	49	54	51
		279	371	360	414	406	360	265	342	337	363	480	390
South Eastern	7. Birzebbuga, Hal Safi, Iz-Żurrieq	30	50	37	54	43	41	34	47	42	56	35	38
	8. Marsaxlokk, Marsaskala, Iz-Żejtun	49	95	89	95	109	99	81	99	86	87	119	93
	9. Hal Ghaxaq, Hal Kirkop, L-Imqabba, Il-Qrendi, Il-Gudja	17	38	37	37	34	36	41	29	27	36	33	34
		96	183	163	186	186	176	156	175	155	179	187	165
Western	10. Haż-Żebbug, Is-Siġġiewi, H'Attard	69	83	76	65	89	66	71	60	72	55	74	53
	11. Ir-Rabat, L-Imdina, Had-Dingli, L-Imtarfa	17	29	32	33	26	39	22	35	22	41	27	33
	12. Hal Balzan, L-Iklin, Hal Lija	21	23	32	27	25	17	24	16	26	17	23	16
		107	135	140	125	140	122	117	111	120	113	124	102
Northern	13. Hal Gharghur, Il-Mosta, In-Naxxar	70	90	99	110	101	109	80	107	92	92	103	78
	14. Il-Mellieha, San Pawl il-Baħar, L-Imġarr	95	145	170	142	160	169	126	195	162	137	154	110
		165	235	269	252	261	278	206	302	254	229	257	188
Gozo and Comino	15. Il-Fontana, L-Għarb, L-Għasri, Ta' Kerċem, Il-Munxar, Ir-Rabat Ghawdex, San Lawrenz, Ta' Sannat, Iz-Żebbug	25	38	37	36	38	47	38	33	43	44	46	35
	16. Ghajnsielem and Comino, In-Nadur, Il-Qala, Ix-Xaghra, Ix-Xewkija	18	37	31	50	38	32	29	38	40	44	58	25
		43	75	68	86	76	79	67	71	83	88	104	60
	Unclassified	-	-	-	-	1	1	1	-	-	3	4	1
Total		793	1,157	1,157	1,242	1,248	1,167	955	1,174	1,093	1,128	1,351	1,070

Table 8. Number of promise of sale agreements by period of registration, district and cluster of localities

District	Cluster	2017											
		January	February	March	April	May	June	July	August	September	October	November	December
Southern Harbour	1. Valletta, Il-Furjana, Il-Marsa	8	17	20	18	22	19	13	23	15	13	23	15
	2. Santa Luċija, Fhal Tarxien, Il-Fgura, Raġal Ġdid, Fhal Luqa	59	86	95	75	95	54	69	73	69	80	79	66
	3. Il-Birgu, L-Isla, Bormla, Il-Kalkara, Fhaż-Żabbar, Ix-Xghajra	44	67	86	73	54	53	60	64	84	103	86	48
		111	170	201	166	171	126	142	160	168	196	188	129
Northern Harbour	4. Il-Hamrun, Tal-Pietà, Santa Venera, L-Imsida, Birkirkara, Fhal Qormi	161	188	234	167	181	138	140	193	169	229	188	161
	5. Is-Swieqi, Pembroke, San Ġiljan, Tas-Sliema	91	100	123	91	112	95	92	103	105	124	121	100
	6. Il-Gżira, Ta' Xbiex, San Ġwann	38	52	76	48	50	51	53	64	40	64	78	38
		290	340	433	306	343	284	285	360	314	417	387	299
South Eastern	7. Birzebbuga, Fhal Safi, Iż-Żurrieq	24	41	56	37	58	44	61	52	36	50	66	52
	8. Marsaxlokk, Marsaskala, Iż-Żejtun	72	78	109	68	98	41	92	93	71	103	80	79
	9. Fhal Ghaxaq, Fhal Kirkop, L-Imqabba, Il-Qrendi, Il-Gudja	33	25	30	32	37	19	20	21	36	28	33	24
		129	144	195	137	193	104	173	166	143	181	179	155
Western	10. Fhaż-Żebbug, Is-Siġġiewi, F'Attard	62	61	106	71	69	51	54	86	74	78	71	42
	11. Ir-Rabat, L-Imdina, Fhad-Dingli, L-Imtarfa	16	21	43	31	26	28	32	32	29	33	45	34
	12. Fhal Balzan, L-Iklin, Fhal Lija	28	20	35	14	18	18	29	20	19	27	21	13
		106	102	184	116	113	97	115	138	122	138	137	89
Northern	13. Fhal Gharghur, Il-Mosta, In-Naxxar	69	104	133	76	81	70	72	80	69	96	106	81
	14. Il-Mellieha, San Pawl il-Baħar, L-Imġarr	114	126	178	153	155	123	141	165	128	173	158	158
		183	230	311	229	236	193	213	245	197	269	264	239
Gozo and Comino	15. Il-Fontana, L-Għarb, L-Għasri, Ta' Kerċem, Il-Munxar, Ir-Rabat Ghawdex, San Lawrenz, Ta' Sannat, Iż-Żebbug	41	41	52	60	50	48	45	41	61	91	48	50
	16. Ghajnsielem and Comino, In-Nadur, Il-Qala, Ix-Xaghra, Ix-Xewkija	37	43	32	40	44	51	38	50	58	49	59	49
		78	84	84	100	94	99	83	91	119	140	107	99
	Unclassified	1	5	1	-	2	2	2	5	7	1	1	-
Total		898	1,075	1,409	1,054	1,152	905	1,013	1,165	1,070	1,342	1,263	1,010

Table 8. Number of promise of sale agreements by period of registration, district and cluster of localities

District	Cluster	2018											
		January	February	March	April	May	June	July	August	September	October	November	December
Southern Harbour	1. Valletta, Il-Furjana, Il-Marsa	13	20	19	26	30	17	16	12	18	18	17	21
	2. Santa Luċija, Hal Tarxien, Il-Fgura, Raġal Ġdid, Hal Luqa	69	77	107	93	96	67	76	84	68	123	91	83
	3. Il-Birgu, L-Isla, Bormla, Il-Kalkara, Haż-Żabbar, Ix-Xghajra	53	59	59	79	82	61	65	46	70	77	78	58
		135	156	185	198	208	145	157	142	156	218	186	162
Northern Harbour	4. Il-Hamrun, Tal-Pietà, Santa Venera, L-Imsida, Birkirkara, Hal Qormi	171	242	241	207	237	181	194	199	205	248	187	139
	5. Is-Swieqi, Pembroke, San Ġiljan, Tas-Sliema	90	87	134	109	115	107	83	83	67	110	114	58
	6. Il-Gżira, Ta' Xbiex, San Ġwann	46	59	76	62	79	47	87	70	38	80	65	56
		307	388	451	378	431	335	364	352	310	438	366	253
South Eastern	7. Birzebbuga, Hal Safi, Iz-Żurrieq	52	54	70	76	86	61	97	67	66	100	80	57
	8. Marsaxlokk, Marsaskala, Iz-Żejtun	71	69	100	89	106	84	79	80	83	111	70	74
	9. Hal Ghaxaq, Hal Kirkop, L-Imqabba, Il-Qrendi, Il-Gudja	34	21	44	34	35	37	24	44	27	27	31	21
		157	144	214	199	227	182	200	191	176	238	181	152
Western	10. Haż-Żebbug, Is-Siġġiewi, H'Attard	53	72	106	87	85	69	70	70	71	99	67	63
	11. Ir-Rabat, L-Imdina, Had-Dingli, L-Imtarfa	33	38	41	35	25	35	34	19	22	23	30	22
	12. Hal Balzan, L-Iklin, Hal Lija	19	35	30	25	22	17	17	23	15	25	25	17
		105	145	177	147	132	121	121	112	108	147	122	102
Northern	13. Hal Gharghur, Il-Mosta, In-Naxxar	77	107	113	104	108	82	72	86	91	112	88	87
	14. Il-Mellieha, San Pawl il-Baħar, L-Imġarr	121	159	171	164	174	141	176	137	135	188	141	114
		198	266	284	268	282	223	248	223	226	300	229	201
Gozo and Comino	15. Il-Fontana, L-Għarb, L-Għasri, Ta' Kerċem, Il-Munxar, Ir-Rabat Ghawdex, San Lawrenz, Ta' Sannat, Iz-Żebbug	35	75	73	63	75	79	75	91	109	112	80	74
	16. Ghajnsielem and Comino, In-Nadur, Il-Qala, Ix-Xaghra, Ix-Xewkija	35	46	62	57	65	78	63	98	90	110	59	64
		70	121	135	120	140	157	138	189	199	222	139	138
	Unclassified	-	1	1	-	2	1	-	-	-	-	-	
Total		972	1,221	1,447	1,310	1,422	1,164	1,228	1,209	1,175	1,563	1,223	1,008

Table 8. Number of promise of sale agreements by period of registration, district and cluster of localities

District	Cluster	2019											
		January	February	March	April	May	June	July	August	September	October	November	December
Southern Harbour	1. Valletta, Il-Furjana, Il-Marsa	12	20	8	21	22	23	16	20	10	9	12	15
	2. Santa Luċija, Fhal Tarxien, Il-Fgura, Raġal Ġdid, Fhal Luqa	64	91	79	89	84	63	71	72	59	95	87	50
	3. Il-Birgu, L-Isla, Bormla, Il-Kalkara, Fhaż-Żabbar, Ix-Xghajra	35	66	62	56	63	57	60	48	53	48	47	49
		111	177	149	166	169	143	147	140	122	152	146	114
Northern Harbour	4. Il-Hamrun, Tal-Pietà, Santa Venera, L-Imsida, Birkirkara, Fhal Qormi	123	161	169	192	181	153	138	134	133	135	133	112
	5. Is-Swieqi, Pembroke, San Ġiljan, Tas-Sliema	68	92	82	95	97	84	92	69	81	91	52	59
	6. Il-Gżira, Ta' Xbiex, San Ġwann	49	47	62	68	54	52	52	27	26	31	37	35
		240	300	313	355	332	289	282	230	240	257	222	206
South Eastern	7. Birzebbuga, Fhal Safi, Iż-Żurrieq	65	62	67	49	32	39	44	37	34	58	50	33
	8. Marsaxlokk, Marsaskala, Iż-Żejtun	52	76	96	82	82	63	75	57	50	69	52	34
	9. Fhal Ghaxaq, Fhal Kirkop, L-Imqabba, Il-Qrendi, Il-Gudja	21	27	29	33	31	17	21	8	18	19	12	24
		138	165	192	164	145	119	140	102	102	146	114	91
Western	10. Fhaż-Żebbug, Is-Siġġiewi, F'Attard	65	62	89	60	51	59	42	58	43	50	28	37
	11. Ir-Rabat, L-Imdina, Fhad-Dingli, L-Imtarfa	7	22	27	21	19	14	16	32	20	18	20	18
	12. Fhal Balzan, L-Iklin, Fhal Lija	20	21	19	16	25	16	19	18	14	12	19	10
		92	105	135	97	95	89	77	108	77	80	67	65
Northern	13. Fhal Gharghur, Il-Mosta, In-Naxxar	56	85	96	76	76	65	50	63	55	59	67	49
	14. Il-Mellieha, San Pawl il-Baħar, L-Imġarr	85	115	153	115	118	109	104	84	90	101	66	76
		141	200	249	191	194	174	154	147	145	160	133	125
Gozo and Comino	15. Il-Fontana, L-Għarb, L-Għasri, Ta' Kerċem, Il-Munxar, Ir-Rabat Ghawdex, San Lawrenz, Ta' Sannat, Iż-Żebbug	56	83	76	100	99	81	72	69	92	100	54	50
	16. Ghajnsielem and Comino, In-Nadur, Il-Qala, Ix-Xaghra, Ix-Xewkija	82	75	81	82	111	82	78	87	77	79	60	60
		138	158	157	182	210	163	150	156	169	179	114	110
	Unclassified	-	7	1	-	-	-	-	-	-	-	-	-
Total		860	1,112	1,196	1,155	1,145	977	950	883	855	974	796	711

Table 8. Number of promise of sale agreements by period of registration, district and cluster of localities

District	Cluster	2020											
		January	February	March	April	May	June	July	August	September	October	November	December
Southern Harbour	1. Valletta, Il-Furjana, Il-Marsa	9	14	9	3	3	13	11	14	10	15	13	15
	2. Santa Luċija, Hal Tarxien, Il-Fgura, Raġal Ġdid, Hal Luqa	53	76	83	31	48	88	118	90	77	103	84	83
	3. Il-Birgu, L-Isla, Bormla, Il-Kalkara, Haż-Żabbar, Ix-Xghajra	53	59	68	20	23	46	88	69	64	57	61	64
		115	149	160	54	74	147	217	173	151	175	158	162
Northern Harbour	4. Il-Hamrun, Tal-Pietà, Santa Venera, L-Imsida, Birkirkara, Hal Qormi	117	159	148	51	83	153	191	132	149	189	136	146
	5. Is-Swieqi, Pembroke, San Ġiljan, Tas-Sliema	55	52	68	14	36	70	83	56	76	96	107	119
	6. Il-Gżira, Ta' Xbiex, San Ġwann	38	50	44	22	14	34	54	42	60	51	51	47
		210	261	260	87	133	257	328	230	285	336	294	312
South Eastern	7. Birzebbuga, Hal Safi, Iz-Żurrieq	25	52	36	9	36	61	51	50	44	54	49	41
	8. Marsaxlokk, Marsaskala, Iz-Żejtun	47	64	68	21	34	68	89	68	60	87	66	89
	9. Hal Ghaxaq, Hal Kirkop, L-Imqabba, Il-Qrendi, Il-Gudja	13	21	23	3	17	30	49	27	47	46	24	25
		85	137	127	33	87	159	189	145	151	187	139	155
Western	10. Haż-Żebbug, Is-Siġġiewi, H'Attard	45	45	41	16	42	67	85	56	66	70	59	50
	11. Ir-Rabat, L-Imdina, Had-Dingli, L-Imtarfa	21	15	16	9	12	24	27	26	27	22	22	19
	12. Hal Balzan, L-Iklin, Hal Lija	14	21	12	1	8	14	25	30	13	23	21	19
		80	81	69	26	62	105	137	112	106	115	102	88
Northern	13. Hal Gharghur, Il-Mosta, In-Naxxar	71	56	65	19	38	51	142	109	79	122	92	91
	14. Il-Mellieha, San Pawl il-Baħar, L-Imġarr	111	104	108	29	53	120	153	134	113	171	111	123
		182	160	173	48	91	171	295	243	192	293	203	214
Gozo and Comino	15. Il-Fontana, L-Għarb, L-Għasri, Ta' Kerċem, Il-Munxar, Ir-Rabat Ghawdex, San Lawrenz, Ta' Sannat, Iz-Żebbug	32	52	58	8	32	54	99	87	88	101	67	137
	16. Ghajnsielem and Comino, In-Nadur, Il-Qala, Ix-Xaghra, Ix-Xewkija	50	52	45	13	32	68	101	84	81	93	79	76
		82	104	103	21	64	122	200	171	169	194	146	213
	Unclassified	-	-	-	-	-	-	-	-	-	-	-	-
Total		754	892	892	269	511	961	1,366	1,074	1,054	1,300	1,042	1,144

Table 8. Number of promise of sale agreements by period of registration, district and cluster of localities

District	Cluster	2021											
		January	February	March	April	May	June	July	August	September	October	November	December
Southern Harbour	1. Valletta, Il-Furjana, Il-Marsa	12	19	20	22	34	15	21	15	10	24	22	44
	2. Santa Luċija, Fhal Tarxien, Il-Fgura, Raġal Ġdid, Fhal Luqa	76	98	116	117	117	83	93	67	85	92	97	161
	3. Il-Birgu, L-Isla, Bormla, Il-Kalkara, Fhaż-Żabbar, Ix-Xghajra	56	81	73	77	70	58	68	50	32	61	69	105
		144	198	209	216	221	156	182	132	127	177	188	310
Northern Harbour	4. Il-Hamrun, Tal-Pietà, Santa Venera, L-Imsida, Birkirkara, Fhal Qormi	116	211	205	216	234	167	144	115	120	158	187	321
	5. Is-Swieqi, Pembroke, San Ġiljan, Tas-Sliema	90	105	158	110	102	79	100	75	89	85	87	239
	6. Il-Gżira, Ta' Xbiex, San Ġwann	48	54	75	54	60	50	33	46	64	40	49	115
		254	370	438	380	396	296	277	236	273	283	323	675
South Eastern	7. Birzebbuga, Fhal Safi, Iż-Żurrieq	51	46	84	66	54	45	46	53	42	38	60	99
	8. Marsaxlokk, Marsaskala, Iż-Żejtun	75	107	136	125	113	89	54	53	68	82	83	149
	9. Fhal Ghaxaq, Fhal Kirkop, L-Imqabba, Il-Qrendi, Il-Gudja	23	34	36	34	46	20	34	17	29	31	39	63
		149	187	256	225	213	154	134	123	139	151	182	311
Western	10. Fhaż-Żebbug, Is-Siġġiewi, F'Attard	62	80	103	72	85	46	59	48	61	61	59	121
	11. Ir-Rabat, L-Imdina, Fhad-Dingli, L-Imtarfa	22	32	43	38	26	25	21	24	17	28	33	44
	12. Fhal Balzan, L-Iklin, Fhal Lija	18	36	49	48	40	23	17	19	23	19	36	34
		102	148	195	158	151	94	97	91	101	108	128	199
Northern	13. Fhal Gharghur, Il-Mosta, In-Naxxar	86	130	134	75	85	89	79	57	58	58	111	152
	14. Il-Mellieha, San Pawl il-Baħar, L-Imġarr	98	163	200	169	186	153	133	115	113	128	152	335
		184	293	334	244	271	242	212	172	171	186	263	487
Gozo and Comino	15. Il-Fontana, L-Għarb, L-Għasri, Ta' Kerċem, Il-Munxar, Ir-Rabat Ghawdex, San Lawrenz, Ta' Sannat, Iż-Żebbug	90	76	107	105	103	116	101	71	88	89	63	147
	16. Ghajnsielem and Comino, In-Nadur, Il-Qala, Ix-Xaghra, Ix-Xewkija	57	78	109	100	122	107	98	63	89	96	104	144
		147	154	216	205	225	223	199	134	177	185	167	291
	Unclassified	-	-	-	-	-	-	-	-	-	-	-	-
Total		980	1,350	1,648	1,428	1,477	1,165	1,101	888	988	1,090	1,251	2,273

Table 8. Number of promise of sale agreements by period of registration, district and cluster of localities

District	Cluster	2022											
		January	February	March	April	May	June	July	August	September	October	November	December
Southern Harbour	1. Valletta, Il-Furjana, Il-Marsa	15	12	16	16	20	18	13	16	17	28	20	13
	2. Santa Luċija, Fhal Tarxien, Il-Fgura, Raġal Ġdid, Fhal Luqa	51	67	102	64	96	79	75	76	76	93	84	85
	3. Il-Birgu, L-Isla, Bormla, Il-Kalkara, Fhaż-Żabbar, Ix-Xghajra	23	57	58	52	62	58	65	60	55	64	63	86
		89	136	176	132	178	155	153	152	148	185	167	184
Northern Harbour	4. Il-Hamrun, Tal-Pietà, Santa Venera, L-Imsida, Birkirkara, Fhal Qormi	111	163	177	177	197	175	139	156	148	204	199	189
	5. Is-Swieqi, Pembroke, San Ġiljan, Tas-Sliema	53	72	93	78	82	82	87	75	89	99	104	70
	6. Il-Gżira, Ta' Xbiex, San Ġwann	29	46	56	36	46	44	55	33	41	52	52	66
		193	281	326	291	325	301	281	264	278	355	355	325
South Eastern	7. Birżebbuġa, Fhal Safi, Iż-Żurrieq	26	39	57	52	46	40	44	41	34	37	40	46
	8. Marsaxlokk, Marsaskala, Iż-Żejtun	44	82	62	59	70	74	63	59	63	98	82	49
	9. Fhal Ghaxaq, Fhal Kirkop, L-Imqabba, Il-Qrendi, Il-Gudja	11	39	30	33	29	22	26	30	38	39	33	31
		81	160	149	144	145	136	133	130	135	174	155	126
Western	10. Fhaż-Żebbuġ, Is-Siġġiewi, F'Attard	36	59	79	50	58	79	37	51	52	57	57	33
	11. Ir-Rabat, L-Imdina, Fhad-Dingli, L-Imtarfa	18	15	26	25	42	34	22	21	18	25	27	31
	12. Fhal Balzan, L-Iklin, Fhal Lija	12	20	19	21	25	16	14	20	22	32	13	14
		66	94	124	96	125	129	73	92	92	114	97	78
Northern	13. Fhal Gharghur, Il-Mosta, In-Naxxar	33	64	74	72	83	56	66	61	45	75	82	71
	14. Il-Mellieħa, San Pawl il-Baħar, L-Imġarr	92	92	133	141	156	159	120	112	135	139	129	130
		125	156	207	213	239	215	186	173	180	214	211	201
Gozo and Comino	15. Il-Fontana, L-Għarb, L-Għasri, Ta' Kerċem, Il-Munxar, Ir-Rabat Ghawdex, San Lawrenz, Ta' Sannat, Iż-Żebbuġ	59	60	67	71	52	56	68	57	59	76	92	43
	16. Ghajnsielem and Comino, In-Nadur, Il-Qala, Ix-Xaghra, Ix-Xewkija	50	79	63	69	61	95	61	50	82	80	78	45
		109	139	130	140	113	151	129	107	141	156	170	88
	Unclassified	-	-	-	-	-	-	-	-	-	-	-	-
Total		663	966	1,112	1,016	1,125	1,087	955	918	974	1,198	1,155	1,002

Table 8. Number of promise of sale agreements by period of registration, district and cluster of localities

District	Cluster	2023				
		January	February	March	April	May
Southern Harbour	1. Valletta, Il-Furjana, Il-Marsa	19	19	18	10	25
	2. Santa Luċija, Hal Tarxien, Il-Fgura, Raġal Ġdid, Hal Luqa	66	79	84	74	109
	3. Il-Birgu, L-Isla, Bormla, Il-Kalkara, Haż-Żabbar, Ix-Xghajra	74	66	60	74	61
		159	164	162	158	195
Northern Harbour	4. Il-Hamrun, Tal-Pietà, Santa Venera, L-Imsida, Birkirkara, Hal Qormi	162	171	179	164	185
	5. Is-Swieqi, Pembroke, San Ġiljan, Tas-Sliema	72	97	124	91	125
	6. Il-Gżira, Ta' Xbiex, San Ġwann	34	44	66	50	63
		268	312	369	305	373
South Eastern	7. Birzebbuga, Hal Safi, Iż-Żurrieq	23	48	56	45	58
	8. Marsaxlokk, Marsaskala, Iż-Żejtun	67	63	88	79	98
	9. Hal Ghaxaq, Hal Kirkop, L-Imqabba, Il-Qrendi, Il-Gudja	27	37	38	27	35
		117	148	182	151	191
Western	10. Haż-Żebbug, Is-Siġġiewi, H'Attard	51	56	64	55	42
	11. Ir-Rabat, L-Imdina, Had-Dingli, L-Imtarfa	22	26	21	26	38
	12. Hal Balzan, L-Iklin, Hal Lija	16	13	30	25	40
		89	95	115	106	120
Northern	13. Hal Gharghur, Il-Mosta, In-Naxxar	72	77	77	71	78
	14. Il-Mellieha, San Pawl il-Baħar, L-Imġarr	107	115	124	152	180
		179	192	201	223	258
Gozo and Comino	15. Il-Fontana, L-Għarb, L-Għasri, Ta' Kerċem, Il-Munxar, Ir-Rabat Ghawdex, San Lawrenz, Ta' Sannat, Iż-Żebbug	54	59	77	67	90
	16. Ghajnsielem and Comino, In-Nadur, Il-Qala, Ix-Xaghra, Ix-Xewkija	54	63	66	51	77
		108	122	143	118	167
	Unclassified	-	-	-	-	-
Total		920	1,033	1,172	1,061	1,304

Table 9. Number of promise of sale agreements by period of registration and locality

Locality	2005											
	January	February	March	April	May	June	July	August	September	October	November	December
Valletta	2	1	1	5	5	1	2	4	1	5	2	6
L-Imdina	-	-	-	1	-	-	-	1	-	-	-	-
Il-Birgu	1	1	3	2	-	1	6	-	2	2	2	-
L-Isla	-	1	3	2	1	1	-	-	2	1	3	1
Bormla	4	-	3	4	1	4	4	-	-	1	4	3
Hal Qormi	31	26	21	20	14	14	15	18	14	17	39	15
Haż-Żebbuġ	12	3	12	14	9	4	9	7	5	10	22	18
Haż-Żabbar	17	30	26	23	23	14	21	9	12	12	21	14
Is-Siġġiewi	2	7	6	6	13	9	9	5	4	6	6	10
Iż-Żejtun	8	8	9	18	7	7	4	7	5	8	12	14
Ir-Rabat, Ghawdex	9	9	5	10	7	3	4	7	11	10	10	8
Attard	6	6	7	16	10	8	11	10	14	11	16	8
Hal Balzan	9	4	4	3	4	3	10	-	8	5	8	4
Birkirkara	20	40	39	37	41	30	39	35	37	31	37	31
Birżebbuġa	3	7	13	11	11	7	7	12	9	9	14	6
Had-Dingli	1	-	1	3	1	4	3	3	2	1	4	2
Il-Fgura	4	16	23	22	10	20	7	14	17	14	11	12
Il-Furjana	1	2	2	1	3	1	-	1	2	-	3	2
Il-Fontana	-	-	2	4	3	2	1	-	4	2	1	3
Il-Gudja	1	-	2	1	4	-	1	2	-	5	2	1
Il-Gżira	9	13	20	16	5	14	9	7	4	17	18	15
Għajnsielem and Comino	8	14	6	7	7	7	8	25	14	6	3	3
L-Għarb	1	1	1	2	9	1	3	3	7	5	4	3
Hal Għarghur	6	5	6	10	6	2	7	1	3	2	8	10
L-Għasri	-	-	1	4	-	1	1	1	1	-	3	1
Hal Għaxaq	2	3	4	4	2	6	2	6	1	1	2	5
Il-Hamrun	5	12	8	11	6	8	8	9	8	5	12	12
L-Iklin	1	3	1	4	3	2	-	2	6	-	2	2
Il-Kalkara	2	3	7	4	2	4	4	2	-	2	8	1
Ta' Kerċem	5	3	1	4	2	6	2	6	6	2	2	1
Hal Kirkop	3	-	3	3	-	1	2	-	2	5	1	1
Hal Lija	2	-	4	6	-	3	2	1	2	7	5	6
Hal Luqa	1	6	1	4	1	7	2	2	5	2	1	3
Il-Marsa	3	3	3	5	1	2	1	3	2	2	7	3
Marsaskala	20	25	28	36	31	16	22	29	92	63	33	16
Marsaxlokk	3	2	3	6	3	1	2	2	1	2	11	3
Il-Mellieha	18	22	13	21	19	36	16	16	17	21	34	11
L-Imġarr	11	2	3	2	3	9	6	5	3	1	7	6
Il-Mosta	23	12	26	28	33	14	26	20	26	18	31	22
L-Imqabba	-	3	2	2	5	1	-	1	1	-	2	2
L-Imsida	12	18	30	16	24	16	14	19	14	24	30	22
Il-Munxar	3	2	2	4	2	2	1	2	1	3	4	-
In-Nadur	-	10	5	4	4	5	6	11	3	10	3	2
In-Naxxar	10	8	19	18	25	26	17	21	19	15	22	21
Raħal Ġdid	5	5	14	12	13	10	7	8	5	9	8	4
Pembroke	-	-	-	-	2	-	-	-	-	-	1	1
Tal-Pietà	6	6	13	11	3	4	5	11	10	6	8	7
Il-Qala	5	8	15	5	7	8	4	4	11	3	7	3
Il-Qrendi	2	2	3	1	4	1	1	2	-	2	4	2
Ir-Rabat	6	15	13	9	17	16	17	12	15	6	14	6
Hal Safi	2	3	-	1	1	2	3	1	2	2	2	-
San Ġiljan	19	17	29	36	24	23	33	19	23	27	29	21
San Ġwann	9	8	9	7	19	9	7	10	7	12	16	7
San Lawrenz	-	1	-	-	-	-	1	1	4	2	3	4
San Pawl Il-Baħar	53	49	94	71	67	61	54	67	63	62	79	47
Ta' Sannat	2	8	1	2	7	4	3	4	3	2	4	3
Santa Luċija	2	2	-	1	-	1	1	-	1	-	-	1
Santa Venera	11	7	9	6	9	10	5	12	5	6	12	7
Tas-Sliema	17	28	34	38	25	23	41	42	26	29	56	42
Is-Swieqi	6	17	12	13	22	9	19	12	22	28	37	22
Ta' Xbiex	4	1	-	-	4	1	-	1	1	23	-	1
Hal Tarxien	7	4	8	10	10	4	7	11	8	5	12	6
Ix-Xagħra	3	3	7	9	6	9	9	6	7	7	10	5
Ix-Xewkija	1	3	1	2	-	1	-	10	5	2	2	-
Ix-Xgħajra	2	2	4	3	3	3	1	2	1	4	2	2
Iż-Żebbuġ	3	4	10	13	11	9	11	9	9	15	13	12
Iż-Żurrieq	7	9	6	11	9	10	10	11	13	13	11	14
L-Imtarfa	2	1	-	1	1	3	2	1	-	2	-	1
Unclassified	-	-	-	-	-	-	-	-	-	-	-	-
Total	453	534	661	686	624	544	555	585	628	630	800	547

Table 9. Number of promi

Locality	2006											
	January	February	March	April	May	June	July	August	September	October	November	December
Valletta	1	3	2	4	2	2	4	3	3	7	5	9
L-Imdina	-	-	-	-	-	-	-	-	-	-	-	-
Il-Birgu	-	1	3	1	1	2	3	1	3	5	3	4
L-Isla	5	3	6	3	-	7	5	4	6	6	2	-
Bormla	-	2	2	4	5	-	2	4	-	4	6	2
Hal Qormi	19	18	22	18	30	17	20	25	18	32	23	23
Faż-Żebbuġ	10	14	19	14	23	18	16	12	16	22	16	12
Faż-Żabbar	13	21	22	20	22	11	19	20	20	27	19	23
Is-Siġġiewi	6	5	10	8	9	7	6	11	7	11	13	7
Iż-Żejtun	3	7	17	15	13	5	12	13	17	29	14	19
Ir-Rabat, Ghawdex	11	14	19	15	4	5	17	7	14	10	10	9
Attard	11	15	19	15	25	15	18	9	19	18	11	10
Hal Balzan	5	3	6	6	3	7	6	6	4	6	7	5
Birkirkara	26	34	38	36	43	36	23	32	40	50	25	47
Birżebbuġa	4	3	12	10	13	8	11	5	9	9	14	13
Had-Dingli	1	5	9	3	3	4	2	4	5	3	5	4
Il-Fgura	9	17	19	16	16	10	14	19	17	21	18	27
Il-Furjana	1	-	2	1	1	4	2	3	2	2	3	3
Il-Fontana	1	-	2	5	4	4	3	1	4	1	1	1
Il-Gudja	-	2	4	1	4	3	4	-	3	2	4	2
Il-Gżira	9	16	19	19	28	21	13	20	14	30	22	29
Għajnsielem and Comino	4	3	5	9	14	5	6	14	11	9	9	3
L-Għarb	2	1	3	2	2	4	2	4	3	2	6	6
Hal Għarghur	3	3	5	7	7	1	5	1	2	3	8	2
L-Għasri	1	-	3	3	1	-	-	3	-	3	4	-
Hal Għaxaq	5	4	3	3	7	4	8	3	4	7	6	3
Il-Hamrun	16	10	12	20	11	8	9	13	19	20	17	19
L-Iklin	3	3	4	4	4	1	2	3	1	2	3	2
Il-Kalkara	5	1	3	2	8	7	3	2	5	1	4	3
Ta' Kerċem	4	5	1	1	5	3	4	1	3	2	2	2
Hal Kirkop	2	2	5	1	1	2	1	-	2	-	4	-
Hal Lija	3	8	4	4	3	4	2	8	6	6	7	7
Hal Luqa	3	1	2	6	1	3	2	4	5	8	2	6
Il-Marsa	3	4	7	1	6	2	7	4	5	4	7	3
Marsaskala	30	38	42	34	33	32	28	34	25	41	34	42
Marsaxlokk	5	2	6	5	7	4	1	13	2	3	6	1
Il-Mellieha	12	32	30	20	22	11	18	20	16	34	27	28
L-Imġarr	5	7	25	12	9	12	7	5	3	5	6	14
Il-Mosta	18	29	20	24	17	31	31	28	28	30	42	31
L-Imqabba	3	4	2	2	3	2	5	2	1	5	2	2
L-Imsida	23	25	36	23	19	29	19	15	18	18	24	20
Il-Munxar	-	2	2	2	1	5	8	6	6	8	9	1
In-Nadur	3	6	3	5	4	5	1	2	6	15	10	3
In-Naxxar	12	20	21	18	22	9	16	28	20	23	18	23
Rahal Ġdid	6	2	8	6	7	15	11	9	9	9	10	10
Pembroke	-	1	1	1	-	1	2	-	-	1	1	3
Tal-Pietà	6	14	12	13	12	3	7	3	3	6	4	6
Il-Qala	8	3	9	5	4	6	1	4	7	5	17	9
Il-Qrendi	1	2	2	2	4	3	-	-	2	6	2	-
Ir-Rabat	4	6	23	12	16	6	11	12	10	17	15	20
Hal Safi	2	-	2	2	4	1	3	-	3	2	4	1
San Ġiljan	15	25	32	19	17	30	23	27	24	30	29	30
San Ġwann	8	13	18	11	9	8	8	14	12	11	12	17
San Lawrenz	3	1	-	1	3	4	3	3	2	2	1	-
San Pawl Il-Baħar	41	52	56	68	86	73	62	59	44	67	63	49
Ta' Sannat	-	2	2	2	6	2	2	7	5	3	5	1
Santa Luċija	-	1	1	-	1	2	-	-	-	-	-	1
Santa Venera	4	5	14	8	12	13	12	10	5	14	17	9
Tas-Sliema	26	39	35	49	52	39	43	24	38	36	56	40
Is-Swieqi	11	25	15	19	13	27	18	16	16	10	19	14
Ta' Xbiex	3	7	10	5	3	3	3	1	1	2	2	1
Hal Tarxien	4	13	10	5	4	11	10	13	13	14	13	11
Ix-Xagħra	6	7	8	9	8	6	17	16	17	15	22	13
Ix-Xewkija	1	6	4	2	1	3	3	10	7	9	8	5
Ix-Xgħajra	2	1	5	1	7	6	7	3	3	5	6	4
Iż-Żebbuġ	6	10	7	13	7	7	13	22	14	8	16	7
Iż-Żurrieq	7	8	12	8	5	12	15	16	9	21	20	15
L-Imtarfa	-	3	4	2	2	-	1	-	-	1	3	2
Unclassified	-	-	-	-	-	-	-	-	-	-	-	-
Total	464	639	786	685	739	651	660	681	656	838	823	738

Table 9. Number of promi

Locality	2007											
	January	February	March	April	May	June	July	August	September	October	November	December
Valletta	8	5	8	1	6	7	3	3	6	11	6	7
L-Imdina	-	-	-	-	-	-	-	-	-	-	-	1
Il-Birgu	4	6	6	2	3	3	1	2	3	2	2	3
L-Isla	2	5	1	8	3	3	4	2	5	3	4	1
Bormla	-	9	6	5	5	5	5	4	8	2	8	5
Hal Qormi	21	25	32	28	31	14	34	17	28	22	16	24
Haż-Żebbuġ	16	21	18	9	12	11	10	8	13	11	13	8
Haż-Żabbar	14	16	21	25	24	11	18	14	17	22	16	18
Is-Siġġiewi	5	9	19	17	11	3	6	7	10	11	4	13
Iż-Żejtun	12	12	15	19	20	12	11	10	13	18	13	10
Ir-Rabat, Ghawdex	4	5	9	8	3	6	7	4	8	4	9	4
Attard	15	9	15	10	16	12	11	11	14	18	10	14
Hal Balzan	7	15	12	10	5	2	10	16	9	6	11	8
Birkirkara	23	32	40	35	33	36	31	28	28	23	31	25
Birzebbuga	9	22	18	17	20	29	34	8	16	15	9	9
Had-Dingli	6	8	5	7	3	6	5	5	6	1	-	5
Il-Fgura	17	19	18	19	17	13	36	22	15	17	18	21
Il-Furjana	1	1	1	2	3	-	-	3	2	2	-	3
Il-Fontana	4	-	3	1	1	3	1	1	5	2	2	-
Il-Gudja	3	4	4	2	3	-	7	1	3	5	-	1
Il-Gżira	9	30	18	14	21	12	27	15	12	16	23	19
Għajnsielem and Comino	5	3	8	4	10	16	5	8	1	5	8	4
L-Għarb	1	7	5	4	2	6	4	6	2	1	3	3
Hal Gharghur	3	6	5	5	5	5	4	3	4	5	7	3
L-Għasri	-	1	1	-	-	2	1	-	1	2	-	3
Hal Ghaxaq	4	4	8	2	9	-	4	2	1	3	2	8
Il-Hamrun	13	23	19	18	10	9	12	5	3	8	5	15
L-Iklin	3	6	3	1	-	-	3	2	1	-	1	1
Il-Kalkara	4	7	3	2	4	3	2	2	1	2	4	1
Ta' Kerċem	3	4	5	1	2	-	6	4	3	4	1	-
Hal Kirkop	1	2	1	4	2	1	-	-	-	-	-	-
Hal Lija	2	10	3	3	3	3	3	7	4	5	4	2
Hal Luqa	7	2	5	2	5	3	2	6	5	3	5	2
Il-Marsa	6	5	3	8	5	6	5	8	3	7	1	1
Marsaskala	21	39	40	37	35	33	43	30	20	27	24	31
Marsaxlokk	-	2	6	3	1	1	2	6	2	1	1	6
Il-Mellieha	17	21	25	27	20	32	27	25	23	19	16	13
L-Imġarr	4	3	9	4	7	9	4	7	8	6	5	3
Il-Mosta	16	51	41	35	39	36	25	17	32	26	31	18
L-Imqabba	1	4	5	2	5	5	4	6	2	1	4	1
L-Imsida	18	23	38	19	22	14	19	25	31	23	19	20
Il-Munxar	2	6	5	6	7	1	4	1	2	2	2	3
In-Nadur	7	4	3	9	2	9	6	11	3	2	4	4
In-Naxxar	22	30	14	32	20	14	21	31	31	24	25	18
Raħal Ġdid	9	9	4	11	12	19	14	10	4	8	9	13
Pembroke	1	-	1	1	1	-	-	1	1	1	1	1
Tal-Pietà	5	7	8	6	8	5	10	3	4	9	5	2
Il-Qala	7	2	6	6	12	5	11	6	10	3	9	2
Il-Qrendi	2	-	3	2	-	4	2	2	4	5	2	4
Ir-Rabat	13	19	11	17	16	4	20	20	12	7	21	13
Hal Safi	1	4	3	-	5	-	-	-	-	2	-	1
San Ġiljan	28	23	18	29	18	32	64	54	26	42	25	39
San Ġwann	10	12	11	10	10	5	11	6	11	12	14	14
San Lawrenz	2	3	-	4	2	2	2	1	3	-	3	1
San Pawl Il-Baħar	50	79	59	84	78	55	62	81	59	57	56	40
Ta' Sannat	5	5	2	6	2	1	3	2	2	6	3	3
Santa Luċija	-	-	1	1	-	-	-	-	1	-	1	1
Santa Venera	6	8	21	7	15	6	8	11	10	9	2	11
Tas-Sliema	35	35	36	36	145	76	54	51	45	54	34	32
Is-Swieqi	14	28	15	20	13	6	24	13	13	21	11	9
Ta' Xbiex	8	7	5	7	1	3	2	1	2	2	1	2
Hal Tarxien	8	12	14	8	9	12	12	3	5	18	13	9
Ix-Xagħra	12	7	11	20	11	7	12	8	9	16	14	16
Ix-Xewkija	4	2	6	5	5	5	5	3	1	1	-	2
Ix-Xgħajra	6	4	4	4	7	1	5	2	2	2	3	1
Iż-Żebbuġ	11	7	10	14	10	11	5	9	11	13	11	9
Iż-Żurrieq	2	13	16	12	13	6	9	14	7	15	9	16
L-Imtarfa	-	-	1	-	1	1	-	1	1	1	-	1
Unclassified	-	-	-	-	-	-	-	-	-	-	-	-
Total	579	802	790	777	849	662	802	695	647	691	614	601

Table 9. Number of promi

Locality	2008											
	January	February	March	April	May	June	July	August	September	October	November	December
Valletta	4	6	7	4	8	-	1	4	3	2	9	7
L-Imdina	-	-	-	-	-	-	-	-	-	1	-	-
Il-Birgu	1	1	3	4	4	1	1	3	1	1	3	3
L-Isla	1	2	-	2	2	2	4	3	-	2	-	1
Bormla	4	3	3	4	4	2	2	2	4	3	3	5
Hal Qormi	22	17	12	19	16	15	15	10	12	15	16	15
Haż-Żebbuġ	8	19	8	24	10	17	11	10	18	15	13	10
Haż-Żabbar	20	17	19	28	33	17	17	17	12	21	16	16
Is-Siġġiewi	2	13	9	10	7	7	3	9	9	11	8	6
Iż-Żejtun	5	13	10	15	22	13	6	10	13	15	16	12
Ir-Rabat, Ghawdex	6	9	3	6	6	8	4	4	2	7	3	5
Attard	9	12	17	5	17	12	14	8	14	13	7	9
Hal Balzan	3	8	4	8	7	15	10	-	6	10	2	1
Birkirkara	27	33	22	25	30	29	31	17	35	32	19	24
Birżebbuġa	5	11	7	6	16	10	15	11	12	9	7	10
Had-Dingli	5	3	5	7	3	7	7	2	2	1	2	2
Il-Fgura	15	16	15	19	21	19	18	10	19	20	12	6
Il-Furjana	2	1	-	-	-	1	3	1	1	1	1	1
Il-Fontana	2	-	1	4	2	1	3	3	-	-	-	1
Il-Gudja	1	1	1	7	7	4	3	4	-	2	2	4
Il-Gżira	30	17	12	28	30	12	18	7	12	18	12	13
Għajnsielem and Comino	4	5	3	2	12	10	3	3	8	6	1	3
L-Għarb	4	1	2	1	6	2	2	1	4	4	1	1
Hal Għarghur	4	5	4	5	4	4	7	2	2	3	5	7
L-Għasri	-	1	-	-	1	1	-	-	3	-	-	-
Hal Għaxaq	4	3	8	2	8	4	2	8	6	9	3	7
Il-Hamrun	12	15	14	10	19	12	14	14	7	14	6	12
L-Iklin	2	-	2	-	3	1	4	-	2	1	-	-
Il-Kalkara	-	4	-	1	1	2	3	2	-	2	4	4
Ta' Kerċem	2	2	1	1	4	3	1	3	-	-	3	-
Hal Kirkop	-	-	1	1	1	-	3	-	4	-	-	2
Hal Lija	3	7	1	4	2	-	4	3	4	2	3	6
Hal Luqa	3	4	9	5	4	2	7	5	7	3	6	3
Il-Marsa	1	6	3	6	7	10	6	4	4	4	7	3
Marsaskala	16	30	18	29	38	31	40	18	20	25	25	21
Marsaxlokk	2	1	3	3	3	3	2	1	4	5	9	3
Il-Mellieha	15	12	11	23	16	20	12	13	10	15	19	12
L-Imġarr	7	12	7	5	11	3	5	3	8	4	2	4
Il-Mosta	23	34	22	32	29	24	18	18	21	17	16	25
L-Imqabba	-	2	2	3	2	3	1	5	3	2	4	4
L-Imsida	16	18	5	17	16	8	12	9	19	17	11	12
Il-Munxar	2	2	4	1	2	3	2	1	-	1	-	3
In-Nadur	2	5	4	3	4	2	2	6	2	5	6	4
In-Naxxar	19	17	13	38	18	25	32	14	17	28	19	19
Raħal Ġdid	11	4	8	10	6	7	8	7	4	5	8	3
Pembroke	2	1	1	1	-	-	2	-	-	3	-	-
Tal-Pietà	2	10	2	10	11	14	11	10	11	9	4	5
Il-Qala	-	2	4	4	6	5	1	2	6	4	4	3
Il-Qrendi	3	2	2	5	4	4	3	2	4	4	1	1
Ir-Rabat	8	13	10	18	13	13	16	11	6	11	4	11
Hal Safi	-	-	1	1	2	1	-	-	-	3	-	2
San Ġiljan	17	15	15	31	23	32	20	13	16	15	18	16
San Ġwann	14	10	2	10	11	3	10	8	9	7	11	6
San Lawrenz	-	2	-	-	1	1	3	1	-	-	-	1
San Pawl Il-Baħar	43	52	38	50	57	55	52	50	51	41	38	30
Ta' Sannat	1	-	3	4	2	4	-	-	2	2	2	3
Santa Luċija	-	-	-	-	-	-	-	-	-	1	1	1
Santa Venera	10	10	7	14	9	21	10	8	10	11	17	7
Tas-Sliema	25	35	29	40	39	39	36	33	24	36	23	28
Is-Swieqi	12	8	20	20	21	20	10	20	14	25	9	22
Ta' Xbiex	2	4	-	-	5	1	2	3	1	4	4	3
Hal Tarxien	5	6	9	14	8	7	8	6	10	4	10	12
Ix-Xagħra	4	11	8	21	5	7	8	7	4	5	2	11
Ix-Xewkija	1	3	2	3	2	1	-	4	4	8	1	2
Ix-Xgħajra	-	2	3	6	4	7	3	3	2	2	1	2
Iż-Żebbuġ	8	5	5	12	8	6	8	6	12	12	6	4
Iż-Żurrieq	8	17	14	19	16	9	12	16	8	21	8	9
L-Imtarfa	-	1	-	-	2	3	3	-	-	1	-	-
Unclassified	-	-	-	1	-	1	-	-	-	-	-	-
Total	489	601	478	711	711	626	594	478	528	600	473	488

Table 9. Number of promi

Locality	2009											
	January	February	March	April	May	June	July	August	September	October	November	December
Valletta	1	5	5	5	5	7	6	5	4	4	3	4
L-Imdina	-	-	-	-	1	-	-	-	-	1	-	-
Il-Birgu	1	1	2	3	-	1	2	-	-	2	3	7
L-Isla	2	-	2	5	-	1	-	-	1	1	2	2
Bormla	1	4	4	4	3	3	1	-	5	1	1	5
Hal Qormi	17	23	19	22	22	14	15	8	13	12	22	18
Haż-Żebbuġ	15	9	14	15	10	9	14	5	12	10	10	13
Haż-Żabbar	26	25	24	26	21	16	24	19	13	18	24	20
Is-Siġġiewi	1	6	4	13	6	3	10	6	5	5	8	7
Iż-Żejtun	14	11	15	15	14	13	13	18	13	15	12	3
Ir-Rabat, Ghawdex	7	7	-	4	5	6	6	1	2	3	7	7
Attard	6	18	23	21	18	21	18	16	8	12	19	23
Hal Balzan	7	8	10	2	9	8	5	2	3	6	6	6
Birkirkara	26	21	28	29	25	10	25	30	18	26	30	37
Birżebbuġa	8	7	8	8	9	7	9	10	13	12	9	11
Had-Dingli	1	2	4	1	7	1	1	1	4	2	3	7
Il-Fgura	13	13	16	19	18	15	17	5	16	23	12	9
Il-Furjana	2	3	-	-	2	4	1	1	2	1	2	1
Il-Fontana	-	-	1	1	1	2	1	-	1	-	3	-
Il-Gudja	4	2	2	3	2	4	4	-	-	7	3	5
Il-Gżira	13	9	18	14	21	21	11	20	13	15	22	15
Għajnsielem and Comino	3	5	3	5	2	2	7	4	6	5	3	3
L-Għarb	-	-	3	7	1	2	3	4	2	2	2	1
Hal Gharghur	1	6	9	11	4	9	12	5	6	2	5	4
L-Għasri	1	-	1	-	1	-	-	-	1	1	1	-
Hal Ghaxaq	2	3	5	4	8	6	3	5	5	5	5	9
Il-Hamrun	7	7	19	15	9	9	4	3	6	12	11	15
L-Iklin	3	1	1	3	-	-	1	1	2	2	1	6
Il-Kalkara	2	1	3	1	3	2	-	5	4	5	1	1
Ta' Kerċem	1	-	1	4	3	2	2	-	-	5	4	3
Hal Kirkop	3	-	2	2	2	3	1	1	1	2	-	2
Hal Lija	2	4	8	2	3	1	4	4	3	3	5	3
Hal Luqa	3	6	6	8	6	6	7	5	4	4	9	9
Il-Marsa	2	3	5	4	4	4	6	2	9	3	4	4
Marsaskala	22	21	38	23	27	27	35	43	21	25	26	26
Marsaxlokk	1	3	3	5	3	1	1	5	7	6	7	3
Il-Mellieha	6	13	18	17	15	14	10	18	20	23	11	11
L-Imġarr	3	7	6	6	3	5	5	3	9	9	8	4
Il-Mosta	19	23	31	36	31	39	40	28	28	37	30	20
L-Imqabba	2	-	3	2	5	6	3	2	4	3	1	2
L-Imsida	8	15	13	23	12	24	22	9	17	22	15	11
Il-Munxar	-	-	3	-	3	5	3	3	1	6	4	3
In-Nadur	2	1	4	3	4	5	2	7	1	5	6	9
In-Naxxar	19	9	22	22	17	21	20	13	13	24	16	31
Raħal Ġdid	5	10	8	8	9	15	6	7	6	8	11	8
Pembroke	-	-	1	-	1	1	-	-	1	1	3	2
Tal-Pietà	9	7	14	6	3	10	7	8	7	7	7	5
Il-Qala	-	3	2	5	2	5	3	7	5	3	3	5
Il-Qrendi	4	5	2	4	1	4	7	2	3	10	3	7
Ir-Rabat	6	6	17	12	18	9	12	7	9	11	18	10
Hal Safi	2	1	-	2	1	-	-	1	2	-	-	1
San Ġiljan	5	14	16	24	23	20	25	20	23	35	22	21
San Ġwann	4	5	6	10	10	6	8	10	4	9	5	11
San Lawrenz	1	-	3	1	4	1	-	-	1	-	2	-
San Pawl Il-Baħar	28	30	56	54	51	49	46	36	52	38	41	35
Ta' Sannat	2	3	1	2	2	1	3	-	4	-	8	4
Santa Luċija	1	-	2	1	2	-	-	-	-	-	1	-
Santa Venera	5	9	13	23	7	8	12	9	8	16	8	7
Tas-Sliema	17	28	28	25	32	44	32	34	21	32	35	22
Is-Swieqi	15	12	13	21	17	14	19	13	11	12	12	12
Ta' Xbiex	1	2	5	5	3	2	1	2	1	2	2	3
Hal Tarxien	5	6	11	11	15	11	11	7	6	9	12	9
Ix-Xagħra	4	4	4	5	10	1	3	4	4	6	2	4
Ix-Xewkija	1	3	3	4	2	2	1	4	4	3	3	1
Ix-Xgħajra	1	1	1	4	4	-	2	6	-	4	-	-
Iż-Żebbuġ	3	1	6	5	6	5	2	4	2	3	9	6
Iż-Żurrieq	8	16	7	19	10	11	15	11	24	19	14	13
L-Imtarfa	1	-	-	-	-	2	-	-	4	1	-	-
Unclassified	-	-	-	-	-	-	-	-	-	-	-	-
Total	405	468	625	664	598	580	589	509	518	616	597	566

Table 9. Number of promi

Locality	2010											
	January	February	March	April	May	June	July	August	September	October	November	December
Valletta	3	3	7	4	7	4	7	1	-	6	4	6
L-Imdina	-	-	-	1	-	-	1	-	-	-	-	-
Il-Birgu	-	-	3	-	2	-	-	1	1	-	-	2
L-Isla	1	3	1	3	2	2	1	2	3	4	4	-
Bormla	3	5	2	1	6	4	3	4	2	2	8	3
Hal Qormi	11	22	16	21	16	15	17	17	20	27	21	18
Faż-Żebbuġ	8	14	15	12	10	7	11	14	11	12	13	13
Faż-Żabbar	23	35	36	23	30	22	27	21	24	19	26	16
Is-Siġġiewi	5	7	12	11	7	8	6	7	3	15	6	7
Iż-Żejtun	4	17	17	17	18	6	5	11	13	15	11	6
Ir-Rabat, Ghawdex	3	5	2	8	3	5	2	4	4	7	4	3
Attard	9	20	21	23	23	16	18	14	13	22	27	15
Hal Balzan	5	6	3	10	4	6	3	7	6	9	7	1
Birkirkara	21	31	40	19	22	30	23	32	23	29	27	27
Birzebbuga	7	14	12	11	12	5	14	8	10	7	5	3
Had-Dingli	3	2	7	3	7	4	5	9	3	3	2	3
Il-Fgura	8	15	21	13	19	12	14	14	5	12	18	14
Il-Furjana	-	1	1	3	2	1	-	1	-	2	1	-
Il-Fontana	-	1	-	1	1	-	-	-	-	1	3	2
Il-Gudja	3	4	4	4	6	2	5	2	2	5	1	3
Il-Gżira	19	12	23	17	10	13	12	14	20	22	17	15
Għajnsielem and Comino	5	6	8	5	4	4	2	2	2	3	6	5
L-Għarb	-	4	3	-	3	-	1	3	3	2	1	-
Hal Gharghur	3	7	6	2	4	10	2	4	2	6	6	9
L-Għasri	1	1	3	-	-	1	-	-	-	1	3	1
Hal Ghaxaq	7	6	11	10	12	6	7	4	6	5	7	4
Il-Hamrun	6	8	9	2	3	12	11	5	14	15	10	4
L-Iklin	-	1	1	2	-	1	2	4	1	1	1	1
Il-Kalkara	1	7	2	3	1	1	2	2	2	4	2	5
Ta' Kerċem	4	7	1	1	3	3	1	1	-	-	2	1
Hal Kirkop	1	-	2	-	-	-	4	-	3	-	2	1
Hal Lija	7	4	1	10	6	3	2	3	8	1	6	-
Hal Luqa	6	3	4	2	11	6	5	6	7	9	2	7
Il-Marsa	1	9	7	6	1	4	5	3	2	1	4	-
Marsaskala	17	24	24	28	30	32	28	22	24	32	18	27
Marsaxlokk	2	4	-	2	2	1	3	4	2	6	5	9
Il-Mellieha	10	13	14	16	14	11	14	12	13	19	24	9
L-Imġarr	8	7	8	7	7	4	9	8	7	5	4	13
Il-Mosta	28	19	35	37	21	24	16	24	36	28	28	23
L-Imqabba	3	2	3	7	2	2	2	1	2	2	1	3
L-Imsida	5	18	12	13	19	12	12	7	19	10	16	14
Il-Munxar	3	1	5	2	5	5	1	4	5	2	1	1
In-Nadur	2	1	3	3	3	3	3	3	2	6	5	4
In-Naxxar	23	28	26	22	10	23	19	16	16	32	23	17
Rahal Ġdid	5	5	10	11	11	9	3	8	7	9	6	4
Pembroke	1	-	-	-	1	-	1	1	1	2	2	-
Tal-Pietà	5	8	8	3	4	7	3	2	1	1	5	3
Il-Qala	4	3	8	3	1	3	4	3	2	4	6	13
Il-Qrendi	6	2	4	1	5	2	2	3	5	2	5	5
Ir-Rabat	9	11	10	16	9	9	9	9	7	16	10	16
Hal Safi	-	1	2	2	3	-	1	3	3	1	1	5
San Ġiljan	9	37	13	18	28	31	27	17	17	31	33	29
San Ġwann	5	7	15	13	6	13	8	3	9	12	19	17
San Lawrenz	1	2	-	-	1	-	-	-	1	-	2	2
San Pawl Il-Baħar	29	42	51	38	44	28	32	44	43	48	47	36
Ta' Sannat	4	5	1	4	3	1	1	2	5	3	5	5
Santa Luċija	-	1	1	-	-	1	1	1	-	1	2	-
Santa Venera	8	12	7	12	8	8	9	9	6	5	2	8
Tas-Sliema	20	33	42	39	27	30	24	41	36	33	36	43
Is-Swieqi	12	15	17	17	12	22	18	8	10	24	21	19
Ta' Xbiex	-	2	2	1	1	1	1	2	2	2	1	2
Hal Tarxien	4	15	8	9	8	6	8	9	7	9	8	8
Ix-Xagħra	3	4	12	4	6	4	1	12	7	1	5	9
Ix-Xewkija	7	-	-	2	6	-	1	1	1	-	1	3
Ix-Xgħajra	2	2	1	2	1	5	2	3	-	5	1	-
Iż-Żebbuġ	4	6	11	6	15	11	8	8	8	5	3	2
Iż-Żurrieq	8	7	18	10	10	17	11	12	14	16	15	11
L-Imtarfa	-	1	1	-	2	2	2	-	2	-	-	1
Unclassified	-	-	-	-	-	-	-	-	-	-	-	-
Total	425	618	673	596	580	540	502	522	533	639	618	556

Table 9. Number of promi

Locality	2011											
	January	February	March	April	May	June	July	August	September	October	November	December
Valletta	4	7	5	6	2	4	3	3	1	5	4	6
L-Imdina	1	-	-	-	-	-	1	-	-	-	-	1
Il-Birgu	3	4	3	2	2	1	3	3	4	2	1	1
L-Isla	4	-	1	5	1	3	9	5	-	2	1	3
Bormla	4	4	4	4	2	5	2	4	1	3	3	1
Hal Qormi	10	15	18	22	17	18	14	16	16	10	13	16
Faż-Żebbuġ	9	14	20	15	11	9	11	7	7	13	8	12
Faż-Żabbar	17	16	26	19	26	12	14	22	13	22	14	16
Is-Siġġiewi	9	6	6	5	9	12	7	7	6	7	11	2
Iż-Żejtun	9	11	7	12	8	5	8	11	14	5	9	15
Ir-Rabat, Ghawdex	1	3	1	5	3	3	2	1	2	4	5	1
Attard	16	21	19	21	24	20	18	24	17	18	16	26
Hal Balzan	4	7	8	11	9	6	3	4	4	7	9	3
Birkirkara	23	29	45	27	21	17	25	21	16	26	20	31
Birzebbuga	3	11	12	10	8	8	7	15	13	7	3	8
Had-Dingli	1	1	6	3	5	5	3	5	3	3	1	5
Il-Fgura	14	25	16	26	15	12	9	8	19	11	7	10
Il-Furjana	4	3	4	-	1	7	-	2	1	1	2	2
Il-Fontana	-	1	-	3	2	1	-	-	-	1	1	-
Il-Gudja	2	6	2	1	3	5	2	3	3	6	2	3
Il-Gżira	14	11	19	14	9	14	11	16	15	15	13	9
Għajnsielem and Comino	6	3	6	-	4	2	6	3	7	4	1	1
L-Għarb	2	1	-	1	2	4	-	2	-	1	3	4
Hal Gharghur	4	7	5	9	7	8	8	6	5	8	6	9
L-Għasri	-	-	1	3	1	-	1	-	2	-	1	-
Hal Ghaxaq	8	9	6	3	14	7	8	6	7	5	4	3
Il-Hamrun	9	10	6	9	4	10	15	10	12	8	10	7
L-Iklin	2	3	2	1	-	3	1	2	5	1	2	4
Il-Kalkara	6	2	6	2	2	1	-	1	-	2	2	3
Ta' Kerċem	-	-	1	-	-	-	3	1	1	2	2	1
Hal Kirkop	3	2	3	5	1	2	-	3	2	3	1	1
Hal Lija	-	2	10	3	7	5	5	4	2	1	4	5
Hal Luqa	9	4	10	3	3	10	2	5	3	6	10	4
Il-Marsa	3	2	2	6	3	4	5	3	5	4	3	4
Marsaskala	19	29	37	31	18	10	24	16	24	27	26	10
Marsaxlokk	3	-	5	6	6	1	7	3	3	3	10	6
Il-Mellieha	6	11	24	21	16	18	16	16	16	13	14	12
L-Imġarr	8	3	7	9	7	17	7	5	9	3	15	6
Il-Mosta	17	27	37	26	26	28	29	28	47	29	29	21
L-Imqabba	-	2	2	7	2	1	2	3	4	4	7	3
L-Imsida	15	17	14	13	7	9	11	15	8	15	18	12
Il-Munxar	1	-	1	3	3	4	3	3	6	3	1	5
In-Nadur	2	2	6	5	2	7	4	2	6	3	4	1
In-Naxxar	17	15	21	9	26	20	14	15	11	24	22	17
Rahal Ġdid	3	5	3	7	10	10	3	11	8	12	6	6
Pembroke	1	1	3	-	1	1	-	-	-	2	-	1
Tal-Pietà	4	4	9	1	4	5	5	6	5	11	4	2
Il-Qala	2	7	3	3	1	1	1	4	4	4	3	3
Il-Qrendi	1	2	3	4	2	3	1	1	3	2	4	4
Ir-Rabat	7	13	9	15	7	7	4	6	8	9	9	10
Hal Safi	2	3	-	-	1	2	-	2	-	1	-	3
San Ġiljan	31	20	28	31	16	18	31	23	26	20	27	19
San Ġwann	2	20	9	11	9	10	7	9	11	11	13	7
San Lawrenz	-	-	-	-	1	-	1	2	-	-	4	2
San Pawl Il-Baħar	31	46	57	37	39	41	37	47	50	43	54	29
Ta' Sannat	4	3	4	-	1	4	3	2	6	1	2	1
Santa Luċija	-	-	1	1	2	-	-	1	1	3	1	1
Santa Venera	6	14	13	4	7	5	5	6	11	6	8	15
Tas-Sliema	26	33	50	37	34	25	30	36	35	43	40	35
Is-Swieqi	15	18	13	14	19	12	21	13	17	18	28	22
Ta' Xbiex	1	1	4	3	4	-	2	3	2	3	1	1
Hal Tarxien	-	13	15	4	12	6	6	5	11	8	7	13
Ix-Xagħra	5	6	3	4	9	4	1	6	11	5	3	3
Ix-Xewkija	2	5	3	-	2	2	1	1	2	5	2	6
Ix-Xgħajra	-	3	2	2	3	2	3	2	1	-	1	-
Iż-Żebbuġ	-	5	3	6	5	4	7	7	10	5	4	4
Iż-Żurrieq	2	18	23	13	11	6	11	17	8	11	17	10
L-Imtarfa	-	-	-	2	2	1	2	-	2	2	1	-
Unclassified	-	1	-	-	-	-	-	-	-	-	-	-
Total	437	587	692	585	541	507	505	539	572	562	577	507

Table 9. Number of promi

Locality	2012											
	January	February	March	April	May	June	July	August	September	October	November	December
Valletta	5	3	6	1	4	7	6	6	3	6	4	6
L-Imdina	1	-	-	-	-	-	-	-	-	-	-	-
Il-Birgu	-	1	3	1	1	4	2	-	1	6	-	1
L-Isla	1	1	1	2	3	1	1	1	2	4	2	3
Bormla	2	3	1	4	1	2	3	4	2	6	5	4
Hal Qormi	13	17	16	17	16	9	23	15	17	18	17	14
Faż-Żebbuġ	6	15	14	13	15	13	11	12	13	7	15	18
Faż-Żabbar	14	21	18	18	9	15	13	23	9	19	27	16
Is-Siġġiewi	9	4	16	15	16	6	5	18	6	8	12	6
Iż-Żejtun	9	11	10	9	10	9	14	16	9	11	6	8
Ir-Rabat, Ghawdex	5	3	4	6	7	5	2	8	2	5	8	5
Attard	12	10	17	13	17	20	15	13	14	22	10	15
Hal Balzan	7	3	3	8	5	10	5	5	7	9	8	10
Birkirkara	17	41	28	19	29	20	24	31	19	29	26	21
Birżebbuġa	4	7	9	15	9	6	10	12	11	11	9	5
Had-Dingli	3	7	1	7	4	2	2	5	3	6	5	3
Il-Fgura	14	8	9	15	10	12	8	6	12	13	13	16
Il-Furjana	2	1	3	4	-	1	1	4	-	-	1	2
Il-Fontana	1	2	1	-	1	-	2	1	1	1	-	-
Il-Gudja	4	4	6	2	1	2	1	4	3	2	2	2
Il-Gżira	9	7	12	7	14	14	12	8	13	14	18	10
Għajnsielem and Comino	2	5	2	4	5	-	1	2	3	7	4	2
L-Għarb	2	1	1	2	1	-	3	4	-	2	5	3
Hal Għarghur	8	8	7	4	8	7	6	5	3	13	8	-
L-Għasri	1	-	-	-	-	4	-	1	-	-	-	1
Hal Għaxaq	4	9	8	4	12	7	10	4	8	9	6	5
Il-Hamrun	1	5	12	10	8	7	7	9	8	7	9	8
L-Iklin	1	1	3	1	9	5	2	1	2	4	2	3
Il-Kalkara	-	1	3	2	2	3	2	2	1	1	3	1
Ta' Kerċem	1	3	1	2	-	1	3	-	2	1	-	-
Hal Kirkop	-	2	2	4	4	3	2	-	1	2	5	-
Hal Lija	3	3	5	1	7	1	2	4	2	-	6	5
Hal Luqa	1	7	5	2	2	4	2	6	1	7	7	5
Il-Marsa	3	3	4	2	2	4	7	2	2	5	6	2
Marsaskala	16	21	28	35	23	30	26	26	20	31	25	23
Marsaxlokk	5	5	4	6	6	6	9	6	5	2	10	6
Il-Mellieha	11	8	17	13	18	19	24	16	11	27	18	13
L-Imġarr	8	3	5	3	8	6	8	5	5	6	7	2
Il-Mosta	15	24	30	28	22	19	21	19	24	23	37	26
L-Imqabba	5	6	6	4	-	3	3	7	2	3	2	3
L-Imsida	14	8	10	11	21	7	10	16	11	18	17	11
Il-Munxar	3	2	1	1	4	2	3	4	5	1	2	1
In-Nadur	1	1	2	3	3	7	3	1	3	2	1	2
In-Naxxar	14	16	19	20	22	23	15	15	20	24	26	17
Raħal Ġdid	6	15	8	3	7	6	4	6	3	5	9	6
Pembroke	1	-	-	1	-	-	2	-	-	-	1	2
Tal-Pietà	1	7	4	6	5	2	5	4	2	7	6	2
Il-Qala	2	4	4	4	2	4	2	3	5	3	3	2
Il-Qrendi	3	3	2	2	-	3	5	6	4	4	3	3
Ir-Rabat	5	8	19	7	8	8	5	14	13	11	10	14
Hal Safi	-	2	1	-	1	2	2	-	-	4	1	2
San Ġiljan	25	18	14	18	29	21	24	27	24	20	26	39
San Ġwann	15	9	11	12	10	12	5	13	10	13	12	11
San Lawrenz	2	-	1	1	-	-	-	2	-	1	1	1
San Pawl Il-Baħar	37	39	43	49	44	49	47	51	47	61	40	39
Ta' Sannat	-	3	1	2	6	3	-	2	1	5	1	4
Santa Luċija	1	1	-	-	-	-	-	2	1	1	2	2
Santa Venera	7	10	8	10	9	11	25	10	17	10	18	10
Tas-Sliema	26	29	36	33	35	29	38	31	28	35	38	30
Is-Swieqi	14	19	13	33	20	11	22	16	20	32	21	20
Ta' Xbiex	2	3	1	1	5	-	2	3	2	3	5	4
Hal Tarxien	7	14	5	5	11	8	6	9	5	10	9	5
Ix-Xagħra	1	1	6	15	5	5	5	3	6	10	9	11
Ix-Xewkija	1	3	1	-	2	1	2	1	-	3	3	2
Ix-Xgħajra	1	5	2	2	1	1	1	1	1	-	1	1
Iż-Żebbuġ	-	4	8	4	10	3	1	9	1	7	4	4
Iż-Żurrieq	13	10	19	12	15	7	12	12	9	12	15	14
L-Imtarfa	-	1	2	-	2	-	-	1	1	-	1	-
Unclassified	-	-	-	-	-	-	-	-	-	-	-	-
Total	427	519	562	558	586	512	544	573	486	649	633	532

Table 9. Number of promi

Locality	2013											
	January	February	March	April	May	June	July	August	September	October	November	December
Valletta	3	7	3	9	5	6	4	3	4	11	7	7
L-Imdina	1	-	-	-	-	-	-	-	-	-	-	-
Il-Birgu	-	1	-	-	1	1	-	3	3	-	2	4
L-Isla	1	1	-	4	3	3	1	3	1	2	6	3
Bormla	2	5	2	2	2	4	8	3	5	3	2	1
Hal Qormi	11	20	8	26	11	14	10	15	21	18	14	18
Faż-Żebbuġ	10	17	14	14	14	9	13	12	7	19	13	21
Faż-Żabbar	13	10	17	13	14	10	23	24	16	29	21	24
Is-Siġġiewi	6	10	3	8	7	13	2	8	10	17	10	6
Iż-Żejtun	5	16	6	11	11	9	13	6	11	15	10	9
Ir-Rabat, Ghawdex	6	4	6	5	4	6	5	3	2	9	6	6
Attard	15	17	22	21	27	17	19	18	11	24	14	15
Hal Balzan	5	7	7	11	10	2	9	12	6	10	12	9
Birkirkara	30	18	29	40	43	20	34	36	41	49	43	36
Birżebbuġa	7	6	16	10	19	6	7	8	8	10	9	8
Had-Dingli	4	4	2	1	3	3	4	2	2	7	3	2
Il-Fgura	14	12	11	12	14	12	6	15	16	13	14	7
Il-Furjana	3	1	1	-	4	4	3	3	1	2	3	1
Il-Fontana	-	-	3	-	1	-	3	2	1	1	-	-
Il-Gudja	3	4	-	-	4	2	-	3	-	1	5	1
Il-Gżira	7	14	11	10	26	12	14	9	11	16	19	15
Għajnsielem and Comino	1	3	5	7	3	1	1	1	11	6	4	5
L-Għarb	-	-	2	3	1	2	4	1	4	1	3	1
Hal Għarghur	9	14	2	5	6	6	8	6	5	10	8	5
L-Għasri	-	1	1	-	1	-	-	-	2	1	1	1
Hal Għaxaq	4	6	7	10	4	9	4	4	7	3	8	9
Il-Hamrun	3	7	9	8	2	11	12	8	11	10	9	8
L-Iklin	-	4	1	3	4	2	3	2	4	2	4	1
Il-Kalkara	-	4	5	4	5	3	3	3	-	4	2	2
Ta' Kerċem	-	-	-	2	1	-	3	1	2	2	1	1
Hal Kirkop	1	6	2	5	-	3	1	3	1	-	2	5
Hal Lija	5	2	5	1	6	4	4	6	3	6	11	2
Hal Luqa	3	-	7	4	4	3	13	5	7	7	6	11
Il-Marsa	2	6	2	5	3	3	6	5	2	3	-	4
Marsaskala	29	13	24	42	35	27	36	39	25	21	41	29
Marsaxlokk	2	5	5	4	1	4	5	2	4	8	4	9
Il-Mellieha	8	18	10	22	24	19	13	21	12	15	20	17
L-Imġarr	5	11	13	8	9	5	7	7	7	14	11	7
Il-Mosta	24	34	17	36	33	26	28	27	18	35	27	29
L-Imqabba	3	5	5	4	5	3	1	4	1	3	1	-
L-Imsida	8	7	9	10	13	13	18	44	14	16	14	19
Il-Munxar	1	1	-	6	5	2	2	5	1	4	1	-
In-Nadur	5	9	7	1	5	4	3	4	3	2	5	9
In-Naxxar	15	20	16	20	28	19	25	23	28	23	32	28
Raħal Ġdid	4	6	9	11	11	8	7	5	5	9	8	11
Pembroke	-	3	5	6	1	-	2	1	-	2	-	-
Tal-Pietà	6	5	1	6	5	6	5	1	2	6	7	2
Il-Qala	3	4	4	-	1	5	2	2	5	2	4	5
Il-Qrendi	4	3	3	8	-	3	4	6	3	2	4	7
Ir-Rabat	8	14	12	3	12	17	16	9	8	12	12	15
Hal Safi	-	1	-	2	2	3	-	1	1	3	-	2
San Ġiljan	5	20	19	27	41	33	30	30	38	32	29	21
San Ġwann	7	10	12	12	11	8	9	14	8	15	9	17
San Lawrenz	1	1	-	-	-	1	-	4	-	3	1	1
San Pawl Il-Baħar	23	42	34	57	56	49	69	47	53	64	55	36
Ta' Sannat	1	5	2	1	3	1	2	2	1	2	4	1
Santa Luċija	-	2	2	-	-	-	3	2	-	2	2	2
Santa Venera	5	11	11	24	15	12	7	17	15	15	19	23
Tas-Sliema	23	32	31	40	56	34	45	48	56	49	72	39
Is-Swieqi	28	25	21	22	21	16	16	21	27	16	16	25
Ta' Xbiex	3	2	3	3	3	4	6	1	3	4	6	1
Hal Tarxien	4	7	12	11	8	7	6	6	11	11	13	3
Ix-Xagħra	4	3	4	5	4	10	7	6	8	8	3	4
Ix-Xewkija	1	1	4	4	-	3	2	5	1	6	3	2
Ix-Xgħajra	-	2	1	7	4	-	2	3	1	-	2	2
Iż-Żebbuġ	6	8	2	7	6	5	3	6	9	14	8	5
Iż-Żurrieq	4	6	9	8	15	10	14	14	11	13	10	16
L-Imtarfa	3	1	6	6	4	2	4	-	-	4	3	1
Unclassified	-	-	-	-	-	-	-	-	-	-	-	-
Total	417	564	522	677	700	559	639	660	615	746	718	636

Table 9. Number of promi

Locality	2014											
	January	February	March	April	May	June	July	August	September	October	November	December
Valletta	5	7	15	8	11	13	9	14	11	12	13	13
L-Imdina	-	-	-	-	-	1	-	-	-	1	-	-
Il-Birgu	3	2	1	-	7	6	6	1	7	3	-	5
L-Isla	1	2	2	1	2	1	9	2	6	5	6	6
Bormla	1	4	5	6	4	2	8	7	8	11	2	2
Hal Qormi	19	16	25	19	17	13	20	17	19	17	19	26
Faż-Żebbuġ	10	13	16	26	17	13	22	22	35	42	27	16
Faż-Żabbar	18	31	24	26	18	21	17	13	17	28	22	27
Is-Siġġiewi	12	14	20	14	22	15	13	11	18	25	18	12
Iż-Żejtun	18	24	13	17	18	12	12	15	9	30	3	10
Ir-Rabat, Ghawdex	7	-	5	5	8	3	5	5	6	4	8	5
Attard	16	19	22	25	34	23	12	19	17	27	29	15
Hal Balzan	8	9	11	13	11	11	14	9	16	11	9	11
Birkirkara	29	51	39	45	40	35	32	24	63	38	34	43
Birżebbuġa	10	10	5	5	5	10	11	5	7	10	18	5
Had-Dingli	1	2	16	6	8	9	2	9	4	4	7	9
Il-Fgura	12	17	17	16	18	19	13	18	18	16	12	14
Il-Furjana	3	5	1	3	6	2	2	4	2	4	5	3
Il-Fontana	-	1	4	-	-	2	1	2	1	1	-	2
Il-Gudja	2	1	7	4	3	4	2	7	4	-	3	4
Il-Gżira	17	14	19	17	22	24	10	23	16	26	28	15
Għajnsielem and Comino	5	3	4	2	6	7	2	3	6	5	2	3
L-Għarb	1	-	-	2	5	2	1	3	2	2	2	2
Hal Għarghur	9	10	6	13	10	8	10	7	19	14	8	5
L-Għasri	1	1	4	1	-	1	1	-	1	-	1	1
Hal Għaxaq	10	11	5	6	4	3	14	7	10	8	12	4
Il-Hamrun	2	7	13	20	10	12	14	10	13	12	21	13
L-Iklin	3	5	1	-	4	5	7	5	4	5	1	2
Il-Kalkara	5	5	3	5	2	7	3	2	8	4	3	2
Ta' Kerċem	3	1	1	3	3	1	2	3	1	1	-	2
Hal Kirkop	2	-	3	5	1	2	3	-	3	4	-	1
Hal Lija	1	2	-	7	5	3	3	1	2	5	4	3
Hal Luqa	2	7	8	9	5	7	15	8	10	11	6	6
Il-Marsa	2	2	7	6	2	3	2	5	3	4	9	7
Marsaskala	15	33	47	39	55	32	32	36	42	39	25	24
Marsaxlokk	2	6	8	5	4	7	6	7	5	12	5	8
Il-Mellieha	12	18	20	29	27	18	16	22	27	25	19	13
L-Imġarr	6	2	16	15	16	17	11	6	9	8	9	11
Il-Mosta	30	38	35	34	39	31	29	25	36	30	44	37
L-Imqabba	2	8	2	4	6	2	4	1	3	9	10	7
L-Imsida	15	15	11	15	14	25	16	23	19	27	25	20
Il-Munxar	3	2	2	1	2	5	-	3	3	3	2	1
In-Nadur	4	1	2	5	3	7	2	2	9	5	4	3
In-Naxxar	40	38	21	38	19	27	35	30	17	41	19	30
Rahal Ġdid	5	9	5	10	6	7	7	5	12	13	9	13
Pembroke	2	2	3	1	1	3	-	1	2	-	-	-
Tal-Pietà	1	6	6	8	11	3	7	5	6	6	5	7
Il-Qala	2	2	3	5	4	3	6	3	5	6	4	4
Il-Qrendi	1	6	4	6	9	4	4	2	3	5	1	3
Ir-Rabat	12	18	12	18	12	11	14	15	16	20	14	16
Hal Safi	6	4	2	3	1	3	8	2	1	3	3	1
San Ġiljan	20	29	29	33	30	35	24	34	26	44	47	32
San Ġwann	10	18	23	22	26	15	28	27	19	24	21	13
San Lawrenz	1	1	-	1	1	2	3	2	1	2	5	-
San Pawl Il-Baħar	38	58	70	66	81	69	80	62	76	79	72	67
Ta' Sannat	-	2	5	5	3	3	5	-	4	4	3	2
Santa Luċija	-	1	1	2	1	-	2	1	2	2	1	1
Santa Venera	12	18	20	24	15	13	16	9	17	27	11	12
Tas-Sliema	39	48	50	41	31	45	43	43	48	63	51	46
Is-Swieqi	15	21	35	27	28	20	26	29	18	33	23	28
Ta' Xbiex	1	7	4	1	6	6	5	4	6	3	-	4
Hal Tarxien	7	16	9	11	10	7	16	9	11	8	14	8
Ix-Xagħra	7	-	9	9	8	2	5	8	12	7	8	10
Ix-Xewkija	-	1	2	4	1	-	1	2	3	4	-	1
Ix-Xgħajra	2	-	3	4	2	2	4	1	1	6	3	1
Iż-Żebbuġ	6	6	9	12	6	13	6	11	6	13	5	7
Iż-Żurrieq	11	21	16	18	9	19	15	21	20	21	17	19
L-Imtarfa	2	-	-	2	2	3	-	-	1	7	1	-
Unclassified	1	-	-	-	-	-	1	1	-	-	-	-
Total	568	751	806	853	817	759	774	733	852	989	812	743

Table 9. Number of promi

Locality	2015											
	January	February	March	April	May	June	July	August	September	October	November	December
Valletta	11	12	18	9	17	22	11	8	7	16	9	8
L-Imdina	-	-	-	-	-	-	1	-	-	-	-	1
Il-Birgu	1	4	7	5	3	11	4	5	4	3	5	9
L-Isla	3	6	2	2	1	14	6	7	3	9	5	8
Bormla	10	7	6	6	3	13	7	13	3	10	8	8
Hal Qormi	12	21	28	31	26	31	16	19	16	24	17	24
Faż-Żebbuġ	16	35	40	21	28	39	15	17	16	35	39	30
Faż-Żabbar	22	23	26	20	24	34	15	14	20	14	26	35
Is-Siġġiewi	19	26	28	15	12	27	13	12	9	20	13	19
Iż-Żejtun	10	12	18	23	14	29	15	10	10	20	22	21
Ir-Rabat, Ghawdex	3	10	10	8	7	14	4	7	10	10	7	8
Attard	20	27	19	26	23	32	23	17	28	36	24	23
Hal Balzan	12	5	13	13	14	19	13	9	11	8	16	2
Birkirkara	35	43	43	51	56	90	34	31	40	48	47	67
Birzebbuga	3	9	22	17	8	21	15	15	9	21	15	18
Had-Dingli	3	7	4	4	11	10	5	9	4	6	8	11
Il-Fgura	20	21	17	25	9	32	12	11	19	18	15	18
Il-Furjana	1	6	2	6	2	6	6	3	2	3	10	1
Il-Fontana	2	2	2	1	2	2	2	-	-	-	2	-
Il-Gudja	4	4	3	3	2	7	3	2	4	6	8	3
Il-Gżira	16	18	34	35	29	39	20	27	32	25	41	25
Għajnsielem and Comino	7	5	9	6	6	7	8	11	9	8	7	6
L-Għarb	1	-	1	7	2	6	1	5	5	7	2	2
Hal Gharghur	3	11	11	10	11	9	5	11	4	12	17	6
L-Għasri	-	2	3	2	5	4	1	4	2	3	4	5
Hal Ghaxaq	10	12	16	13	13	15	9	3	11	9	7	7
Il-Hamrun	14	16	22	18	16	35	8	12	14	22	22	15
L-Iklin	2	5	4	1	4	5	2	4	1	7	6	5
Il-Kalkara	4	2	4	7	1	4	2	2	4	7	4	7
Ta' Kerċem	4	3	-	4	3	2	2	1	-	1	3	2
Hal Kirkop	-	2	4	2	4	6	4	3	1	4	1	2
Hal Lija	3	5	6	3	2	7	4	6	6	4	4	7
Hal Luqa	8	6	6	7	8	6	7	2	5	6	9	5
Il-Marsa	3	3	5	6	6	5	4	5	4	6	4	6
Marsaskala	22	41	44	47	42	75	43	43	45	48	37	41
Marsaxlokk	2	6	9	16	12	8	10	4	7	10	4	6
Il-Mellieha	18	27	30	29	29	44	23	27	29	37	28	17
L-Imġarr	6	5	13	16	11	30	12	9	9	16	6	14
Il-Mosta	29	50	58	43	27	62	28	40	43	51	40	57
L-Imqabba	1	5	5	6	2	4	4	2	8	5	7	5
L-Imsida	21	23	37	39	31	50	20	23	21	50	45	41
Il-Munxar	1	1	8	4	5	3	3	1	7	5	4	5
In-Nadur	2	5	5	6	6	3	2	6	5	10	10	5
In-Naxxar	17	37	41	39	37	42	35	24	36	37	44	41
Rahal Gdid	9	12	12	19	7	20	4	9	16	14	11	10
Pembroke	1	1	1	1	1	8	4	1	2	3	1	6
Tal-Pietà	1	3	5	9	11	8	13	6	7	18	24	16
Il-Qala	5	5	5	7	10	9	6	5	6	4	9	-
Il-Qrendi	3	5	5	5	7	4	2	3	3	2	2	2
Ir-Rabat	14	21	26	17	13	36	11	16	15	23	19	25
Hal Safi	1	7	4	2	4	3	1	3	1	7	3	5
San Ġiljan	39	37	46	43	40	69	61	58	40	44	36	29
San Ġwann	15	30	28	17	13	26	18	12	11	18	22	13
San Lawrenz	-	1	-	-	-	1	1	-	1	1	1	2
San Pawl Il-Baħar	43	82	86	86	92	112	84	89	79	104	68	86
Ta' Sannat	1	1	1	9	6	4	4	3	7	7	7	2
Santa Luċija	1	5	-	-	-	11	-	1	3	-	-	1
Santa Venera	13	19	25	23	17	43	15	16	10	16	17	19
Tas-Sliema	50	39	52	63	62	70	55	51	53	53	52	43
Is-Swieqi	21	31	29	30	28	43	23	32	29	31	29	29
Ta' Xbiex	1	2	3	4	2	7	3	1	2	4	4	5
Hal Tarxien	12	21	26	15	18	10	3	5	13	10	17	12
Ix-Xagħra	7	10	9	5	6	9	15	9	11	12	10	8
Ix-Xewkija	4	2	4	3	1	5	3	1	2	-	4	4
Ix-Xgħajra	1	4	4	4	8	9	3	3	2	5	6	3
Iż-Żebbuġ	6	6	8	8	12	13	9	17	10	6	9	15
Iż-Żurrieq	11	18	21	12	14	22	16	13	21	19	24	13
L-Imtarfa	3	1	1	2	4	4	2	-	1	1	3	2
Unclassified	-	-	-	-	-	-	-	-	-	-	1	2
Total	663	933	1,084	1,036	950	1,470	833	838	868	1,099	1,031	998

Table 9. Number of promi

Locality	2016											
	January	February	March	April	May	June	July	August	September	October	November	December
Valletta	8	17	13	8	10	16	5	17	4	5	11	4
L-Imdina	-	1	-	-	1	-	1	1	-	-	-	-
Il-Birgu	4	6	4	6	3	4	2	3	5	3	3	6
L-Isla	6	12	11	7	7	9	15	5	6	3	9	9
Bormla	3	13	13	12	11	11	10	10	7	8	9	11
Hal Qormi	30	33	31	36	28	34	24	25	28	32	39	36
Haż-Żebbuġ	31	34	41	27	45	31	40	25	30	24	35	22
Haż-Żabbar	16	28	29	38	38	21	28	22	18	34	49	27
Is-Siġġiewi	14	23	15	17	9	14	11	15	23	16	13	12
Iż-Żejtun	12	15	17	21	30	27	18	27	32	26	42	42
Ir-Rabat, Ghawdex	3	2	10	3	7	6	4	3	6	10	8	11
Attard	24	26	21	21	35	22	20	20	19	16	26	19
Hal Balzan	13	15	17	11	17	8	13	8	16	6	13	8
Birkirkara	47	65	54	52	52	49	33	37	51	47	63	49
Birżebbuġa	17	12	10	20	14	18	15	21	19	25	12	11
Had-Dingli	5	9	5	14	7	9	7	7	6	3	7	11
Il-Fgura	14	17	13	23	39	18	17	25	23	16	27	22
Il-Furjana	4	1	5	5	5	4	4	6	5	8	4	10
Il-Fontana	1	1	1	-	-	2	1	-	2	-	2	2
Il-Gudja	3	7	5	11	7	10	6	2	6	4	7	6
Il-Gżira	37	26	32	38	24	29	23	37	41	26	30	23
Għajnsielem and Comino	3	13	5	14	6	8	9	9	10	10	14	4
L-Għarb	3	4	1	-	7	3	5	1	-	2	5	1
Hal Gharghur	8	12	8	5	11	12	16	20	12	12	11	11
L-Għasri	1	2	1	1	-	-	1	-	2	1	2	1
Hal Ghaxaq	5	13	8	17	13	12	19	9	11	14	11	12
Il-Hamrun	19	22	25	24	16	28	18	27	14	26	29	18
L-Iklin	3	4	6	3	3	3	4	4	3	4	3	2
Il-Kalkara	8	7	9	8	8	5	11	7	10	7	12	4
Ta' Kerċem	1	5	2	2	-	2	4	2	-	2	1	1
Hal Kirkop	-	3	6	2	3	3	3	4	2	5	6	1
Hal Lija	5	4	9	13	5	6	7	4	7	7	7	6
Hal Luqa	7	8	7	16	8	10	9	17	9	16	10	14
Il-Marsa	4	6	10	9	9	8	6	7	6	6	6	8
Marsaskala	32	71	67	61	72	59	54	58	45	53	60	44
Marsaxlokk	5	9	5	13	7	13	9	14	9	8	17	7
Il-Mellieha	19	31	31	34	29	39	33	64	36	27	41	25
L-Imġarr	11	10	13	12	17	17	15	12	9	9	13	6
Il-Mosta	38	46	61	66	53	61	44	50	44	44	51	40
L-Imqabba	5	7	9	3	6	4	7	3	4	9	7	6
L-Imsida	28	35	50	25	36	36	20	35	33	29	32	30
Il-Munxar	2	5	1	4	2	3	8	9	13	5	6	4
Il-Nadur	4	10	6	8	12	8	4	3	6	8	9	2
Il-Naxxar	24	32	30	39	37	36	20	37	36	36	41	27
Raħal Ġdid	13	15	16	19	21	15	14	19	24	13	17	27
Pembroke	2	1	3	2	4	-	1	3	-	-	1	1
Tal-Pietà	3	11	10	29	15	16	13	11	11	19	27	16
Il-Qala	2	6	6	6	8	8	1	5	7	8	11	3
Il-Qrendi	4	8	9	4	5	7	6	11	4	4	2	9
Ir-Rabat	12	18	25	17	15	23	13	24	14	36	20	20
Hal Safi	-	1	4	7	5	6	3	2	1	4	4	6
San Ġiljan	29	47	38	40	73	44	33	37	34	54	122	86
San Ġwann	11	11	13	27	19	16	14	20	24	19	22	21
San Lawrenz	1	1	2	1	5	1	-	1	2	2	1	2
San Pawl Il-Baħar	65	104	126	96	115	113	78	119	117	101	100	79
Ta' Sannat	5	3	4	4	1	4	7	4	8	3	6	3
Santa Luċija	-	-	-	4	1	2	1	2	1	1	1	3
Santa Venera	15	23	26	40	42	20	28	24	24	26	28	31
Tas-Sliema	35	67	54	75	62	66	31	47	48	48	49	47
Is-Swieqi	21	27	24	24	30	19	24	39	28	33	36	25
Ta' Xbiex	2	3	-	2	5	3	3	-	1	4	2	7
Hal Tarxien	13	20	23	15	12	19	14	17	14	25	30	16
Ix-Xagħra	7	4	11	21	8	7	9	14	10	15	13	11
Ix-Xewkija	2	4	3	1	3	1	6	7	7	3	11	5
Ix-Xgħajra	3	8	4	9	6	9	7	16	12	8	7	3
Iż-Żebbuġ	8	15	14	21	16	25	8	13	10	18	15	10
Iż-Żurrieq	13	37	23	27	24	17	16	24	22	27	19	21
L-Imtarfa	-	1	2	2	3	7	1	3	2	2	-	2
Unclassified	-	-	-	-	1	1	1	-	-	3	4	1
Total	793	1,157	1,157	1,242	1,248	1,167	955	1,174	1,093	1,128	1,351	1,070

Table 9. Number of promi

Locality	2017											
	January	February	March	April	May	June	July	August	September	October	November	December
Valletta	4	7	7	4	6	10	5	8	6	2	9	1
L-Imdina	-	1	1	1	-	-	-	-	-	-	2	1
Il-Birgu	2	3	4	1	3	2	1	2	5	3	3	2
L-Isla	2	5	5	6	2	2	5	7	8	2	3	2
Bormla	4	3	4	11	9	6	3	7	8	11	9	8
Hal Qormi	28	28	42	29	27	30	29	37	25	42	33	35
Haż-Żebbuġ	24	25	50	35	37	22	28	44	31	28	34	16
Haż-Żabbar	27	46	55	45	29	31	41	39	52	47	41	33
Is-Siġġiewi	16	14	27	17	16	9	9	18	15	19	10	11
Iż-Żejtun	13	18	32	14	30	11	30	33	20	39	31	35
Ir-Rabat, Ghawdex	8	10	10	12	10	14	13	10	8	22	7	12
Attard	22	22	29	19	16	20	17	24	28	31	27	15
Hal Balzan	14	8	15	10	4	10	13	9	9	12	6	6
Birkirkara	51	45	71	60	51	38	38	52	56	66	48	53
Birżebbuġa	9	8	29	11	24	19	33	29	13	17	24	22
Had-Dingli	3	7	11	5	7	7	6	6	9	10	9	9
Il-Fgura	24	36	30	33	35	11	23	23	28	19	27	21
Il-Furjana	1	2	4	5	4	5	1	2	2	7	5	3
Il-Fontana	-	1	4	1	2	-	1	1	1	2	2	1
Il-Gudja	5	4	6	3	6	3	2	4	4	6	2	7
Il-Gżira	14	24	34	24	29	22	28	37	22	26	40	17
Għajnsielem and Comino	9	8	6	9	10	9	5	10	10	15	15	9
L-Għarb	1	3	7	2	4	5	2	4	3	6	5	1
Hal Gharghur	9	14	22	12	15	10	8	13	13	11	13	6
L-Għasri	1	1	3	3	4	4	1	-	5	3	-	6
Hal Ghaxaq	7	7	10	13	12	9	5	10	13	11	19	9
Il-Hamrun	16	20	22	13	22	16	18	23	22	25	23	21
L-Iklin	4	7	6	1	8	2	8	3	4	5	9	6
Il-Kalkara	4	5	11	8	6	10	1	3	10	39	29	3
Ta' Kerċem	3	1	-	1	2	6	-	1	3	7	2	3
Hal Kirkop	8	4	6	2	7	1	3	1	1	1	2	-
Hal Lija	10	5	14	3	6	6	8	8	6	10	6	1
Hal Luqa	6	14	14	5	11	12	6	4	12	17	10	17
Il-Marsa	3	8	9	9	12	4	7	13	7	4	9	11
Marsaskala	51	51	67	46	58	25	55	57	42	56	45	36
Marsaxlokk	8	9	10	8	10	5	7	3	9	8	4	8
Il-Mellieha	32	29	41	42	44	40	40	54	41	59	41	44
L-Imġarr	7	7	14	6	4	10	8	10	9	9	3	8
Il-Mosta	26	52	56	35	41	33	35	44	35	54	64	41
L-Imqabba	8	3	6	4	4	5	3	4	8	5	7	2
L-Imsida	30	39	44	26	40	20	23	35	23	42	44	18
Il-Munxar	6	7	6	3	3	4	6	6	7	7	2	6
In-Nadur	8	6	5	7	4	7	12	16	11	13	13	7
In-Naxxar	34	38	55	29	25	27	29	23	21	31	29	34
Raħal Ġdid	12	14	22	15	21	17	22	25	15	23	29	16
Pembroke	1	2	2	-	-	-	-	3	2	2	-	4
Tal-Pietà	12	15	19	14	19	19	7	16	13	19	9	22
Il-Qala	7	10	5	8	7	10	9	8	9	2	10	2
Il-Qrendi	5	7	2	10	8	1	7	2	10	5	3	6
Ir-Rabat	11	11	25	22	17	18	21	23	15	22	33	20
Hal Safi	1	7	5	3	6	3	2	3	3	7	4	2
San Ġiljan	39	34	37	28	39	34	32	33	36	42	44	37
San Ġwann	19	23	37	22	18	27	15	23	16	28	31	21
San Lawrenz	3	-	2	5	4	-	2	1	2	6	2	4
San Pawl Il-Baħar	75	90	123	105	107	73	93	101	78	105	114	106
Ta' Sannat	2	2	3	9	4	6	5	5	12	12	5	4
Santa Luċija	1	2	1	2	-	-	3	1	1	2	1	3
Santa Venera	24	41	36	25	22	15	25	30	30	35	31	12
Tas-Sliema	30	35	52	40	52	41	37	47	43	43	48	34
Is-Swieqi	21	29	32	23	21	20	23	20	24	37	29	25
Ta' Xbiex	5	5	5	2	3	2	10	4	2	10	7	-
Hal Tarxien	16	20	28	20	28	14	15	20	13	19	12	9
Ix-Xagħra	12	14	10	13	20	18	6	13	24	15	12	24
Ix-Xewkija	1	5	6	3	3	7	6	3	4	4	9	7
Ix-Xgħajra	5	5	7	2	5	2	9	6	1	1	1	-
Iż-Żebbuġ	17	16	17	24	17	9	15	13	20	26	23	13
Iż-Żurrieq	14	26	22	23	28	22	26	20	20	26	38	28
L-Imtarfa	2	2	6	3	2	3	5	3	5	1	1	4
Unclassified	1	5	1	-	2	2	2	5	7	1	1	-
Total	898	1,075	1,409	1,054	1,152	905	1,013	1,165	1,070	1,342	1,263	1,010

Table 9. Number of promi

Locality	2018											
	January	February	March	April	May	June	July	August	September	October	November	December
Valletta	3	11	6	10	9	4	6	5	9	2	5	10
L-Imdina	-	-	2	-	-	-	-	-	-	1	-	-
Il-Birgu	3	1	2	6	4	1	5	6	3	4	3	2
L-Isla	1	6	1	5	5	5	9	4	4	7	9	2
Bormla	3	5	7	7	8	4	7	3	8	7	14	6
Hal Qormi	39	38	39	39	46	32	36	40	37	47	37	31
Faż-Żebbuġ	27	37	50	43	45	32	32	27	34	45	40	36
Faż-Żabbar	41	36	39	56	53	41	37	25	42	44	37	33
Is-Siġġiewi	15	18	20	21	23	20	15	24	10	21	8	12
Iż-Żejtun	23	21	27	33	32	29	36	26	28	46	20	19
Ir-Rabat, Ghawdex	7	17	10	9	14	18	12	21	20	26	15	15
Attard	11	17	36	23	17	17	23	19	27	33	19	15
Hal Balzan	8	23	17	14	12	11	12	7	8	17	9	10
Birkirkara	54	72	72	65	64	55	51	44	63	78	52	31
Birżebbuġa	25	20	30	39	34	23	31	27	27	26	31	24
Had-Dingli	5	5	16	9	8	5	7	5	2	7	3	7
Il-Fgura	31	20	40	38	36	21	26	31	29	38	25	29
Il-Furjana	3	-	4	5	6	3	2	4	5	6	3	6
Il-Fontana	2	2	1	5	-	1	4	-	1	1	2	1
Il-Gudja	4	2	4	12	7	8	5	8	4	7	6	1
Il-Gżira	15	27	44	37	39	30	38	26	17	52	32	33
Għajnsielem and Comino	6	3	15	8	9	14	14	17	17	16	10	7
L-Għarb	1	7	4	4	3	7	6	8	13	10	14	8
Hal Għarghur	12	13	17	4	22	5	7	9	8	11	7	6
L-Għasri	1	2	4	2	2	5	3	3	2	3	1	3
Hal Għaxaq	15	9	18	7	10	16	7	12	8	8	11	12
Il-Hamrun	21	21	39	18	23	30	33	33	31	29	29	19
L-Iklin	4	3	6	4	7	4	3	8	3	7	14	3
Il-Kalkara	4	8	8	5	7	7	5	2	6	14	9	6
Ta' Kerċem	-	7	7	4	3	1	3	1	7	5	3	4
Hal Kirkop	1	3	3	2	3	2	2	2	7	-	1	2
Hal Lija	7	9	7	7	3	2	2	8	4	1	2	4
Hal Luqa	9	18	21	15	17	12	23	19	15	38	24	15
Il-Marsa	7	9	9	11	15	10	8	3	4	10	9	5
Marsaskala	46	46	63	48	66	45	35	42	51	59	39	48
Marsaxlokk	2	2	10	8	8	10	8	12	4	6	11	7
Il-Mellieha	40	49	44	44	31	37	44	38	39	62	40	35
L-Imġarr	5	9	11	13	21	11	17	10	9	11	12	10
Il-Mosta	38	58	54	62	44	51	39	49	48	58	52	50
L-Imqabba	5	5	10	6	5	3	7	11	6	10	5	3
L-Imsida	26	41	38	27	41	30	24	24	30	32	35	28
Il-Munxar	7	6	17	6	8	7	5	12	12	3	9	5
In-Nadur	4	8	5	15	12	16	9	15	9	20	10	12
In-Naxxar	27	36	42	38	42	26	26	28	35	43	29	31
Rahal Ġdid	12	17	27	22	17	19	10	14	10	22	21	21
Pembroke	2	2	1	-	1	2	-	4	2	2	4	-
Tal-Pietà	14	33	29	26	34	17	26	28	20	35	21	13
Il-Qala	6	5	10	5	11	13	12	20	18	17	13	10
Il-Qrendi	9	2	9	7	10	8	3	11	2	2	8	3
Ir-Rabat	26	30	20	26	17	27	25	14	19	15	24	13
Hal Safi	4	5	5	7	8	7	5	7	4	11	5	5
San Ġiljan	28	31	55	42	49	38	29	25	22	47	42	28
San Ġwann	26	30	27	23	34	16	39	30	20	23	30	20
San Lawrenz	1	2	1	3	1	2	5	2	5	3	2	3
San Pawl Il-Baħar	76	101	116	107	122	93	115	89	87	115	89	69
Ta' Sannat	4	15	9	6	12	12	10	14	11	13	12	18
Santa Luċija	1	1	2	4	1	1	1	1	-	-	-	1
Santa Venera	17	37	24	32	29	17	24	30	24	27	13	17
Tas-Sliema	42	32	47	44	33	37	35	35	21	36	41	20
Is-Swieqi	18	22	31	23	32	30	19	19	22	25	27	10
Ta' Xbiex	5	2	5	2	6	1	10	14	1	5	3	3
Hal Tarxien	16	21	17	14	25	14	16	19	14	25	21	17
Ix-Xagħra	11	25	27	24	18	31	18	33	33	45	20	29
Ix-Xewkija	8	5	5	5	15	4	10	13	13	12	6	6
Ix-Xgħajra	1	3	2	-	5	3	2	6	7	1	6	9
Iż-Żebbuġ	12	17	20	24	32	26	27	30	38	48	22	17
Iż-Żurrieq	23	29	35	30	44	31	61	33	35	63	44	28
L-Imtarfa	2	3	3	-	-	3	2	-	1	-	3	2
Unclassified	-	1	1	-	2	1	-	-	-	-	-	-
Total	972	1,221	1,447	1,310	1,422	1,164	1,228	1,209	1,175	1,563	1,223	1,008

Table 9. Number of promi

Locality	2019											
	January	February	March	April	May	June	July	August	September	October	November	December
Valletta	6	8	2	2	10	6	6	8	3	1	3	2
L-Imdina	1	1	-	-	1	-	-	1	-	1	-	-
Il-Birgu	1	8	2	4	1	4	6	1	2	2	5	1
L-Isla	3	3	2	1	-	3	3	6	1	7	1	3
Bormla	5	7	2	3	11	5	6	7	4	4	5	1
Hal Qormi	23	32	42	39	36	29	25	38	26	40	28	23
Faż-Żebbuġ	36	35	49	18	14	16	17	16	15	19	13	17
Faż-Żabbar	21	41	49	39	43	34	32	19	35	24	23	40
Is-Siġġiewi	13	10	17	24	16	18	13	19	12	18	8	14
Iż-Żejtun	16	17	44	21	24	23	29	17	10	22	15	7
Ir-Rabat, Ghawdex	21	22	19	17	15	18	8	13	19	13	7	15
Attard	16	17	23	18	21	25	12	23	16	13	7	6
Hal Balzan	11	12	10	6	11	8	3	9	6	6	13	5
Birkirkara	38	36	41	62	42	40	37	30	31	30	31	27
Birżebbuġa	23	25	19	20	11	11	21	12	11	18	9	11
Had-Dingli	4	11	6	4	5	1	9	5	5	5	6	5
Il-Fgura	23	35	27	24	23	12	17	22	24	35	22	15
Il-Furjana	1	4	-	3	4	4	2	2	2	1	3	3
Il-Fontana	2	2	3	1	2	-	-	1	1	5	3	-
Il-Gudja	4	7	2	5	11	4	3	-	2	5	1	4
Il-Gżira	34	21	29	21	32	23	24	10	15	16	17	20
Għajnsielem and Comino	25	23	17	15	29	18	21	17	10	22	16	13
L-Għarb	11	6	5	7	4	12	8	4	8	5	2	5
Hal Għarghur	7	9	14	7	6	5	9	12	9	2	14	6
L-Għasri	1	2	4	4	3	1	4	3	3	4	2	1
Hal Għaxaq	5	12	11	15	8	7	10	2	10	4	7	7
Il-Hamrun	13	28	37	19	26	16	20	15	17	23	23	20
L-Iklin	6	5	3	4	10	3	5	5	4	2	4	2
Il-Kalkara	2	4	3	4	4	8	8	11	4	7	4	2
Ta' Kerċem	5	5	7	4	5	3	3	7	6	3	6	3
Hal Kirkop	1	1	2	5	1	1	1	2	1	1	-	1
Hal Lija	3	4	6	6	4	5	11	4	4	4	2	3
Hal Luqa	8	21	18	24	23	9	12	16	12	18	33	10
Il-Marsa	5	8	6	16	8	13	8	10	5	7	6	10
Marsaskala	33	52	46	49	50	35	38	34	35	39	31	20
Marsaxlokk	3	7	6	12	8	5	8	6	5	8	6	7
Il-Mellieha	27	30	46	43	32	33	32	30	34	33	24	12
L-Imġarr	3	4	6	4	4	4	6	4	2	3	2	8
Il-Mosta	30	49	52	39	36	28	21	31	18	34	25	26
L-Imqabba	5	2	9	4	9	3	5	2	3	4	2	5
L-Imsida	14	28	30	32	35	36	25	24	27	15	23	14
Il-Munxar	4	4	4	6	8	6	9	6	6	7	2	5
Il-Nadur	11	11	12	13	17	14	15	13	9	16	14	18
Il-Naxxar	19	27	30	30	34	32	20	20	28	23	28	17
Raħal Ġdid	13	21	13	21	19	23	23	21	9	17	10	13
Pembroke	1	-	1	3	2	2	2	2	1	2	-	-
Tal-Pietà	13	20	8	23	17	9	11	13	12	7	12	17
Il-Qala	12	9	7	13	13	12	12	13	22	7	5	10
Il-Qrendi	6	5	5	4	2	2	2	2	2	5	2	7
Ir-Rabat	2	9	19	16	13	12	7	25	14	11	14	13
Hal Safi	9	4	11	5	1	6	3	5	2	-	2	3
San Ġiljan	25	36	25	33	33	20	48	25	32	36	23	19
San Ġwann	13	21	29	40	17	26	26	15	10	13	17	15
San Lawrenz	2	4	2	2	8	2	2	3	3	1	-	5
San Pawl Il-Baħar	55	81	101	68	82	72	66	50	54	65	40	56
Ta' Sannat	1	18	13	9	21	12	6	7	12	17	8	9
Santa Luċija	2	-	2	-	1	-	1	-	-	-	-	-
Santa Venera	22	17	11	17	25	23	20	14	20	20	16	11
Tas-Sliema	26	32	27	47	48	32	28	29	27	34	16	27
Is-Swieqi	16	24	29	12	14	30	14	13	21	19	13	13
Ta' Xbiex	2	5	4	7	5	3	2	2	1	2	3	-
Hal Tarxien	18	14	19	20	18	19	18	13	14	25	22	12
Ix-Xagħra	28	25	33	36	42	24	22	31	23	21	15	13
Ix-Xewkija	6	7	12	5	10	14	8	13	13	13	10	6
Ix-Xgħajra	3	3	4	5	4	3	5	4	7	4	9	2
Iż-Żebbuġ	9	20	19	50	33	27	32	25	34	45	24	7
Iż-Żurrieq	33	33	37	24	20	22	20	20	21	40	39	19
L-Imtarfa	-	1	2	1	-	1	-	1	1	1	-	-
Unclassified	-	7	1	-	-	-	-	-	-	-	-	-
Total	860	1,112	1,196	1,155	1,145	977	950	883	855	974	796	711

Table 9. Number of promi

Locality	2020											
	January	February	March	April	May	June	July	August	September	October	November	December
Valletta	4	-	3	-	1	5	2	1	2	3	5	4
L-Imdina	1	1	-	-	-	-	-	-	-	1	1	2
Il-Birgu	2	-	4	1	-	-	7	1	2	2	2	3
L-Isla	4	1	3	1	-	5	8	6	2	1	3	5
Bormla	5	4	7	1	2	3	6	8	3	4	4	3
Hal Qormi	43	35	41	9	19	36	40	33	43	46	24	35
Haż-Żebbuġ	13	14	14	4	23	30	42	21	30	34	26	31
Haż-Żabbar	33	43	31	13	19	27	45	48	45	39	41	45
Is-Siġġiewi	19	12	14	6	11	20	26	22	20	20	16	12
Iż-Żejtun	17	21	30	7	10	26	27	22	27	29	19	25
Ir-Rabat, Ghawdex	7	11	15	2	9	10	16	15	14	15	17	28
Attard	13	19	13	6	8	17	17	13	16	16	17	7
Hal Balzan	9	6	5	-	6	3	13	17	6	12	10	7
Birkirkara	33	47	58	15	19	41	57	40	53	59	48	45
Birżebbuġa	9	16	17	1	13	21	14	24	15	17	14	12
Had-Dingli	3	6	5	2	2	6	4	4	6	5	5	6
Il-Fgura	17	30	25	10	10	30	31	39	21	41	33	20
Il-Furjana	1	1	1	-	-	2	3	2	-	3	1	3
Il-Fontana	-	4	4	-	3	3	1	1	2	4	1	10
Il-Gudja	1	3	3	-	3	3	9	2	4	4	3	2
Il-Gżira	14	17	10	8	5	15	19	14	30	25	16	23
Għajnsielem and Comino	7	12	8	5	10	10	13	14	16	17	12	15
L-Għarb	3	3	1	1	5	7	16	8	10	10	1	10
Hal Gharghur	10	12	6	2	4	6	15	11	12	13	9	10
L-Għasri	-	-	1	-	-	-	3	3	3	1	1	3
Hal Ghaxaq	6	11	10	1	3	7	20	7	24	12	9	11
Il-Hamrun	11	16	16	7	11	17	32	20	18	25	13	14
L-Iklin	3	7	5	1	1	6	9	6	4	5	5	7
Il-Kalkara	3	8	17	1	1	5	8	2	5	2	6	4
Ta' Kerċem	1	3	5	-	4	5	5	5	2	2	7	9
Hal Kirkop	2	1	2	1	1	2	1	1	4	2	1	1
Hal Lija	2	8	2	-	1	5	3	7	3	6	6	5
Hal Luqa	12	14	25	16	15	27	32	19	16	26	19	19
Il-Marsa	4	13	5	3	2	6	6	11	8	9	7	8
Marsaskala	23	37	31	10	21	35	52	39	30	47	38	57
Marsaxlokk	7	6	7	4	3	7	10	7	3	11	9	7
Il-Mellieha	64	23	33	5	8	36	45	48	31	44	31	54
L-Imġarr	6	10	8	2	8	15	11	14	10	19	16	7
Il-Mosta	33	26	40	8	21	27	93	69	42	74	56	60
L-Imqabba	1	5	6	1	4	13	6	7	12	21	8	5
L-Imsida	13	27	7	6	10	18	31	18	15	27	25	28
Il-Munxar	2	8	6	-	1	10	12	5	8	11	5	11
In-Nadur	10	7	10	2	5	14	11	10	18	8	15	12
In-Naxxar	28	18	19	9	13	18	34	29	25	35	27	21
Rahal Ġdid	13	14	22	3	10	14	20	11	13	14	11	18
Pembroke	1	-	2	-	-	4	2	3	1	3	2	3
Tal-Pietà	10	18	13	6	14	16	18	10	7	13	14	8
Il-Qala	10	15	8	1	4	18	11	11	12	17	11	6
Il-Qrendi	3	1	2	-	6	5	13	10	3	7	3	6
Ir-Rabat	17	8	10	5	5	13	22	22	19	14	14	10
Hal Safi	4	3	2	1	7	7	5	2	2	7	7	5
San Ġiljan	16	28	21	5	11	15	23	21	19	32	56	51
San Ġwann	17	26	25	11	5	13	32	22	23	23	32	23
San Lawrenz	-	1	1	-	1	2	2	5	4	3	3	9
San Pawl Il-Baħar	41	71	67	19	37	69	97	72	72	108	64	62
Ta' Sannat	8	7	6	3	6	7	17	8	23	29	23	30
Santa Luċija	-	1	1	-	1	2	3	-	1	1	1	1
Santa Venera	7	16	13	8	10	25	13	11	13	19	12	16
Tas-Sliema	23	17	25	7	13	35	36	20	40	36	29	35
Is-Swieqi	15	7	20	2	12	16	22	12	16	25	20	30
Ta' Xbiex	7	7	9	3	4	6	3	6	7	3	3	1
Hal Tarxien	11	17	10	2	12	15	32	21	26	21	20	25
Ix-Xagħra	17	15	10	5	7	17	48	31	26	32	25	36
Ix-Xewkija	6	3	9	3	6	9	18	18	9	19	16	7
Ix-Xgħajra	6	3	6	3	1	6	14	4	7	9	5	4
Iż-Żebbuġ	11	15	19	2	3	10	27	37	22	26	9	27
Iż-Żurrieq	12	33	17	7	16	33	32	24	27	30	28	24
L-Imtarfa	-	-	1	2	5	5	1	-	2	2	2	1
Unclassified	-	-	-	-	-	-	-	-	-	-	-	-
Total	754	892	892	269	511	961	1,366	1,074	1,054	1,300	1,042	1,144

Table 9. Number of promi

Locality	2021											
	January	February	March	April	May	June	July	August	September	October	November	December
Valletta	1	8	5	3	11	7	7	2	5	10	5	18
L-Imdina	-	-	-	1	-	1	-	-	-	-	-	-
Il-Birgu	4	2	5	-	3	2	2	2	1	3	3	2
L-Isla	2	5	2	3	4	2	4	7	2	3	6	6
Bormla	7	7	9	8	7	7	6	4	5	7	8	16
Hal Qormi	34	49	46	35	56	32	32	14	18	27	32	75
Faż-Żebbuġ	15	34	43	30	33	23	30	19	29	30	23	60
Faż-Żabbar	32	54	47	49	40	33	47	28	21	33	41	68
Is-Siġġiewi	22	22	22	16	23	12	10	16	13	12	15	24
Iż-Żejtun	26	36	52	42	33	34	17	16	27	26	26	37
Ir-Rabat, Ghawdex	23	25	16	20	18	18	28	15	19	17	15	26
Attard	25	24	38	26	29	11	19	13	19	19	21	37
Hal Balzan	10	15	27	26	25	10	6	5	7	10	15	23
Birkirkara	33	58	56	73	65	51	37	40	37	46	62	113
Birżebbuġa	18	13	18	24	20	18	10	22	12	9	18	35
Had-Dingli	3	7	12	17	1	2	4	5	3	6	9	11
Il-Fgura	26	26	41	42	43	25	28	24	25	35	30	63
Il-Furjana	4	3	3	3	16	2	3	2	2	4	3	3
Il-Fontana	5	4	6	2	3	6	5	4	2	3	2	5
Il-Gudja	2	7	6	4	13	1	3	3	5	3	10	11
Il-Gżira	20	24	25	26	25	22	15	15	26	20	24	55
Għajnsielem and Comino	13	14	28	21	30	16	18	8	15	15	18	18
L-Għarb	4	8	15	11	9	12	4	9	9	11	4	14
Hal Gharghur	7	13	15	9	14	10	9	9	5	8	13	18
L-Għasri	-	2	1	1	2	1	2	3	-	3	-	4
Hal Ghaxaq	10	16	13	8	15	10	7	7	5	14	12	24
Il-Hamrun	8	27	25	24	32	16	14	8	20	16	22	29
L-Iklin	6	15	9	8	7	9	9	3	8	3	12	7
Il-Kalkara	3	6	2	4	7	7	3	8	1	8	6	12
Ta' Kerċem	6	2	5	3	2	8	7	5	8	4	-	9
Hal Kirkop	5	2	3	3	6	2	4	1	1	4	3	9
Hal Lija	2	6	13	14	8	4	2	11	8	6	9	4
Hal Luqa	13	31	19	26	27	14	24	12	15	20	20	23
Il-Marsa	7	8	12	16	7	6	11	11	3	10	14	23
Marsaskala	35	61	66	56	64	43	33	27	33	45	47	92
Marsaxlokk	14	10	18	27	16	12	4	10	8	11	10	20
Il-Mellieha	21	40	59	37	57	42	39	25	22	32	40	82
L-Imġarr	13	9	12	15	16	14	11	13	7	7	5	37
Il-Mosta	54	85	82	48	44	49	42	38	25	28	50	83
L-Imqabba	3	5	11	15	5	5	10	2	8	6	8	11
L-Imsida	20	40	33	41	43	33	37	26	25	23	33	42
Il-Munxar	7	8	8	9	11	9	7	7	9	10	3	13
Il-Nadur	9	11	20	20	24	25	17	13	16	19	14	24
Il-Naxxar	25	32	37	18	27	30	28	10	28	22	48	51
Raħal Ġdid	20	14	19	24	29	30	13	15	23	15	19	33
Pembroke	6	5	8	3	1	2	4	4	4	5	2	7
Tal-Pietà	8	12	20	17	15	13	10	6	10	26	23	31
Il-Qala	9	11	14	17	10	23	16	15	19	22	20	30
Il-Qrendi	3	4	3	4	7	2	10	4	10	4	6	8
Ir-Rabat	19	22	26	18	25	18	16	14	12	18	24	31
Hal Safi	9	6	12	3	7	5	8	14	3	3	5	10
San Ġiljan	31	46	55	38	36	23	32	30	30	36	20	82
San Ġwann	23	27	45	22	30	21	13	21	28	18	22	54
San Lawrenz	3	2	3	2	6	6	2	1	-	1	1	8
San Pawl Il-Baħar	64	114	129	117	113	97	83	77	84	89	107	216
Ta' Sannat	27	12	30	40	32	32	21	16	21	20	18	22
Santa Luċija	-	-	2	-	1	2	1	1	1	-	2	3
Santa Venera	13	25	25	26	23	22	14	21	10	20	15	31
Tas-Sliema	30	35	68	38	38	34	39	22	32	31	43	97
Is-Swieqi	23	19	27	31	27	20	25	19	23	13	22	53
Ta' Xbiex	5	3	5	6	5	7	5	10	10	2	3	6
Hal Tarxien	17	27	35	25	17	12	27	15	21	22	26	39
Ix-Xagħra	19	33	29	30	33	22	29	13	24	25	32	51
Ix-Xewkija	7	9	18	12	25	21	18	14	15	15	20	21
Ix-Xgħajra	8	7	8	13	9	7	6	1	2	7	5	1
Iż-Żebbuġ	15	13	23	17	20	24	25	11	20	20	20	46
Iż-Żurrieq	24	27	54	39	27	22	28	17	27	26	37	54
L-Imtarfa	-	3	5	2	-	4	1	5	2	4	-	2
Unclassified	-	-	-	-	-	-	-	-	-	-	-	-
Total	980	1,350	1,648	1,428	1,477	1,165	1,101	888	988	1,090	1,251	2,273

Table 9. Number of promi

Locality	2022											
	January	February	March	April	May	June	July	August	September	October	November	December
Valletta	5	6	6	8	10	7	6	3	9	8	8	5
L-Imdina	-	-	-	-	-	-	1	-	-	-	1	-
Il-Birgu	2	6	3	2	3	2	3	1	1	3	5	6
L-Isla	3	5	4	4	4	5	6	-	5	9	3	5
Bormla	1	6	12	5	4	6	6	7	8	9	6	10
Hal Qormi	19	14	27	34	27	34	19	25	20	54	27	32
Haż-Żebbuġ	18	23	37	27	20	35	17	22	24	25	20	15
Haż-Żabbar	17	31	30	29	45	30	42	37	31	33	32	48
Is-Siġġiewi	7	16	21	5	16	20	10	13	9	14	20	5
Iż-Żejtun	12	24	21	14	21	21	15	13	16	21	24	14
Ir-Rabat, Ghawdex	14	14	17	17	8	19	18	8	16	19	44	16
Attard	11	20	21	18	22	24	10	16	19	18	17	13
Hal Balzan	9	8	10	12	14	5	8	7	8	20	5	8
Birkirkara	38	53	53	47	64	56	39	58	40	68	65	35
Birzebbuga	8	19	21	23	15	16	15	14	9	19	13	15
Had-Dingli	4	1	6	6	9	4	5	5	3	5	8	6
Il-Fgura	20	32	43	20	25	24	19	28	21	33	29	30
Il-Furjana	4	-	2	4	2	1	5	6	3	3	3	-
Il-Fontana	1	-	5	3	-	-	3	2	1	4	2	2
Il-Gudja	-	4	2	3	1	1	3	1	1	2	9	5
Il-Gżira	18	28	26	21	25	21	29	16	23	26	28	28
Għajnsielem and Comino	5	15	12	13	18	13	5	8	10	8	18	14
L-Għarb	4	6	4	6	6	4	8	4	8	6	6	6
Hal Gharghur	1	6	10	6	12	7	11	4	5	11	11	9
L-Għasri	-	1	1	2	1	1	1	-	-	3	1	1
Hal Ghaxaq	6	12	10	9	14	8	12	9	10	17	11	9
Il-Hamrun	10	32	19	14	27	12	11	15	24	16	22	27
L-Iklin	1	5	4	6	6	7	6	9	8	6	3	3
Il-Kalkara	-	7	5	7	6	6	5	11	7	5	11	11
Ta' Kerċem	5	5	5	12	3	4	8	7	2	4	3	4
Hal Kirkop	-	2	5	3	3	3	-	3	5	3	4	1
Hal Lija	2	7	5	3	5	4	-	4	6	6	5	3
Hal Luqa	7	7	13	10	25	6	11	8	22	10	12	14
Il-Marsa	6	6	8	4	8	10	2	7	5	17	9	8
Marsaskala	29	48	31	35	38	44	42	36	33	64	50	28
Marsaxlokk	3	10	10	10	11	9	6	10	14	13	8	7
Il-Mellieha	19	23	31	39	41	33	26	28	30	39	38	35
L-Imġarr	10	12	6	12	14	11	7	4	12	8	8	14
Il-Mosta	21	38	33	46	38	29	33	37	25	37	49	45
L-Imqabba	2	9	2	8	8	6	5	11	10	8	6	6
L-Imsida	23	24	34	35	35	35	41	30	36	23	45	48
Il-Munxar	7	8	9	4	2	4	2	6	2	4	5	3
Il-Nadur	13	22	9	11	12	32	13	14	21	18	19	7
Il-Naxxar	11	20	31	20	33	20	22	20	15	27	22	17
Raħal Ġdid	12	20	23	15	23	25	29	17	23	29	24	14
Pembroke	3	2	4	2	3	3	6	1	5	7	6	1
Tal-Pietà	16	19	27	28	28	23	14	13	15	21	16	22
Il-Qala	11	8	6	7	2	11	11	4	11	15	12	5
Il-Qrendi	3	12	11	10	3	4	6	6	12	9	3	10
Ir-Rabat	13	11	17	17	30	26	14	13	13	19	16	24
Hal Safi	3	5	3	6	6	3	1	3	1	4	2	-
San Ġiljan	17	19	35	26	32	26	22	31	21	34	41	20
San Ġwann	9	17	26	12	18	19	24	15	12	24	22	25
San Lawrenz	3	1	3	2	1	-	3	2	1	-	2	1
San Pawl Il-Baħar	63	57	96	90	101	115	87	80	93	92	83	81
Ta' Sannat	10	18	10	15	14	13	13	20	20	22	12	4
Santa Luċija	-	1	1	-	4	2	-	2	-	-	-	3
Santa Venera	5	21	17	19	16	15	15	15	13	22	24	25
Tas-Sliema	24	31	34	36	36	36	36	27	37	36	41	29
Is-Swieqi	9	20	20	14	11	17	23	16	26	22	16	20
Ta' Xbiex	2	1	4	3	3	4	2	2	6	2	2	13
Hal Tarxien	12	7	22	19	19	22	16	21	10	21	19	24
Ix-Xagħra	12	26	21	21	16	21	21	18	28	25	16	14
Ix-Xewkija	9	8	15	17	13	18	11	6	12	14	13	5
Ix-Xgħajra	-	2	4	5	-	9	3	4	3	5	6	6
Iż-Żebbuġ	15	7	13	10	17	11	12	8	9	14	17	6
Iż-Żurrieq	15	15	33	23	25	21	28	24	24	14	25	31
L-Imtarfa	1	3	3	2	3	4	2	3	2	1	2	1
Unclassified	-	-	-	-	-	-	-	-	-	-	-	-
Total	663	966	1,112	1,016	1,125	1,087	955	918	974	1,198	1,155	1,002

Table 9. Number of promi

Locality	2023				
	January	February	March	April	May
Valletta	10	7	6	4	8
L-Imdina	-	-	-	-	-
Il-Birgu	3	4	1	5	7
L-Isla	3	3	7	8	4
Bormla	10	5	1	10	5
Hal Qormi	24	31	29	28	46
Faż-Żebbuġ	19	26	26	21	18
Faż-Żabbar	46	40	43	35	35
Is-Siġġiewi	14	12	21	17	12
Iż-Żejtun	24	20	20	24	28
Ir-Rabat, Ghawdex	17	11	19	11	23
Attard	18	18	17	17	12
Hal Balzan	7	9	14	11	25
Birkirkara	55	50	61	51	50
Birżebbuġa	6	17	21	19	18
Had-Dingli	5	8	5	4	8
Il-Fgura	27	28	26	18	31
Il-Furjana	3	4	1	2	3
Il-Fontana	3	5	3	8	1
Il-Gudja	7	8	8	3	5
Il-Gżira	14	20	36	21	37
Ghajnsielem and Comino	14	11	12	11	7
L-Gharb	4	5	6	5	7
Hal Gharghur	7	8	10	9	8
L-Għasri	1	1	2	5	2
Hal Ghaxaq	5	15	16	11	10
Il-Hamrun	21	28	21	14	23
L-Iklin	7	4	13	10	9
Il-Kalkara	6	6	5	11	8
Ta' Kerċem	2	4	8	7	9
Hal Kirkop	-	2	1	3	6
Hal Lija	2	-	3	4	6
Hal Luqa	9	15	20	22	18
Il-Marsa	6	8	11	4	14
Marsaskala	26	35	46	39	49
Marsaxlokk	17	8	22	16	21
Il-Mellieha	24	16	27	38	41
L-Imġarr	4	10	13	6	15
Il-Mosta	41	45	47	47	41
L-Imqabba	8	4	5	6	2
L-Imsida	27	29	33	35	30
Il-Munxar	5	5	8	8	6
In-Nadur	13	18	17	9	18
In-Naxxar	24	24	20	15	29
Rahal Ġdid	15	18	23	18	27
Pembroke	4	6	8	4	3
Tal-Pietà	18	8	16	10	14
Il-Qala	12	9	9	6	16
Il-Qrendi	7	8	8	4	12
Ir-Rabat	14	17	15	21	29
Hal Safi	3	2	3	4	10
San Ġiljan	22	36	53	29	43
San Ġwann	14	20	27	21	19
San Lawrenz	1	3	1	2	-
San Pawl Il-Baħar	79	89	84	108	124
Ta' Sannat	14	13	23	15	18
Santa Luċija	-	1	1	3	1
Santa Venera	17	25	19	26	22
Tas-Sliema	25	34	44	35	54
Is-Swieqi	21	21	19	23	25
Ta' Xbiex	6	4	3	8	7
Hal Tarxien	15	17	14	13	32
Ix-Xagħra	8	12	15	20	24
Ix-Xewkija	7	13	13	5	12
Ix-Xgħajra	6	8	3	5	2
Iż-Żebbuġ	7	12	7	6	24
Iż-Żurrieq	14	29	32	22	30
L-Imtarfa	3	1	1	1	1
Unclassified	-	-	-	-	-
Total	920	1,033	1,172	1,061	1,304

News Releases

[Home](#) » Residential Property Transactions: May 2023

[Salient Points](#)[News](#)[Data](#)[Methodology](#)

Methodological Notes

1. This news release presents data on property transactions based on final deeds of sale and promise of sale agreements ('konvenji') registered with the tax authority. The qualifier 'period of registration' common to the tables refers to such registration. Basing the data on the period when the final deed of sale or promise of sale agreement is registered with the tax authority, rather than when it is signed, is considered to produce more timely information.
2. The scope of this release follows the classification of the administrative data source, and includes only those transactions classified as 'residential' by the source. The data presented covers the following property types: airspace, boathouse, bungalow, farmhouse, flat/apartment, garage, garden, house, maisonette, penthouse, plot of land, semi-detached villa, terraced house, 'terran', urban tenement, and villa.
3. Excluded are transactions classified as 'commercial', comprising of business premises and warehouse/storeroom, and those classified as 'other', a category that incorporates car space, field, grave and redemption of ground rent, amongst others.
4. Therefore, deeds/agreements relating to land for residential purposes ('plot of land') are included, while those pertaining to land for non-residential purposes ('field') are not.
5. Only deeds/agreements relating to the sale of property, which also includes sale by auction ('subasta') and sale after assignment of rights, are considered. Therefore, donations and exchanges, amongst others, are not included.
6. In the light of notes 2, 3, 4 and 5, this release must be viewed as a sub-set of all the property transactions and activities registered with the tax authority that take place during a given period.
7. In some cases, more than one property is listed under the same final deed of sale or promise of sale agreement. This release reports the number of registered final deeds of sale and promise of sale agreements, and not the number of properties falling under these deeds/agreements.
8. The residential property transactions considered are not limited to individuals (households), but may also involve other economic agents. Besides individuals, the administrative data source distinguishes between companies, authorities and bodies of persons.
9. The districts, clusters and localities referred to in this news release correspond to the location of the property which has been or shall be purchased, not to the place of residence of the buyer or seller.
10. To achieve consistency, the methodological concepts used are aligned to the extent possible with the House Price Index concepts.
11. Users are reminded of several factors which might inhibit comparability between data on final deeds of sale and promise of sale agreements. These differences include: a) the time lag between promise of sale agreements and final deeds of sale; b) certain property being sold without a promise of sale agreement; and c) some promise of sale agreements falling through before the final contract is signed.
12. Data is provisional and subject to revisions, which may arise following updates in the source data.
13. More information relating to this news release may be accessed at [Classification of Localities by Cluster](#).
14. References to this news release are to be cited appropriately.
15. A detailed news release calendar is available [online](#).