

# News Releases

[Home](#) » Motor Vehicles: Q2/2023



[Salient Points](#)

**News**

[Data](#)

[Methodology](#)

## Motor Vehicles: Q2/2023

NR137/2023

Release Date: 31 July 2023

*In the second quarter of 2023, the stock of licensed motor vehicles increased by 5,319 over the previous quarter.*



At the end of June 2023, the stock of licensed motor vehicles stood at 432,039. Out of this total, 74.2 per cent were passenger cars, 14.2 per cent were commercial and agricultural motor vehicles and 11.0 per cent were motorcycles/E-bikes/PA-bikes, E-kick scooters, quadricycles and All-Terrain Vehicles (ATVs). Buses and minibuses amounted to less than one per cent (Table 1). During the quarter under review, the stock of licensed motor vehicles increased at a net average rate of 58 motor vehicles per day (Chart 2).

### Newly licensed motor vehicles

Newly licensed motor vehicles put on the road during the period under review amounted to 7,476. The majority of newly licensed motor vehicles, 4,160 or 55.6 per cent of the total, were passenger cars, followed by motorcycles/PA-bikes/E-bikes with 1,335 or 17.9 per cent. Newly licensed 'new' motor vehicles amounted to 5,009 or 67.0 per cent of the total, whereas newly

licensed 'used' motor vehicles totalled 2,467 or 33.0 per cent (Tables 2-4). An average of 82 motor vehicles per day were newly licensed during the quarter under review (Chart 3).

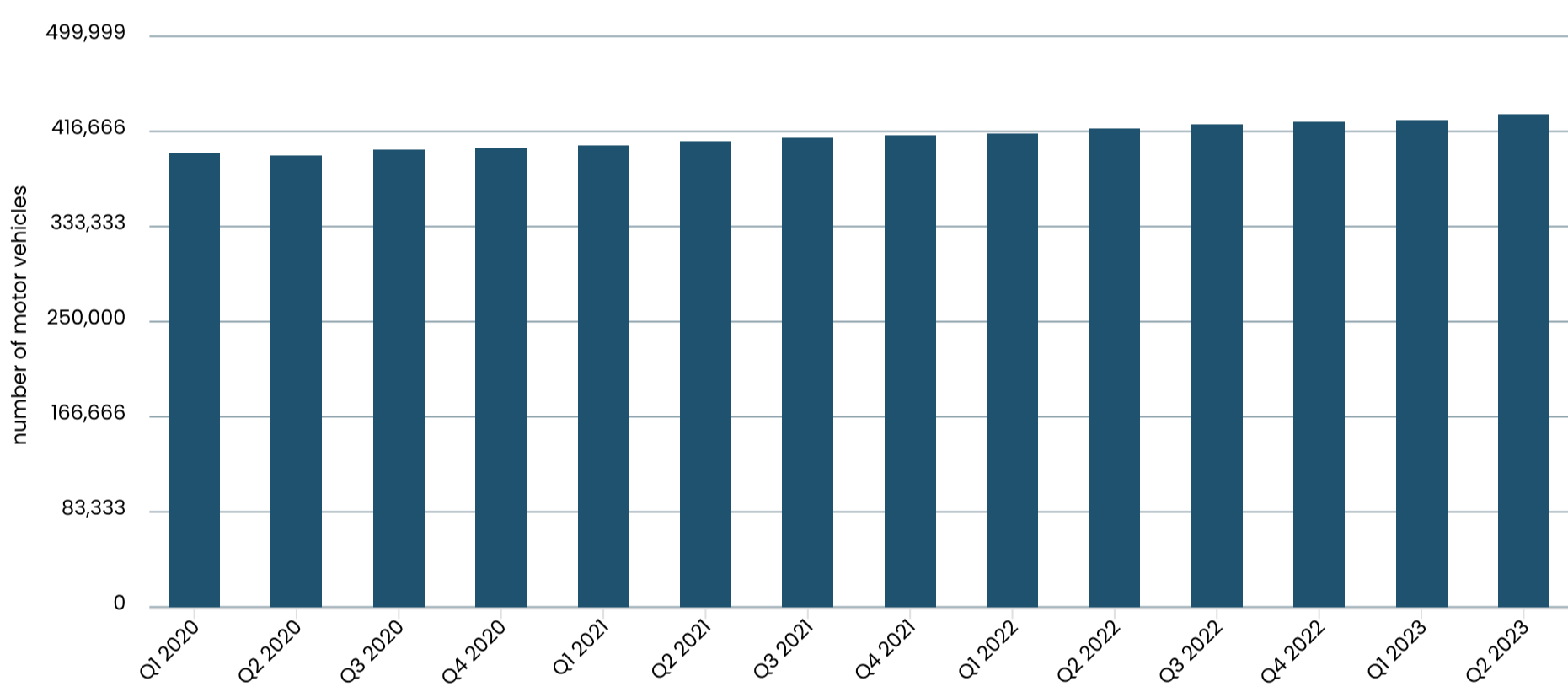
### Motor vehicles under restriction

During the second quarter of 2023, 6,341 motor vehicles were taken off the road due to restrictions. Out of these, 37.0 per cent were garaged, 34.6 per cent were resold, while 26.0 per cent were scrapped. Motor vehicles that had their restriction ending during the quarter under review totalled 4,364. The majority were recorded as being garaged (51.2 per cent) or resold (48.1 per cent) (Tables 5-6).

### Motor energy type

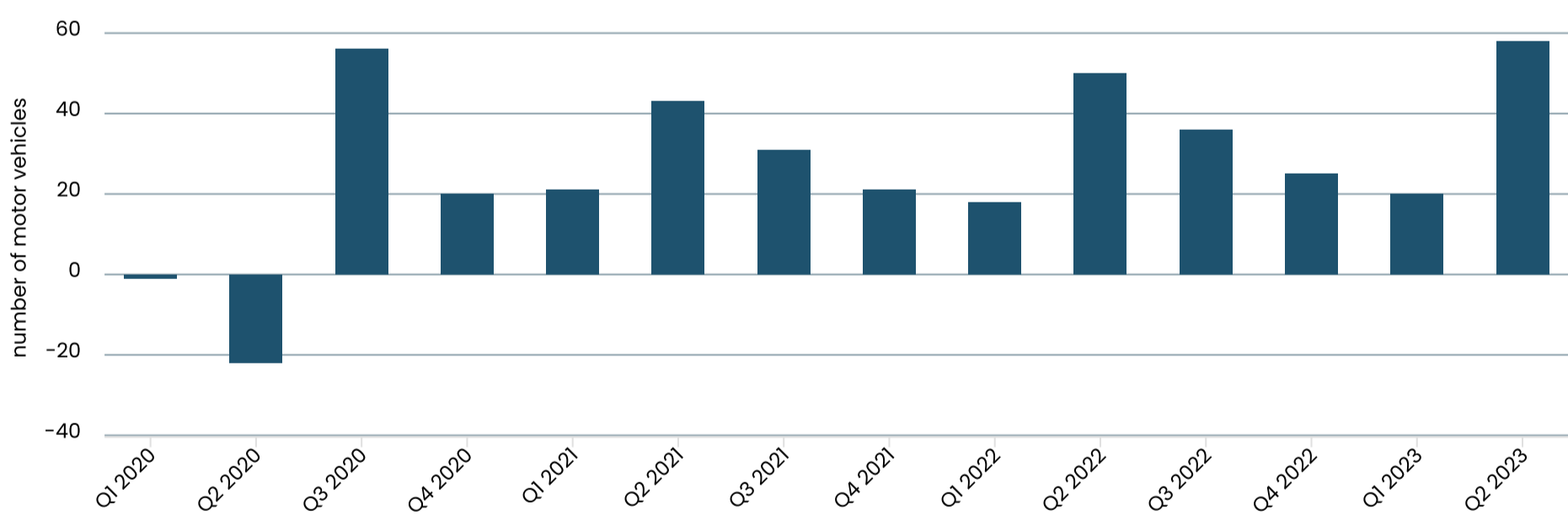
As at the end of June 2023, 252,197 motor vehicles or 58.4 per cent of the total had petrol-powered engines. Diesel-powered motor vehicles reached 156,392 or 36.2 per cent of the total. Electric and plug-in hybrid motor vehicles accounted for 3.3 per cent of the entire stock, with a total of 14,336 motor vehicles. When compared to the previous quarter, increases of 40.9 per cent, 17.8 per cent and 13.3 per cent were registered in combined (diesel-LPG), electric and plug-in hybrid (diesel-electric) motor vehicles respectively (Table 7).

**Chart 1. Stock of licensed motor vehicles by period**



**Chart 2. Average daily change in stock of licensed motor vehicles**

Quarterly



Note: The values indicated in the chart above are calculated using the formula in methodological note 9. This may differ slightly from the change obtained from the formula indicated in methodological note 8 due to the cut-off dates of the different databases.

**Chart 3. Average daily newly licensed 'new' and 'used' motor vehicles**

Quarterly

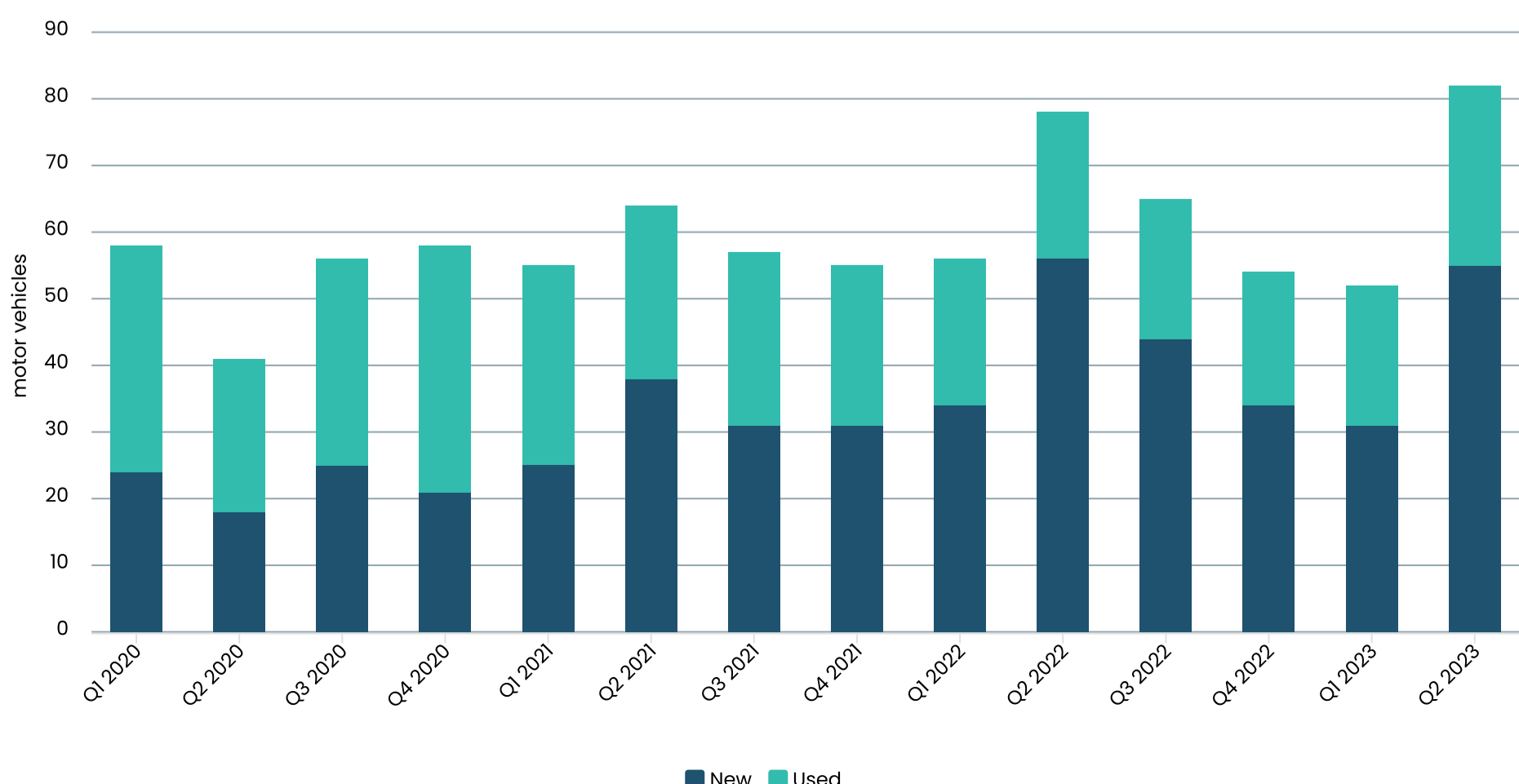


Table 1. Stock of licensed motor vehicles by vehicle group and period

Period	Agricultural	Coach and private bus	Minibus		Route bus	Motorcycle/E-Bicycle/ PA-Bicycle			E-kick scooter		Quad and ATV		Passenger car					Commercial vehicle			Total
			Garage hire	Other		Self-drive	Leased	Other	Leased	Other	Leased	Other	Garage hire	Self-drive	Leased	Taxi	Other	Goods-carrying vehicle	Special purpose vehicle	Road tractor	
<b>2020</b>																					
Q1	2,220	307	123	1,302	403	10	1,113	29,507	-	-	131	1,081	2,563	780	8,556	289	294,221	49,831	3,804	1,150	<b>397,391</b>
Q2	2,253	234	106	1,205	422	9	882	30,120	-	-	104	1,102	2,300	544	6,785	251	294,161	49,961	3,822	1,152	<b>395,413</b>
Q3	2,285	321	105	1,330	448	8	976	30,705	174	1	128	1,130	2,438	610	8,437	278	295,752	50,437	3,855	1,168	<b>400,586</b>
Q4	2,323	330	107	1,350	435	8	942	31,163	174	17	109	1,146	2,340	460	8,038	254	297,266	50,870	3,921	1,174	<b>402,427</b>
<b>2021</b>																					
Q1	2,352	310	106	1,354	433	6	1,030	31,641	487	36	120	1,143	2,270	426	7,859	228	298,364	51,014	3,955	1,169	<b>404,303</b>
Q2	2,368	334	103	1,384	433	6	1,174	32,656	1,010	60	143	1,155	2,341	476	8,412	248	299,514	51,254	3,973	1,161	<b>408,205</b>
Q3	2,389	346	104	1,402	440	6	1,263	33,588	996	112	145	1,152	2,470	532	8,856	262	300,375	51,457	3,996	1,165	<b>411,056</b>
Q4	2,414	346	103	1,426	450	2	1,222	34,661	998	141	129	1,133	2,574	458	8,826	273	301,046	51,630	4,038	1,149	<b>413,019</b>
<b>2022</b>																					
Q1	2,443	342	103	1,451	450	2	1,189	35,805	688	163	144	1,166	2,706	446	8,927	270	301,341	51,780	4,097	1,156	<b>414,669</b>
Q2	2,474	347	105	1,441	451	2	1,224	36,825	2,259	179	175	1,168	2,999	518	9,525	278	301,898	52,099	4,137	1,150	<b>419,254</b>
Q3	2,488	346	102	1,461	453	-	1,280	38,181	2,631	189	181	1,161	3,355	525	9,800	281	302,521	52,304	4,167	1,150	<b>422,576</b>
Q4	2,517	350	102	1,492	454	-	1,228	39,468	2,629	200	158	1,158	3,639	399	9,659	278	303,257	52,574	4,182	1,160	<b>424,904</b>
<b>2023</b>																					
Q1	2,571	356	101	1,490	451	-	1,268	40,000	2,647	239	164	1,189	3,919	384	9,732	281	303,779	52,759	4,227	1,163	<b>426,720</b>
Q2	2,625	378	99	1,519	463	-	1,376	40,968	3,644	257	179	1,196	4,483	425	10,341	286	305,146	53,224	4,264	1,166	<b>432,039</b>

Note: As from the publication of Q3/2021 news release, data by vehicle group has been recategorised to include e-kick scooters. Refer to methodological note 6.

Table 2. Newly licensed motor vehicles by category and period

Period	Agricultural	Coach and private bus	Minibus	Route bus	Motorcycle/E-Bicycle/ PA-Bicycle	E-kick scooter	Quad and ATV	Passenger car	Goods-carrying vehicle	Special purpose vehicle	Road tractor	Total
<b>2020</b>	<b>142</b>	<b>18</b>	<b>142</b>	<b>52</b>	<b>2,789</b>	<b>191</b>	<b>84</b>	<b>13,211</b>	<b>2,503</b>	<b>265</b>	<b>83</b>	<b>19,480</b>
Q1	32	8	59	2	631	-	13	3,750	688	69	16	5,268
Q2	35	3	12	20	788	-	34	2,157	550	58	22	3,679
Q3	35	4	42	30	734	175	25	3,490	540	59	26	5,160
Q4	40	3	29	-	636	16	12	3,814	725	79	19	5,373
<b>2021</b>	<b>120</b>	<b>7</b>	<b>92</b>	<b>7</b>	<b>4,592</b>	<b>1,075</b>	<b>63</b>	<b>12,877</b>	<b>1,892</b>	<b>253</b>	<b>56</b>	<b>21,034</b>
Q1	32	1	17	-	638	332	23	3,307	484	73	14	4,921
Q2	28	1	19	-	1,384	548	18	3,345	469	59	15	5,886
Q3	28	4	27	-	1,237	153	15	3,235	468	52	16	5,235
Q4	32	1	29	7	1,333	42	7	2,990	471	69	11	4,992
<b>2022</b>	<b>105</b>	<b>7</b>	<b>94</b>	<b>4</b>	<b>6,037</b>	<b>2,131</b>	<b>98</b>	<b>12,328</b>	<b>1,960</b>	<b>206</b>	<b>46</b>	<b>23,016</b>
Q1	28	-	21	-	1,312	31	58	3,061	439	49	9	5,008
Q2	27	2	9	2	1,476	1,600	18	3,328	546	60	5	7,073
Q3	21	3	25	1	1,648	486	16	3,287	471	39	16	6,013
Q4	29	2	39	1	1,601	14	6	2,652	504	58	16	4,922
<b>2023</b>												
Q1	53	2	12	-	804	153	43	3,039	520	68	10	4,704
Q2	49	5	13	25	1,335	1089	20	4,160	687	83	10	7,476

Notes:

1. Figures include 'new' and 'used' licensed motor vehicles.
2. As from the Q3/2021 news release, data by vehicle group has been recategorised to include e-kick scooters. Refer to methodological note 6.

Table 3. Newly licensed 'new' motor vehicles by category and period

Period	Agricultural	Coach and private bus	Minibus	Route bus	Motorcycle/E-Bicycle/ PA-Bicycle	E-kick scooter	Quad and ATV	Passenger car	Goods-carrying vehicle	Special purpose vehicle	Road tractor	Total
<b>2020</b>	<b>15</b>	<b>1</b>	<b>96</b>	<b>51</b>	<b>2,373</b>	<b>191</b>	<b>81</b>	<b>4,602</b>	<b>630</b>	<b>42</b>	<b>6</b>	<b>8,088</b>
Q1	4	-	39	1	522	-	10	1,440	179	10	2	2,207
Q2	2	-	5	20	698	-	34	714	121	8	1	1,603
Q3	4	1	30	30	635	175	25	1,282	135	9	3	2,329
Q4	5	-	22	-	518	16	12	1,166	195	15	-	1,949
<b>2021</b>	<b>17</b>	<b>-</b>	<b>80</b>	<b>7</b>	<b>4,211</b>	<b>1,073</b>	<b>58</b>	<b>5,250</b>	<b>653</b>	<b>67</b>	<b>1</b>	<b>11,417</b>
Q1	3	-	11	-	533	331	23	1,197	129	14	-	2,241
Q2	6	-	17	-	1,276	547	15	1,442	171	15	-	3,489
Q3	5	-	23	-	1,149	153	13	1,325	179	11	1	2,859
Q4	3	-	29	7	1,253	42	7	1,286	174	27	-	2,828
<b>2022</b>	<b>19</b>	<b>3</b>	<b>89</b>	<b>3</b>	<b>5,736</b>	<b>2,129</b>	<b>84</b>	<b>6,429</b>	<b>758</b>	<b>49</b>	<b>15</b>	<b>15,314</b>
Q1	4	-	20	-	1,229	31	51	1,552	162	10	1	3,060
Q2	9	-	8	2	1,395	1,599	14	1,797	236	16	-	5,076
Q3	5	2	24	1	1,577	486	15	1,735	190	10	6	4,051
Q4	1	1	37	-	1,535	13	4	1,345	170	13	8	3,127
<b>2023</b>												
Q1	23	-	11	-	725	153	42	1,601	208	13	2	2,778
Q2	10	2	9	25	1,243	1089	19	2,385	218	9	-	5,009

Note: As from the Q3/2021 news release, data by vehicle group has been recategorised to include e-kick scooters. Refer to methodological note 6.

Table 4. Newly licensed 'used' motor vehicles by category and period

Period	Agricultural	Coach and private bus	Minibus	Route bus	Motorcycle/E-Bicycle/ PA-Bicycle	E-kick scooter	Quad and ATV	Passenger car	Goods-carrying vehicle	Special purpose vehicle	Road tractor	Total
<b>2020</b>	<b>127</b>	<b>17</b>	<b>46</b>	<b>1</b>	<b>416</b>	<b>-</b>	<b>3</b>	<b>8,609</b>	<b>1,873</b>	<b>223</b>	<b>77</b>	<b>11,392</b>
Q1	28	8	20	1	109	-	3	2,310	509	59	14	3,061
Q2	33	3	7	-	90	-	-	1,443	429	50	21	2,076
Q3	31	3	12	-	99	-	-	2,208	405	50	23	2,831
Q4	35	3	7	-	118	-	-	2,648	530	64	19	3,424
<b>2021</b>	<b>103</b>	<b>7</b>	<b>12</b>	<b>-</b>	<b>381</b>	<b>2</b>	<b>5</b>	<b>7,627</b>	<b>1,239</b>	<b>186</b>	<b>55</b>	<b>9,617</b>
Q1	29	1	6	-	105	1	-	2,110	355	59	14	2,680
Q2	22	1	2	-	108	1	3	1,903	298	44	15	2,397
Q3	23	4	4	-	88	-	2	1,910	289	41	15	2,376
Q4	29	1	-	-	80	-	-	1,704	297	42	11	2,164
<b>2022</b>	<b>86</b>	<b>4</b>	<b>5</b>	<b>1</b>	<b>301</b>	<b>2</b>	<b>14</b>	<b>5,899</b>	<b>1,202</b>	<b>157</b>	<b>31</b>	<b>7,702</b>
Q1	24	-	1	-	83	-	7	1,509	277	39	8	1,948
Q2	18	2	1	-	81	1	4	1,531	310	44	5	1,997
Q3	16	1	1	-	71	-	1	1,552	281	29	10	1,962
Q4	28	1	2	1	66	1	2	1,307	334	45	8	1,795
<b>2023</b>												
Q1	30	2	1	-	79	-	1	1,438	312	55	8	1,926
Q2	39	3	4	-	92	-	1	1,775	469	74	10	2,467

Note: As from the publication of Q3/2021 news release, data by vehicle group has been recategorised to include e-kick scooters. Refer to methodological note 6.

Table 5. Motor vehicles with restriction starting during Q2/2023 by category and restriction type

Restriction	Agricultural	Coach and private bus	Minibus	Route bus	Motorcycle/E-Bicycle	E-kick scooter	Quad and ATV	Passenger car	Goods-carrying vehicle	Special purpose vehicle	Road tractor	Total
Resale	-	-	1	-	136	-	1	1,822	226	7	-	2,193
Exported	-	-	1	-	22	1	-	45	17	2	1	89
Garaged	19	2	11	-	476	1	15	1,421	298	94	9	2,346
Scrapped	-	-	2	-	90	-	2	1,438	116	3	-	1,651
Other <sup>1</sup>	-	-	-	-	8	-	-	43	11	-	-	62
<b>Total</b>	<b>19</b>	<b>2</b>	<b>15</b>	<b>-</b>	<b>732</b>	<b>2</b>	<b>18</b>	<b>4,769</b>	<b>668</b>	<b>106</b>	<b>10</b>	<b>6,341</b>

<sup>1</sup> Other minor restrictions such as seized by police, no engine, etc.

Note: There may be motor vehicles with restriction starting and ending during the same quarter.

**Table 6. Motor vehicles with restriction ending during Q2/2023 by category and restriction type**

<b>Restriction</b>	<b>Agricultural</b>	<b>Coach and private bus</b>	<b>Minibus</b>	<b>Route bus</b>	<b>Motorcycle/E-Bicycle</b>	<b>E-kick scooter</b>	<b>Quad and ATV</b>	<b>Passenger car</b>	<b>Goods-carrying vehicle</b>	<b>Special purpose vehicle</b>	<b>Road tractor</b>	<b>Total</b>
Resale	1	-	2	-	131	-	2	1,753	206	5	-	<b>2,100</b>
Exported <sup>1</sup>	-	-	-	-	1	-	-	4	3	-	-	<b>8</b>
Garaged	22	7	9	-	316	-	20	1,624	206	27	2	<b>2,233</b>
Other <sup>2</sup>	-	-	-	-	3	-	-	14	6	-	-	<b>23</b>
<b>Total</b>	<b>23</b>	<b>7</b>	<b>11</b>	<b>-</b>	<b>451</b>	<b>-</b>	<b>22</b>	<b>3,395</b>	<b>421</b>	<b>32</b>	<b>2</b>	<b>4,364</b>

<sup>1</sup> Motor vehicles that have been exported and reimported.

<sup>2</sup> Other minor restrictions such as seized by police, no engine, etc.

Note: There may be motor vehicles with restriction starting and ending during the same quarter.

**Table 7. Stock of licensed motor vehicles by motor energy type and vehicle category as at end Q2/2023**

<b>Vehicle category</b>	<b>Petrol</b>	<b>Diesel</b>	<b>Electric</b>	<b>Mild Hybrid (Petrol-Electric)</b>	<b>Mild Hybrid (Diesel-Electric)</b>	<b>LPG</b>	<b>Combined (Petrol-LPG)</b>	<b>Combined (Diesel-LPG)</b>	<b>Plug-in Hybrid (Petrol-Electric)</b>	<b>Plug-in Hybrid (Diesel-Electric)</b>	<b>Total</b>
Agricultural	31	2,594	-	-	-	-	-	-	-	-	<b>2,625</b>
Coach and private bus	-	360	-	-	-	-	-	18	-	-	<b>378</b>
Minibus	13	1,559	5	-	-	-	-	41	-	-	<b>1,618</b>
Route bus	-	430	33	-	-	-	-	-	-	-	<b>463</b>
Motorcycle/E-Bicycle/PA-Bicycle	39,454	16	2,872	-	-	1	1	-	-	-	<b>42,344</b>
E-kick scooter	-	-	3,901	-	-	-	-	-	-	-	<b>3,901</b>
Quad and ATV	1,148	-	227	-	-	-	-	-	-	-	<b>1,375</b>
Passenger car	209,778	95,065	3,402	6,665	285	5	1,873	6	3,568	34	<b>320,681</b>
Goods-carrying vehicle	1,731	51,189	209	1	15	4	50	22	3	-	<b>53,224</b>
Special purpose vehicle	41	4,016	82	-	-	107	14	4	-	-	<b>4,264</b>
Road tractor	1	1,163	-	-	-	-	-	2	-	-	<b>1,166</b>
<b>Total</b>	<b>252,197</b>	<b>156,392</b>	<b>10,731</b>	<b>6,666</b>	<b>300</b>	<b>117</b>	<b>1,938</b>	<b>93</b>	<b>3,571</b>	<b>34</b>	<b>432,039</b>
<b>% change over Q1/2023</b>	<b>0.8</b>	<b>0.3</b>	<b>17.8</b>	<b>12.4</b>	<b>10.3</b>	<b>4.5</b>	<b>1.0</b>	<b>40.9</b>	<b>9.1</b>	<b>13.3</b>	<b>1.2</b>



# Methodological Notes

- This news release is based on data provided by Transport Malta.
- Data in this news release is subject to revision.
- As from the publication of Q3/2021 news release, data by vehicle group has been recategorised to include e-kick scooters. Refer to methodological note 6.
- Data is being presented in consistency with international counterparts (Eurostat/ITF/UNECE) according to the [5th edition of the illustrated Glossary for Transport Statistics](#).
- As from 2020, the commentary in this news release is focused on the quarterly comparison of stock of motor vehicles, rather than annual as was done in previous news releases. This modification was introduced as the data relates mainly to stock values and not flow values. This change has only affected the perspective of the commentary.
- Definitions:
  - Motor vehicle categories and classifications**
    - Agricultural:** motor vehicle, normally a tractor, designed exclusively or primarily for agricultural purposes; licensed to use roads open to public traffic.
    - Coach and private bus:** passenger road motor vehicle designed to carry more than 24 persons (including driver), and with a provision to carry seated and standing passengers.
    - Minibus/mini-coach:** passenger road motor vehicle designed to carry 10-23 seated or standing persons (including the driver).
    - Route bus:** bus licensed to operate on established bus routes.
    - Motorcycle:** two-, three- or four-wheeled road motor vehicle not exceeding 400kg of unladen weight. All such vehicles with a cylinder capacity of 50cc or over are included, as are those under 50cc which do not meet the definition of moped.
    - E-Bicycle/PA-Bicycle:** bicycle with supportive electrical power unit. Due to the negligible number of powered bicycles, such data is included with motorcycles.
    - E-kick scooter:** a stand-up device that has a handlebar, a deck and small hard wheels powered by an electric motor and which also allows for human propulsion.
    - Moped:** two-, three- or four-wheeled road motor vehicle which is fitted with an engine having a cylinder capacity of less than 50cc and a maximum authorised design speed in accordance with national regulations. In this news release, mopeds are included together with motorcycles.
    - Quad (Quadricycle)/ATV (All-Terrain Vehicle):** four-wheeled road motor vehicle not exceeding 400kg of unladen weight. All such vehicles with a cylinder capacity of 50cc or over are included, as are those under 50cc which do not meet the definition of moped.
    - Passenger road vehicle:** a road motor vehicle designed, exclusively or primarily, to carry one or more persons. This category includes motorcycles, mopeds, passenger cars, vans designed and used primarily for the transportation of passengers, taxis, hire cars, ambulances, buses, coaches, minibuses and motor homes.
    - Passenger car:** road motor vehicle, other than a moped, motorcycle or Quad/ATV, intended for the carriage of passengers and designed to seat no more than nine persons (including the driver). This category includes passenger cars, vans designed and used primarily for the transportation of passengers, taxis, hire cars, ambulances, motor homes (not caravans), hearses and microcars.
    - Goods-carrying vehicle:** road motor vehicle designed, exclusively or primarily, to carry goods. This category includes: (i) light goods road motor vehicles with a gross vehicle weight of not more than 3,500kg designed exclusively or primarily to carry goods, such as vans and pick-ups; (ii) heavy goods road motor vehicles with a gross vehicle weight above 3,500kg designed to carry goods.
    - Road tractor:** road motor vehicle designed, exclusively or primarily, to haul other road motor vehicles which are not power driven (mainly semi-trailers).
    - Special purpose vehicle:** road motor vehicle for purposes other than the carriage of passengers or goods. This category includes: fire brigade vehicles; mobile cranes; self-propelled rollers; bulldozers with metallic wheels or track; vehicles for recording film, radio and TV broadcasting; mobile library vehicles; mobile kiosks; towing vehicles for vehicles in need of repair and other special purpose road motor vehicles.
    - Garage hire:** chauffeur-driven car for hire with driver without pre-determined routes. The method of hire is normally: (i) Flagging down the street; (ii) Picking up at a designated taxi rank; (iii) Telephoning for collection; (iv) Booking through mobile apps or internet.
    - Self-drive car/motorcycle:** passenger road motor vehicle available for hire (without chauffeur). A 'K' plate is assigned to all motor vehicles falling in this category.
    - Taxi:** licensed passenger car for hire with driver without pre-determined routes. The method of hire is normally: (i) Flagging down the street; (ii) Picking up at a designated taxi rank; (iii) Telephoning for collection. In Malta this category refers only to a specific taxi license and commonly recognised as white taxis.
    - Leased:** a contract under which the owner of a motor vehicle grants to another person the exclusive possession of the motor vehicle for an agreed period, in return for a consideration, and under such conditions that the possessor of the motor vehicle will be obliged to pay the full amount of the consideration, or a penalty, to the owner of the motor vehicle, should the contract be terminated before the expiration of the agreed period. A 'QZ' plate is assigned to all motor vehicles falling in this category. In recent years, this category is taking over the 'self-drive vehicles' category.
    - Other:** this category includes any other use/ownership (mostly private), not mentioned above.
  - Alternative vehicle motorisation types**
    - Electric/battery-operated:** electrically-operated motor vehicle, totally independent of a fuel-driven engine.
    - Mild hybrid petrol-electric vehicle (not plug-in):** road motor vehicle using petrol for propulsion, with an additional one or more electric motors for propulsion, where the electric motor(s) are powered from a traction battery which is charged by a generator driven by the petrol engine. Plug-in hybrid petrol-electric vehicles are not included.
    - Mild hybrid diesel-electric vehicle (not plug-in):** road motor vehicle using diesel for propulsion, with an additional one or more electric motors for propulsion, where the electric motor(s) are powered from a traction battery which is charged by a generator driven by the diesel engine. Plug-in hybrid diesel-electric vehicles are not included.
    - Plug-in hybrid petrol-electric vehicle:** hybrid petrol-electric vehicle where the traction battery can also be charged from an external electricity source (such as an electric socket). Mild hybrid petrol-electric vehicles are not included.
    - Plug-in hybrid diesel-electric vehicle:** hybrid diesel-electric vehicle where the traction battery can also be charged from an external electricity source (such as an electric socket). Mild hybrid diesel-electric vehicles are not included.
    - Combined:** a combined engine motor vehicle is one that uses two or more distinct non-electric power sources. Combination types include: Petrol/LPG, Diesel/LPG.
  - Motor vehicle restrictions**
    - Restrictions:** conditions imposed on a motor vehicle's licence. Restrictions can be either temporary such as garaged, seized, resale, etc., or permanent (i.e. motor vehicle is indefinitely removed from circulation on national territory), such as exported, scrapped or destroyed. In this news release, only data of the four main restrictions (resale, exported, scrapped, garaged) are reported.
    - Resale:** a motor vehicle which has been de-licensed and put up for resale. The motor vehicle cannot be used on the road until licensed again when sold.
    - Exported:** a motor vehicle licensed in Malta which has been exported.
    - Garaged:** a motor vehicle no longer licensed for use on the road. This category excludes motor vehicles which have been scrapped or exported. A motor vehicle may be garaged for a particular period, then re-licensed after this period.
    - Scrapped:** a motor vehicle which has been scrapped/destroyed and therefore, indefinitely removed from circulation.
    - Other:** a motor vehicle which has been de-licensed for other reasons not listed above such as stolen, seized, engine removed, arrears issues and other minor restrictions.
- Newly licensed motor vehicles' data (new and used) shows the number of motor vehicles licensed for the first time to be used on Maltese roads. These values approximately indicate also the local sales of motor vehicles during the applicable period. Transfers of motor vehicles between owners are not included.
- Stock level corresponding to reference quarter =
 
$$\begin{aligned} & \text{Stock recorded in previous quarter} \\ & + \text{newly licensed motor vehicles in quarter under review} \\ & - \text{number of motor vehicles with restriction starting during quarter under review} \\ & + \text{number of motor vehicles with restriction ending during the quarter under review} \end{aligned}$$
 The final number might differ slightly from the actual stock due to the cut-off dates of the different databases.
- Net average daily increase of stock of licensed vehicles =
 
$$\frac{\text{stock recorded in quarter under review} - \text{stock recorded in previous quarter}}{\text{number of days in quarter under review}}$$
- Average daily increase of newly licensed motor vehicles =
 
$$\frac{\text{newly licensed motor vehicles (new and used)}}{\text{number of days in quarter under review}}$$
- Statistics in this news release should be interpreted in the context of the COVID-19 situation.
- More information relating to this news release may be accessed at:
  - [Sources and Methods:](#)
  - [Statistical Concepts](#)
- References to this news release are to be cited appropriately.
- A detailed news release calendar is available [online](#).