

News Releases

[Home](#) » [Government Expenditure on Social Security Benefits: January-September 2023](#)


[Salient Points](#)
[News](#)
[Data](#)
[Methodology](#)

Government Expenditure on Social Security Benefits: January-September 2023

NR189/2023

Release Date: 26 October 2023

During the first nine months of 2023, Government outlay towards Social Security Benefits rose by €78.9 million in comparison to 2022.



Social Security Benefits Expenditure

Between January and September 2023, spending on Social Security Benefits totalled €980.4 million, an 8.7 per cent rise from the previous year. Higher expenditure was reported for both Contributory (€54.2 million) and Non-Contributory Benefits (€24.7 million) (Table 1).

Government spending towards Contributory Benefits amounted to €791.2 million, a 7.4 per cent rise from 2022. Pensions in respect of Retirement recorded the largest increase of €32.2 million, mainly as a result of 1,501 more persons in receipt of the Two-Thirds Pension. Further increases were registered under Contributory Bonus (€12.4 million) and Pensions in respect of Widowhood (€9.5 million) (Table 2).

By the end of September 2023, €189.2 million went towards Non-Contributory Benefits, a 15.0 per cent increase in comparison to the previous year. All benefit categories registered increases, with the main ones recorded under Total In-Work Benefit (€6.1 million), Total Supplementary Allowance (€5.3 million) and Child Allowance (€3.5 million) (Table 3).

In comparison to 2022, an additional €26.4 million was spent on Social Security Benefits between July and September 2023, with total expenditure reaching €299.8 million. Contributory expenditure rose by €19.3 million, with the largest increase registered under Pensions in respect of Retirement (€12.2 million). Furthermore, spending towards Non-Contributory Benefits increased by €7.1 million, with the largest growths recorded under Total Supplementary Allowance (€2.4 million) and Total In-Work Benefit (€1.7 million) (Tables 4 and 5).

Social Security Beneficiaries

During the first nine months of 2023, the largest number of Contributory beneficiaries was recorded under the Two-Thirds Pension (58,820). The same benefit reported the highest increase among recipients, with 1,501 additional pensioners when compared to 2022. On the other hand, the biggest drop in recipients was registered under Sickness Benefit (4,661) (Table 2).

Children's Allowance reported the highest number of Non-Contributory recipients, with 44,016 families in receipt of the benefit. In-Work Benefit recorded the largest increase in beneficiaries at 16,358, while the largest decline in recipients was witnessed under Supplementary Allowance (466) (Table 3).

In the third quarter of 2022, the Two-Thirds Pension (57,378) and Children's Allowance (42,186) were the most received Contributory and Non-Contributory Benefits, respectively (Tables 4 and 5).



Chart 1. Social Security Benefits Expenditure

January-September in € million

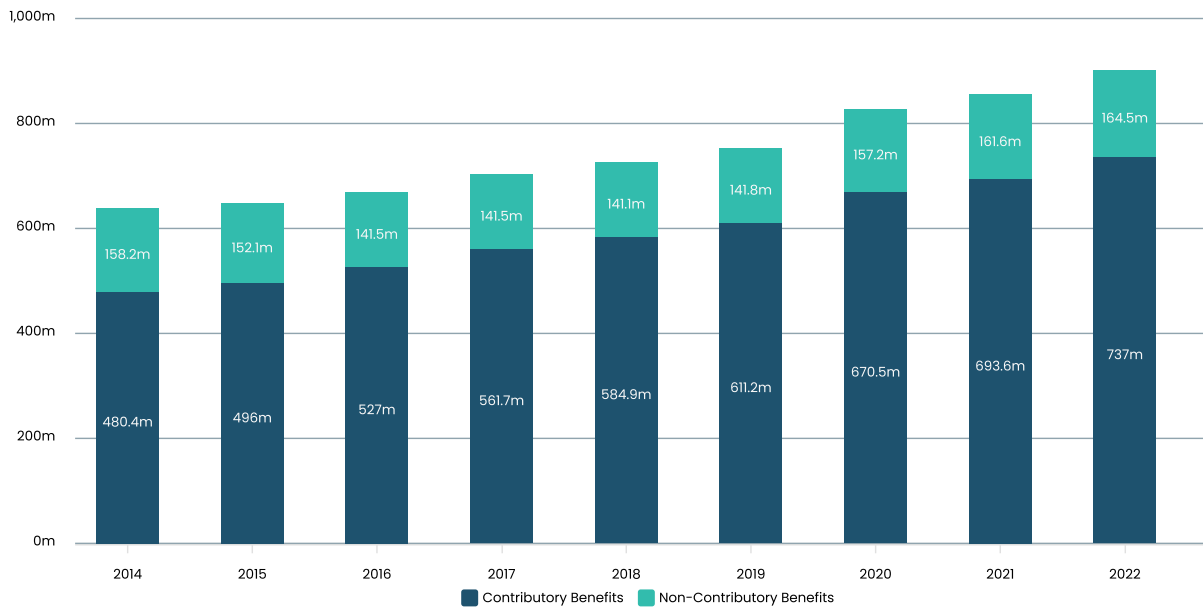
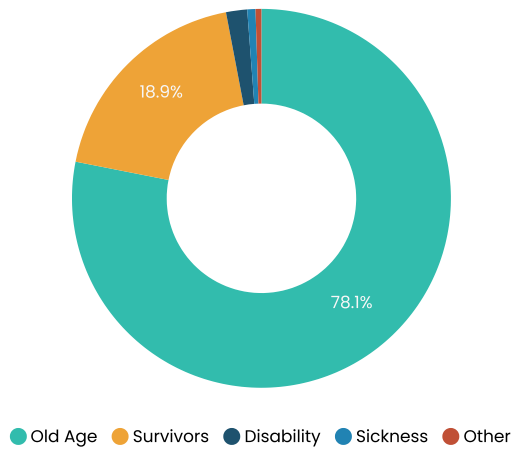


Chart 2. Social Security Benefits Expenditure by ESSPROS¹ functions

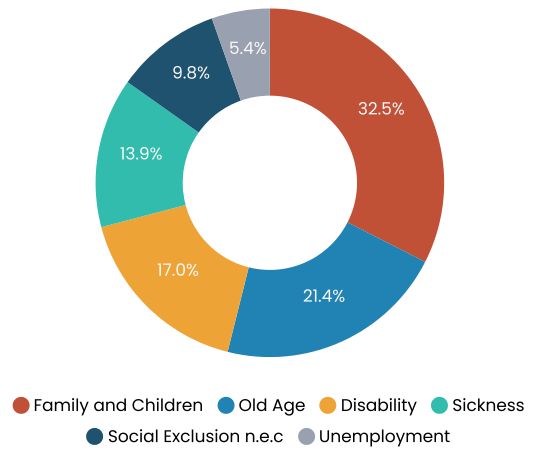
Contributory Benefits

January-September 2023



Non-Contributory Benefits

January-September 2023



¹ Refer to methodological note 5.



Table 1. Social Security Benefits Expenditure by period and description

Description	Jan-Sep 2021	Jan-Sep 2022	Jan-Sep 2023	Jan-Sep 2023 / Jan-Sep 2022	
				Change	% change
				€ 000	
Contributory Benefits	693,609	737,022	791,217	54,195	7.4
Non-Contributory Benefits	161,633	164,546	189,229	24,683	15.0
Total Social Security Benefits	855,242	901,567	980,446	78,879	8.7

Table 2. Social Security Contributory Benefits by period and description

Description	Jan-Sep 2021		Jan-Sep 2022		Jan-Sep 2023	
	Beneficiaries	€ 000	Beneficiaries	€ 000	Beneficiaries	€ 000
Contributory Benefits	-	693,609	-	737,022	-	791,217
Pensions in respect of Retirement	-	490,665	-	520,773	-	552,948
Retirement Pension	5,692	25,318	4,716	17,980	3,697	17,081
National Minimum Pension	7,756	37,812	8,012	41,407	8,382	45,041
Increased Retirement Pension	1,078	6,220	562	4,228	481	3,867
Two-Thirds Pension	54,863	400,635	57,319	435,992	58,820	466,730
Increased National Minimum Pension	2,764	20,358	2,628	20,853	2,429	19,971
Decreased National Minimum Pension	71	322	71	312	59	258
Pensions in respect of Invalidity	-	14,741	-	14,339	-	14,566
Invalidity Pension	113	432	104	427	97	434
Increased Invalidity Pension	47	231	37	223	27	185
National Minimum Invalidity Pension	2,826	14,078	2,671	13,688	2,496	13,946
Decreased National Minimum Invalidity Pension ¹	2	c	2	c	1	c
Pensions in respect of Widowhood	-	118,064	-	125,861	-	135,371
Widows' Pension	154	909	145	962	135	948
Early Survivors' Pension	1,873	10,888	1,564	8,742	1,182	6,547
Survivors' Pension	10,731	73,803	12,174	88,209	12,949	100,577
National Minimum Widows' Pension	5,396	32,464	4,922	27,948	4,036	27,299
Benefits in respect of Industrial Injuries and Gratuities	-	1,049	-	1,209	-	1,153
Injury Benefit	1,115	799	1,192	926	1,045	856
Injury Pension	212	228	202	210	196	218
Injury Gratuity	11	23	15	73	16	79
Other Benefits	-	8,237	-	8,517	-	8,425
Unemployment Benefit	1,626	930	803	577	935	708
Special Unemployment Benefit	154	126	95	74	85	66
Maternity Benefit	2,516	2,253	2,326	2,254	2,620	2,500
Sickness Benefit	14,482	4,305	22,392	4,819	17,731	4,394
Orphans' Allowance	8	38	9	36	7	26
Marriage Grant	2,022	584	2,608	757	2,397	732
COVID-19 Benefits	-	612	-	c	-	-
Additional Unemployment Benefit	-	-	-	-	-	-
Disability Benefit	-	-	-	-	-	-
Medical Benefit	-	-	-	-	-	-
Parent Benefit ²	1,161	612	2	c	-	-
Bonus	-	60,240	-	66,323	-	78,754

^cConfidential

¹For confidentiality reasons, outlay for Decreased National Minimum Invalidity Pension has been included under National Minimum Invalidity Pension.

²For confidentiality reasons, 2022 outlay for Parent Benefit has been included under Sickness Benefit.

Table 3. Social Security Non-Contributory Benefits by period and description

Description	Jan-Sep 2021		Jan-Sep 2022		Jan-Sep 2023	
	Beneficiaries	€ 000	Beneficiaries	€ 000	Beneficiaries	€ 000
Non-Contributory Benefits	-	161,755	-	164,546	-	189,229
Child Allowance	-	32,724	-	32,903	-	36,433
Children's Allowance	43,584	28,687	43,523	27,879	44,016	27,210
Foster Child Allowance	190	1,368	198	1,443	204	1,349
Child Benefit Bonus	2,373	836	2,264	934	2,350	944
Children's Allowance Supplement	42,938	1,833	42,942	2,647	43,396	6,918
Tapered Foster Child Allowance ¹	-	-	-	-	4	13
Age Pension	4,617	17,369	4,257	15,097	4,091	15,564
Disability Pensions/Allowance	-	24,588	-	25,207	-	27,882
Disability Child Allowance	1,731	1,892	1,961	2,436	2,199	2,771
Disability Assistance	242	765	339	942	409	1,250
Severe Disability Assistance	3,587	15,201	3,853	15,071	3,983	16,441
Increased Severe Disability Assistance	844	5,089	921	5,099	943	5,565
Assistance Visually Impaired	416	1,640	426	1,658	426	1,856
Total Social Assistance	-	34,375	-	32,766	-	35,680
Drug Addicts Allowance	73	41	69	48	95	50
Social Assistance	4,332	16,490	4,097	15,802	3,901	16,327
Social Assistance for Single Parents	2,539	9,331	2,367	8,994	2,241	9,494
Unemployment Assistance	890	2,473	520	1,241	410	1,148
Social Assistance Board ²	3	2	2	c	1	c
Unemployment Assistance Taper	1,491	2,467	1,336	2,621	1,136	2,538
Subsidiary Unemployment Assistance	1,223	3,571	1,420	4,060	1,669	6,124
Medical Assistance	-	14,072	-	13,588	-	13,991
Sickness Assistance	11,673	14,011	11,240	13,537	10,819	13,944
Leprosy Assistance	18	34	18	30	15	28
Milk Grant	53	27	40	21	40	20
Tuberculosis Assistance ³	-	-	-	-	1	c
Carers Allowances/Grants	-	7,054	-	8,443	-	10,050
Increased Carers' Allowance	1,354	5,620	1,449	6,836	1,466	7,366
Carers' Allowance	387	1,312	409	1,381	456	1,711
Carer's Grant	409	122	424	226	441	974
Total Supplementary Allowance	-	8,913	-	13,166	-	18,475
Supplementary Allowance	22,638	8,913	21,936	13,166	21,470	13,044
Additional COLA Household Mechanism ⁴	-	-	-	-	11,168	5,431
Assistance to Help the Elderly Live Independently	38,595	11,495	40,749	12,927	41,509	13,871
Total In-Work Benefit	-	5,094	-	4,520	-	10,496
In-Work Benefit ⁵	6,125	4,594	7,802	4,426	24,160	10,496
In-Work Supplement ⁶	1,988	500	365	94	1	c
Bonus	-	6,071	-	5,929	-	6,785

^cConfidential

¹From 2023, foster carers who adopt the child they have been fostering will continue to receive a percentage of the Foster Care Allowance over a maximum four-year period.

²For confidentiality reasons, Social Assistance Board outlay has been included under corresponding Unemployment Assistance expenditure.

³For confidentiality reasons, Tuberculosis Assistance outlay for 2023 has been included under corresponding Sickness Assistance expenditure.

⁴Additional COLA payments first made to vulnerable families in December 2022, to offset the cost of living increase.

⁵In-Work Benefit payments for 2023 are to be taken as provisional. Refer to Methodological Note 3.

⁶For confidentiality reasons, In-Work Supplement outlay for 2023 has been included under corresponding In-Work Benefit.

Table 4. Social Security Contributory Benefits by quarter and description

Description	Jul-Sep 2021		Jul-Sep 2022		Jul-Sep 2023	
	Beneficiaries	€ 000	Beneficiaries	€ 000	Beneficiaries	€ 000
Contributory Benefits	-	214,770	-	223,382	-	242,669
Pensions in respect of Retirement	-	155,090	-	160,865	-	173,097
Retirement Pension	4,710	6,449	3,642	5,086	3,308	4,950
National Minimum Pension	7,515	15,688	7,752	15,606	8,133	17,919
Increased Retirement Pension	622	1,433	494	1,219	439	1,109
Two-Thirds Pension	53,650	123,415	55,965	130,834	57,378	141,463
Increased National Minimum Pension	2,483	8,015	2,485	8,035	2,207	7,585
Decreased National Minimum Pension	66	90	63	85	52	71
Pensions in respect of Invalidity	-	5,775	-	5,483	-	5,723
Invalidity Pension	99	173	97	173	93	176
Increased Invalidity Pension	42	75	32	87	26	58
National Minimum Invalidity Pension	2,617	5,527	2,470	5,223	2,373	5,489
Decreased National Minimum Invalidity Pension ¹	2	c	2	c	1	c
Pensions in respect of Widowhood	-	37,019	-	39,045	-	41,869
Widows' Pension	148	303	134	275	128	286
Early Survivors' Pension	1,493	2,947	1,197	2,481	818	1,743
Survivors' Pension	10,374	24,052	11,793	28,109	12,527	31,553
National Minimum Widows' Pension	4,985	9,717	3,967	8,179	3,743	8,288
Benefits in respect of Industrial Injuries and Gratuities	-	368	-	426	-	407
Injury Benefit	425	269	473	343	435	294
Injury Pension	204	92	197	83	191	85
Injury Gratuity	3	7	1	c	6	28
Other Benefits	-	2,612	-	2,703	-	2,715
Unemployment Benefit	497	199	325	132	430	184
Special Unemployment Benefit	34	22	31	20	38	22
Maternity Benefit	899	665	707	718	906	841
Sickness Benefit	5,192	1,384	8,970	1,464	6,323	1,344
Orphans' Allowance	8	12	8	10	5	6
Marriage Grant	1,189	331	1,274	359	1,124	317
COVID-19 Benefits	-	5	-	-	-	-
Additional Unemployment Benefit	-	-	-	-	-	-
Disability Benefit	-	-	-	-	-	-
Medical Benefit	-	-	-	-	-	-
Parent Benefit	5	5	-	-	-	-
Bonus	-	13,902	-	14,860	-	18,859

^cConfidential

¹For confidentiality reasons, Decreased National Minimum Invalidity Pension outlay has been included under National Minimum Invalidity Pension.

Table 5. Social Security Non-Contributory Benefits by quarter and description

Description	Jul-Sep 2021		Jul-Sep 2022		Jul-Sep 2023	
	Beneficiaries	€ 000	Beneficiaries	€ 000	Beneficiaries	€ 000
Non-Contributory Benefits	-	46,237	-	50,022	-	57,137
Child Allowance	-	10,755	-	11,464	-	12,057
Children's Allowance	41,517	10,017	41,747	9,775	42,186	9,022
Foster Child Allowance	179	421	191	462	193	431
Child Benefit Bonus	757	233	818	348	773	294
Children's Allowance Supplement	41,256	84	41,628	879	42,052	2,304
Tapered Foster Child Allowance ¹	-	-	-	-	4	5
Age Pension	4,250	5,025	4,028	4,992	3,867	5,028
Disability Pensions/Allowance	-	7,650	-	8,561	-	9,320
Disability Child Allowance	1,666	697	1,887	885	2,128	971
Disability Assistance	234	244	333	336	395	429
Severe Disability Assistance	3,499	4,600	3,765	5,070	3,829	5,446
Increased Severe Disability Assistance	823	1,564	897	1,717	917	1,845
Assistance Visually Impaired	403	546	414	553	418	629
Total Social Assistance	-	10,390	-	10,234	-	10,823
Drug Addicts Allowance	31	13	43	22	41	15
Social Assistance	3,927	4,897	3,697	4,684	3,565	4,822
Social Assistance for Single Parents	2,292	2,847	2,133	2,654	2,053	2,794
Unemployment Assistance	574	728	317	387	299	377
Social Assistance Board ²	1	c	-	-	1	c
Unemployment Assistance Taper	1,129	747	992	732	914	756
Subsidiary Unemployment Assistance	987	1,158	1,209	1,754	1,383	2,060
Medical Assistance	-	4,204	-	4,123	-	4,158
Sickness Assistance	11,072	4,189	10,662	4,110	10,307	4,144
Leprosy Assistance	17	10	16	9	15	8
Milk Grant	24	5	23	4	21	5
Tuberculosis Assistance	-	-	-	-	-	-
Carers Allowances/Grants	-	1,814	-	2,729	-	3,445
Increased Carers' Allowance	1,204	1,410	1,293	2,293	1,307	2,410
Carers' Allowance	341	398	355	432	429	552
Carer's Grant	16	5	6	3	424	484
Total Supplementary Allowance	-	2,948	-	4,586	-	7,010
Supplementary Allowance	21,896	2,948	21,326	4,586	20,877	4,480
Additional COLA Household Mechanism ³	-	-	-	-	4,904	2,530
Assistance to Help the Elderly Live Independently	2,226	6	2,304	163	1,208	157
Total In-Work Benefit	-	2,169	-	1,835	-	3,519
In-Work Benefit ⁴	4,526	2,048	5,474	1,833	23,027	3,519
In-Work Supplement	481	121	11	3	-	-
Bonus	-	1,275	-	1,335	-	1,620

^cConfidential

¹From 2023, foster carers who adopt the child they have been fostering will continue to receive a percentage of the Foster Care Allowance over a maximum four-year period.

²For confidentiality reasons, Social Assistance Board outlay has been included under corresponding Unemployment Assistance expenditure.

³Additional COLA payments first made to vulnerable families in December 2022, to offset the cost of living increase.

⁴In-Work Benefit payments for 2023 are to be taken as provisional. Refer to Methodological Note 3.

News Releases

[Home](#) » [Government Expenditure on Social Security Benefits: January-September 2023](#)

[Salient Points](#)[News](#)[Data](#)[Methodology](#)

Methodological Notes

1. Expenditure data provided in this news release is extracted from the administrative records of the Social Security Department, and is based on the Government's Consolidated Fund.
2. Beneficiaries data is obtained from the Department of Social Security's Unique Beneficiaries Report.
3. In 2022, a complete revamp of the In-Work Benefit (IWB) was carried out by the Income Support and Compliance Division, with payments now being made to all eligible parents irrespective of application status. Payments are made in arrears, hence the reporting period for reference year N is being covered by payments made between April of year N to March of year N+1. Due to the differences in reporting methods between the data sources listed in Notes 1 and 2, and to maintain consistency in line with the restructuring performed, from 2023 the Unique Beneficiaries Report has been used to extract both the expenditure and beneficiaries data for the IWB.
4. For every benefit, the corresponding beneficiaries reflect any person who has received the benefit at least once during the reference period. The number of beneficiaries may not be aggregated since persons obtaining two or more different benefits during the same period are listed once under each benefit. Furthermore, it should also be noted that the annual number of beneficiaries is not equal to the sum of the quarters since beneficiaries obtaining the same benefit in more than one quarter are only counted once.
5. The functions provided in charts 2 are in line with the European System of Integrated Social Protection Statistics (ESSPROS) Manual 2022 Edition (ISBN 978-92-76-58596-1). This methodology is mandatory for all EU Member States. A detailed breakdown of which benefits are classified under each function is provided in the Social Security Benefits Glossary that can be accessed from the 'Sources and Methods' link listed in note 8.
6. Expenditure data is not normally subject to revision, while beneficiaries data may be revised. As of 2023, latest figures for the IWB are to be taken as provisional and subject to revision.
7. Figures may not add up exactly due to rounding.
8. More information relating to this news release may be accessed at:
[Statistical Database](#)
[Sources and Methods](#)
[Statistical Concepts](#)
9. References to this news release are to be cited appropriately.
10. A detailed news release calendar is available [online](#).



Lascaris
Valletta VLT 2000
Malta

+356 25997000



Company

[About NSO](#)

[Job opportunities](#)

[Contact us](#)

[Contact list](#)

[Media](#)

[Accessibility](#)

Customer

[Data requests](#)

[NACE Queries](#)

[News releases](#)

[Publications](#)

[Calendars](#)

Subscribe with us

Enter your email address to start receiving our published statistics.

© 2022 National Statistics Office

English Malti

