

News Release



Date: 18 May 2006
No. : 102/2006
Time of release: 11.00 hrs

Theme:
**Population and Social
Conditions**

Compiled by:

Population & Social Statistics Unit
e-mail: population.nso@gov.mt
Tel: 25997629

The monthly calendar of
NSO News Releases may
be consulted on the Office's
website at www.nso.gov.mt

Culture

Band Clubs 2005

This news release covers data on band clubs for the year 2005.

During 2005, the total number of *bandisti*, both resident and trainee, decreased – by 1.3 per cent, from 4,106 in 2004 to 4,051.

Band club membership for this year stood at 22,411 members – a decrease of 13.2 per cent over the 25,832 members in 2004.

During 2005, band club membership registered 6.1 per cent of the Maltese population aged 5-84 years – a one-per-cent decrease over the previous two years.

Although not exclusively the domain of men, this sector is primarily dominated by males. In fact, 79.1 per cent of band club members in 2005 were men whilst 20.9 per cent were females. Women representatives on band committees amounted to 15.7 per cent of the total committee members, an increase of 1.1 per cent over 2004.

This survey registered also an increase of resident female *bandisti* during 2005. In fact, during 2005, the percentage of resident female *bandisti* amounted to 26.5 per cent of all the participants within this category – an increase of 0.8 percentage points as compared to last year.

In 2005, a total of 1,277 band programmes were performed throughout Malta and Gozo. Of these, 61.5 per cent were held within the same locality of the band club.

Band clubs produced various types of publications in 2005, such as books, magazines, audiocassettes and CDs. The Southern Harbour district was the most productive in this area – with over 30.7 per cent of total publications. The South Eastern and Northern Harbour districts follow, with 20.7 and 16.4 per cent of total publications respectively. Gozo band clubs were the least productive, with just over nine per cent of total publications.

The liveliest participation in band clubs was recorded in the Northern Harbour district, with a total of 893 *bandisti*, of whom 463 were resident and 430 were trainee. The Southern Harbour district was a close second with 774 *bandisti* where 530 were resident and 244 trainees. The South Eastern district comprised the largest number of band club members – 5,140 males and 1,758 females – 6,898 members in all.

In the year 2005, band club expenditure decreased by 2.9 per cent over 2004, but increased by 3.6 per cent over 2003. The bulk of the expenditure – 41.7 per cent – went towards remuneration to *bandisti*. The 'Other expenditure' category accounted for 35.1 per cent of total expenditure.

The total income of band clubs in 2005 increased by 33.8 per cent over 2004, from Lm847,087 to Lm1,133,734. The majority of income came from the 'Other income' category; in fact this garnered 44.5 per cent of total income.

National Statistics Office
Library & Information Unit
Lascaris, Valletta CMR 02, Malta
Tel: (+356) 25997219
Fax: (+356) 25997205
e-mail: nso@gov.mt
<http://www.nso.gov.mt>

Table 1. Band club membership

| | 2003 | | | 2004 | | | 2005 | | |
|--------------------------|--------|---------|---------------|--------|---------|---------------|--------|---------|---------------|
| | Males | Females | Total | Males | Females | Total | Males | Females | Total |
| Resident <i>bandisti</i> | 1,931 | 631 | 2,562 | 1,880 | 650 | 2,530 | 1,872 | 675 | 2,547 |
| Trainee <i>bandisti</i> | 977 | 560 | 1,537 | 1,016 | 560 | 1,576 | 957 | 547 | 1,504 |
| Band membership | 20,340 | 5,228 | 25,568 | 20,104 | 5,728 | 25,832 | 17,726 | 4,685 | 22,411 |
| Band committees | 1,014 | 179 | 1,193 | 1,026 | 176 | 1,202 | 1,488 | 278 | 1,766 |

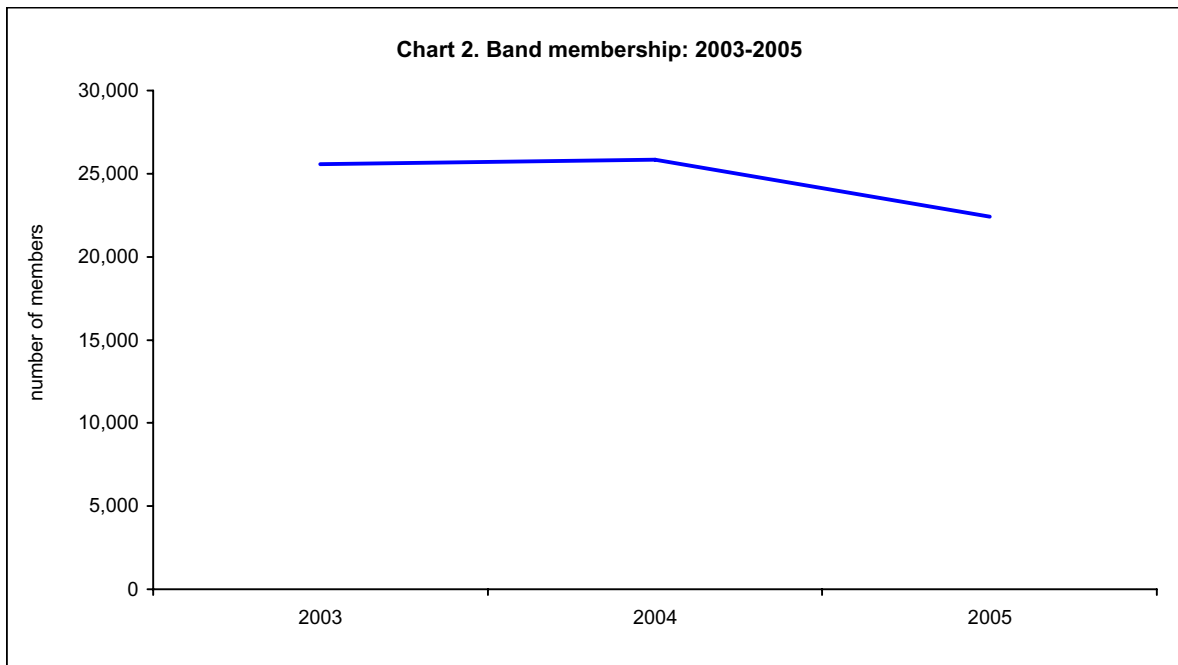
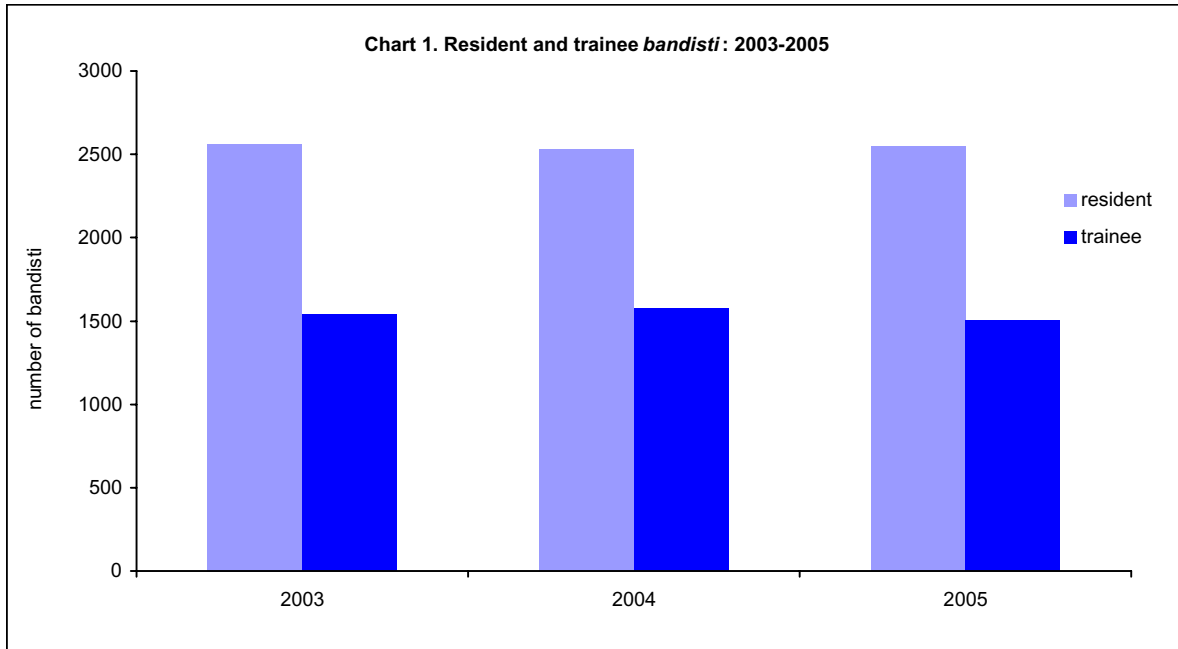


Table 2. Band club membership
as a percentage of the Maltese population aged between 5-84 years

| | 2003 | | | 2004 | | | 2005* | | |
|--------------------------|-------|---------|------------|-------|---------|------------|-------|---------|------------|
| | Males | Females | Total | Males | Females | Total | Males | Females | Total |
| | % | | | | | | | | |
| Resident <i>bandisti</i> | 1.1 | 0.4 | 0.7 | 1.0 | 0.4 | 0.7 | 1.0 | 0.4 | 0.7 |
| Trainee <i>bandisti</i> | 0.5 | 0.3 | 0.4 | 0.6 | 0.3 | 0.4 | 0.5 | 0.3 | 0.4 |
| Band membership | 11.3 | 2.9 | 7.1 | 11.1 | 3.1 | 7.1 | 9.7 | 2.5 | 6.1 |
| Band committees | 0.6 | 0.1 | 0.3 | 0.6 | 0.1 | 0.3 | 0.8 | 0.2 | 0.5 |

* This is calculated as a percentage of the Maltese population as at 31st December 2004, as data for 2005 is as yet unavailable.

Table 3. Band club membership by sex
as a percentage of total band club membership

| | 2003 | | | 2004 | | | 2005 | | |
|--------------------------|-------|---------|--------------|-------|---------|--------------|-------|---------|--------------|
| | Males | Females | Total | Males | Females | Total | Males | Females | Total |
| | % | | | | | | | | |
| Resident <i>bandisti</i> | 75.4 | 24.6 | 100.0 | 74.3 | 25.7 | 100.0 | 73.5 | 26.5 | 100.0 |
| Trainee <i>bandisti</i> | 63.6 | 36.4 | 100.0 | 64.5 | 35.5 | 100.0 | 63.6 | 36.4 | 100.0 |
| Band membership | 79.6 | 20.4 | 100.0 | 77.8 | 22.2 | 100.0 | 79.1 | 20.9 | 100.0 |
| Band committees | 85.0 | 15.0 | 100.0 | 85.4 | 14.6 | 100.0 | 84.3 | 15.7 | 100.0 |

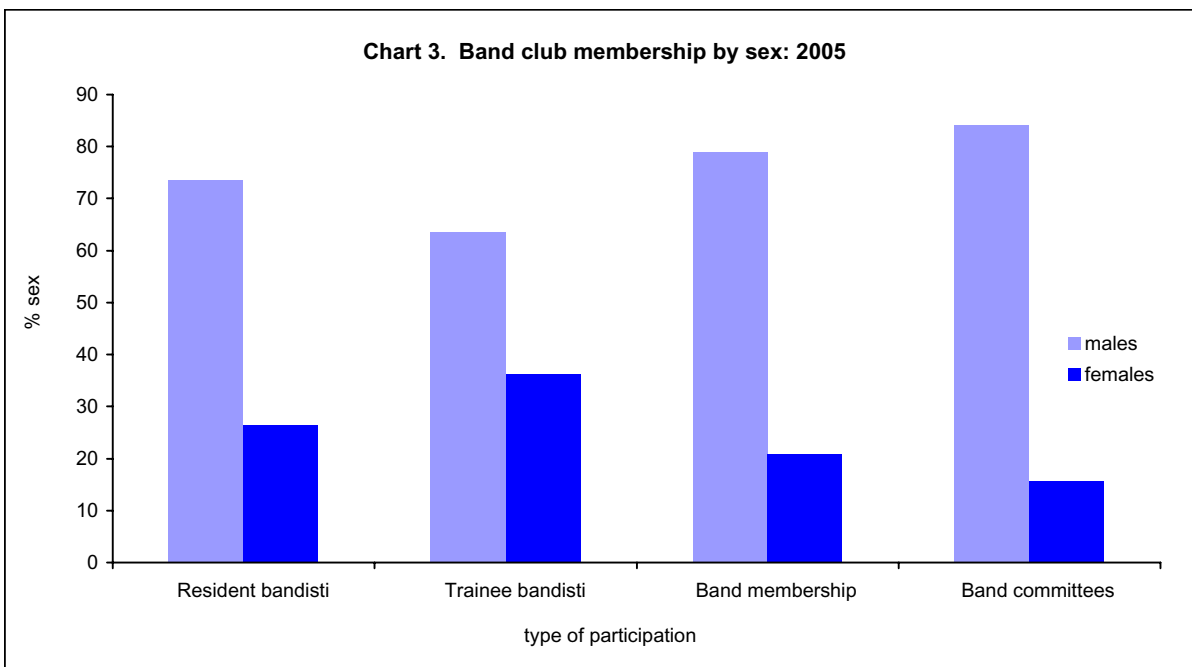


Table 4. Ratios for trainee *bandisti* and resident *bandisti*

| Year | Sex | Ratio resident <i>bandisti</i> / trainee <i>bandisti</i> | Ratio trainee <i>bandisti</i> / resident <i>bandisti</i> |
|-------------|--------------|---|---|
| 2003 | Males | 2.0 | 0.5 |
| | Females | 1.1 | 0.9 |
| | Total | 1.7 | 0.6 |
| 2004 | Males | 1.9 | 0.5 |
| | Females | 1.2 | 0.9 |
| | Total | 1.6 | 0.6 |
| 2005 | Males | 2.0 | 0.5 |
| | Females | 1.2 | 0.8 |
| | Total | 1.7 | 0.6 |

Table 5. Band programmes

| | 2003 | 2004 | 2005 |
|---------------------|--------------|--------------|--------------|
| In own locality | 698 | 705 | 785 |
| In other localities | 483 | 481 | 492 |
| Total | 1,181 | 1,186 | 1,277 |

Table 6. Band club publications by region and district: 2005

| Administrative area | Books | Audio cassettes & CDs | Magazines |
|------------------------|-----------|-----------------------|------------|
| MALTA | 82 | 74 | 124 |
| Malta | 74 | 69 | 111 |
| Gozo and Comino | 8 | 5 | 13 |
| Southern Harbour | 18 | 26 | 42 |
| Northern Harbour | 14 | 12 | 20 |
| South Eastern | 22 | 14 | 22 |
| Western | 14 | 8 | 15 |
| Northern | 6 | 9 | 12 |
| Gozo and Comino | 8 | 5 | 13 |

Table 7. Resident *bandisti* by region & district, sex and percentage distribution: 2005

| Administrative area | Males | Females | Total | Males | Females | Total |
|------------------------|--------------|------------|--------------|--------------|--------------|--------------|
| | | | | % total | | |
| MALTA | 1,872 | 675 | 2,547 | 100.0 | 100.0 | 100.0 |
| Malta | 1,625 | 596 | 2,221 | 86.8 | 88.3 | 87.2 |
| Gozo and Comino | 247 | 79 | 326 | 13.2 | 11.7 | 12.8 |
| Southern Harbour | 412 | 118 | 530 | 22.0 | 17.5 | 20.8 |
| Northern Harbour | 319 | 144 | 463 | 17.0 | 21.3 | 18.2 |
| South Eastern | 362 | 132 | 494 | 19.3 | 19.6 | 19.4 |
| Western | 207 | 102 | 309 | 11.1 | 15.1 | 12.1 |
| Northern | 325 | 100 | 425 | 17.4 | 14.8 | 16.7 |
| Gozo and Comino | 247 | 79 | 326 | 13.2 | 11.7 | 12.8 |

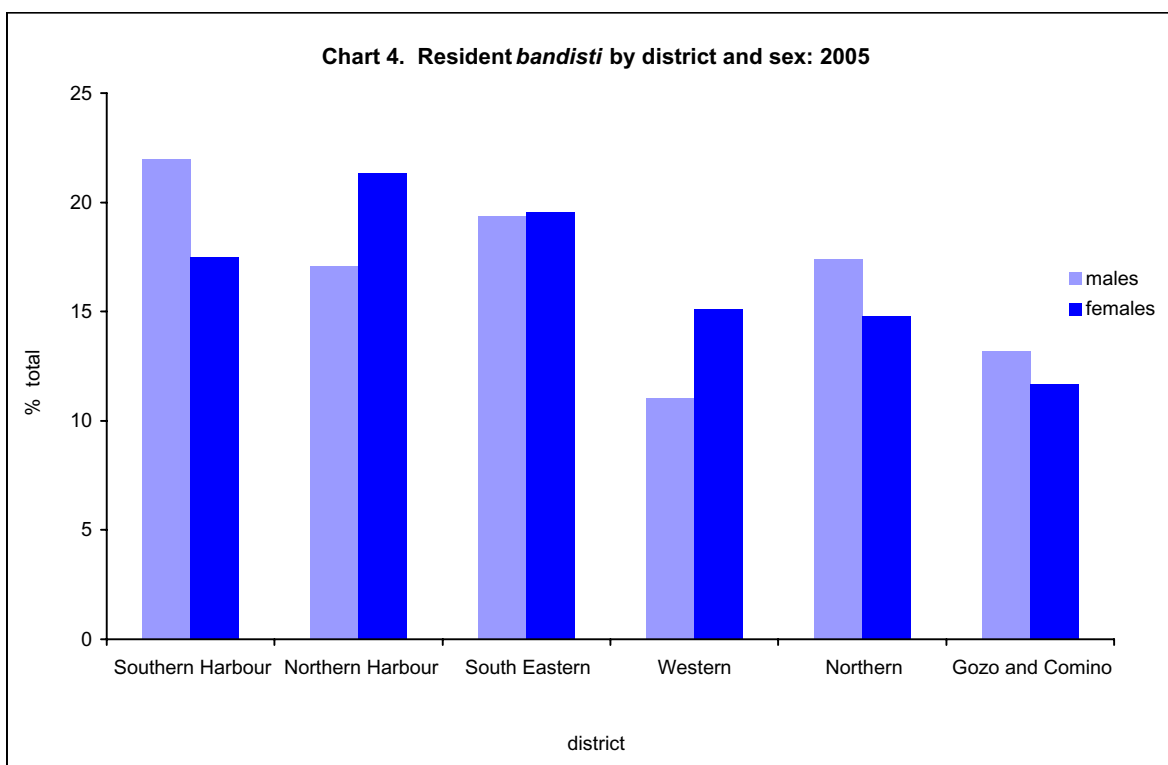


Table 8. Trainee *bandisti* by region & district, sex and percentage distribution: 2005

| Administrative area | Males | Females | Total | Males | Females | Total |
|------------------------|------------|------------|--------------|--------------|--------------|--------------|
| | | | | % total | | |
| MALTA | 958 | 548 | 1,506 | 100.0 | 100.0 | 100.0 |
| Malta | 896 | 510 | 1,406 | 93.5 | 93.1 | 93.4 |
| Gozo and Comino | 62 | 38 | 100 | 6.5 | 6.9 | 6.6 |
| Southern Harbour | 164 | 80 | 244 | 17.1 | 14.6 | 16.2 |
| Northern Harbour | 301 | 129 | 430 | 31.4 | 23.5 | 28.6 |
| South Eastern | 157 | 115 | 272 | 16.4 | 21.0 | 18.1 |
| Western | 161 | 113 | 274 | 16.8 | 20.6 | 18.2 |
| Northern | 113 | 73 | 186 | 11.8 | 13.3 | 12.4 |
| Gozo and Comino | 62 | 38 | 100 | 6.5 | 6.9 | 6.6 |

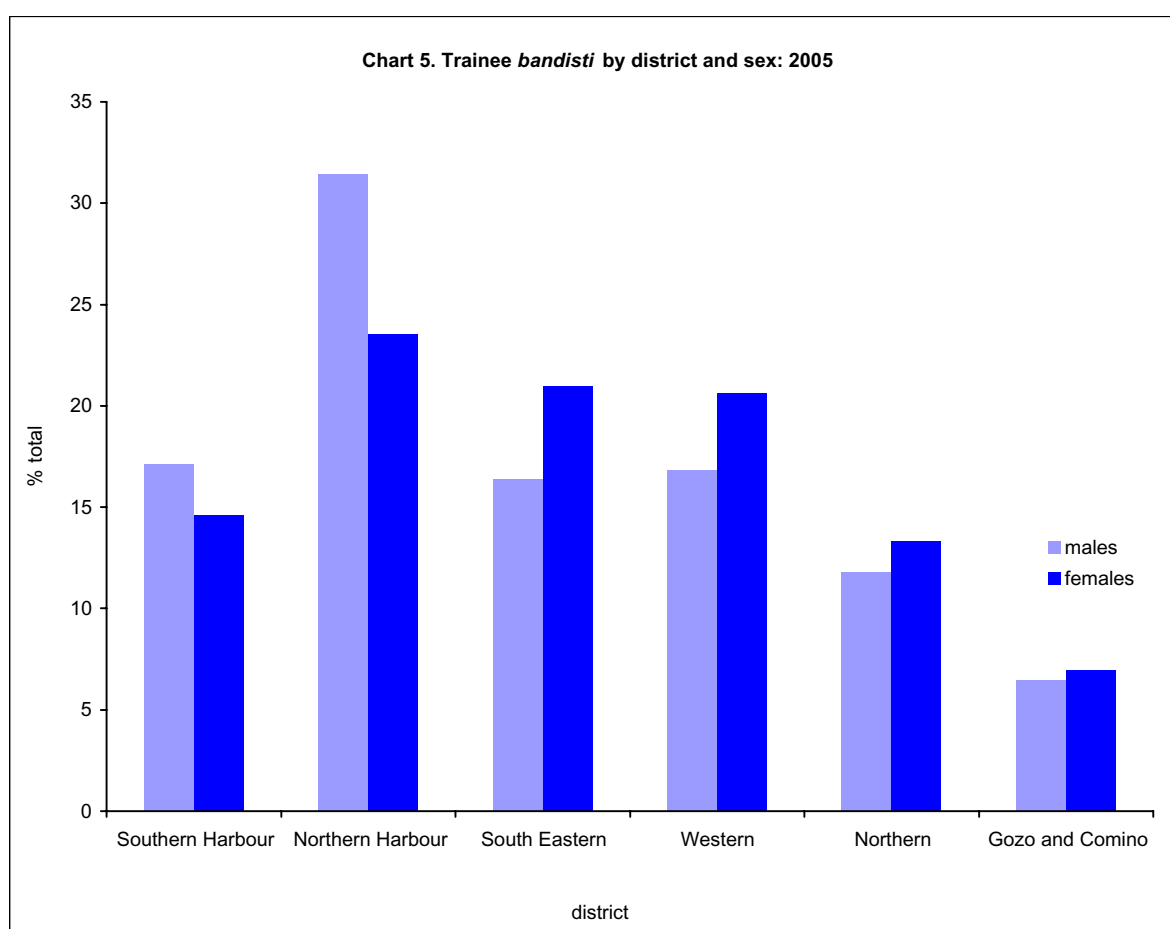


Table 9. Band club membership by region & district, sex and percentage distribution: 2005

| Administrative area | Males | Females | Total | Males | Females | Total |
|---------------------|---------------|--------------|---------------|--------------|--------------|--------------|
| | | | | % total | | |
| MALTA | 17,727 | 4,686 | 22,413 | 100.0 | 100.0 | 100.0 |
| Malta | 16,770 | 4,326 | 21,096 | 94.6 | 92.3 | 94.1 |
| Gozo and Comino | 957 | 360 | 1,317 | 5.4 | 7.7 | 5.9 |
| Southern Harbour | 3,860 | 659 | 4,519 | 21.8 | 14.1 | 20.2 |
| Northern Harbour | 3,247 | 316 | 3,563 | 18.3 | 6.7 | 15.9 |
| South Eastern | 5,140 | 1,758 | 6,898 | 29.0 | 37.5 | 30.8 |
| Western | 3,079 | 748 | 3,827 | 17.4 | 16.0 | 17.1 |
| Northern | 1,444 | 845 | 2,289 | 8.1 | 18.0 | 10.2 |
| Gozo and Comino | 957 | 360 | 1,317 | 5.4 | 7.7 | 5.9 |

Table 10. Persons on band committees by region & district, sex and percentage distribution: 2005

| Administrative area | Males | Females | Total | Males | Females | Total |
|---------------------|--------------|------------|--------------|--------------|--------------|--------------|
| | | | | % total | | |
| MALTA | 1,489 | 278 | 1,767 | 100.0 | 100.0 | 100.0 |
| Malta | 1,236 | 154 | 1,390 | 83.0 | 55.4 | 78.7 |
| Gozo and Comino | 253 | 124 | 377 | 17.0 | 44.6 | 21.3 |
| Southern Harbour | 409 | 30 | 439 | 27.5 | 10.8 | 24.8 |
| Northern Harbour | 219 | 16 | 235 | 14.7 | 5.8 | 13.3 |
| South Eastern | 315 | 50 | 365 | 21.2 | 18.0 | 20.7 |
| Western | 170 | 33 | 203 | 11.4 | 11.9 | 11.5 |
| Northern | 123 | 25 | 148 | 8.3 | 9.0 | 8.4 |
| Gozo and Comino | 253 | 124 | 377 | 17.0 | 44.6 | 21.3 |

Table 11. Band club expenditure: 2003-2005

| Type of expenditure | 2003 | | 2004 | | 2005 | |
|------------------------------------|----------------|--------------|----------------|--------------|----------------|--------------|
| | Lm | % | Lm | % | Lm | % |
| Remuneration of <i>bandisti</i> | 364,032 | 39.3 | 354,069 | 35.8 | 400,979 | 41.7 |
| Musical programmes | 137,609 | 14.8 | 118,150 | 11.9 | 89,719 | 9.3 |
| Training programmes | 51,378 | 5.5 | 46,059 | 4.7 | 60,272 | 6.3 |
| Expenditure on plant and machinery | 26,690 | 2.9 | 25,665 | 2.6 | 34,217 | 3.6 |
| Acquisition of instruments | 60,402 | 6.5 | 73,769 | 7.5 | 38,192 | 4.0 |
| Other expenditure | 286,985 | 31.0 | 371,625 | 37.6 | 337,284 | 35.1 |
| Total expenditure | 927,096 | 100.0 | 989,337 | 100.0 | 960,663 | 100.0 |

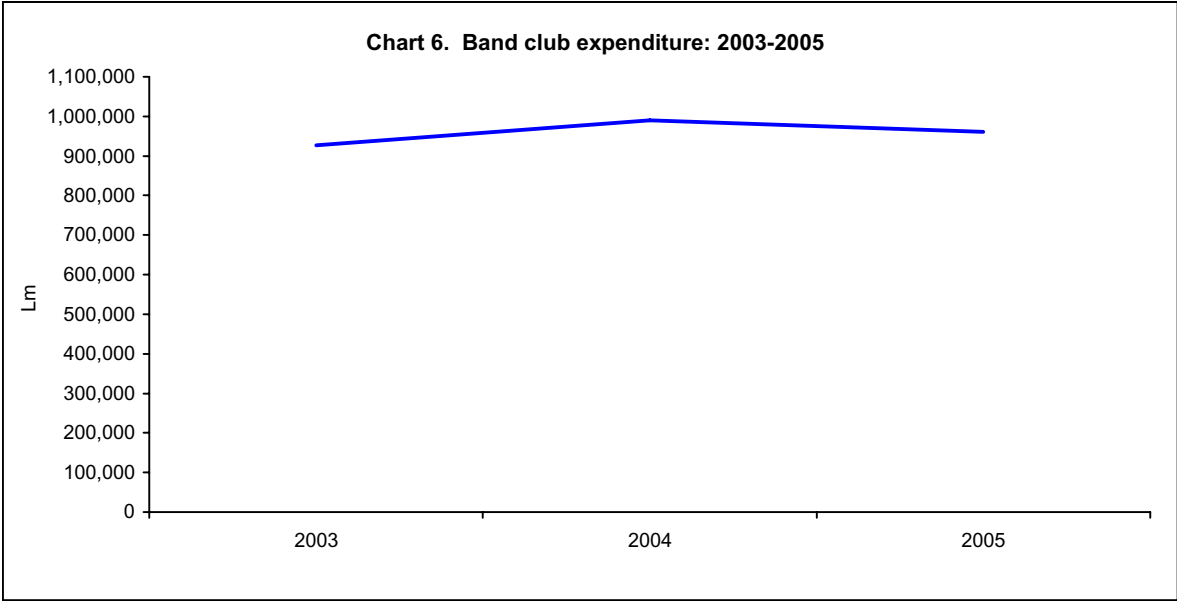


Table 12. Band club income for the years: 2003-2005

| Type of income | 2003 | | 2004 | | 2005 | |
|---------------------|----------------|--------------|----------------|--------------|------------------|--------------|
| | Lm | % | Lm | % | Lm | % |
| Donations | 273,494 | 29.0 | 298,451 | 35.2 | 316,089 | 27.9 |
| Advertisements | 112,441 | 11.9 | 112,946 | 13.3 | 101,327 | 8.9 |
| Other services | 202,181 | 21.5 | 187,635 | 22.2 | 211,733 | 18.7 |
| Other income | 354,052 | 37.6 | 248,055 | 29.3 | 504,585 | 44.5 |
| Total income | 942,168 | 100.0 | 847,087 | 100.0 | 1,133,734 | 100.0 |

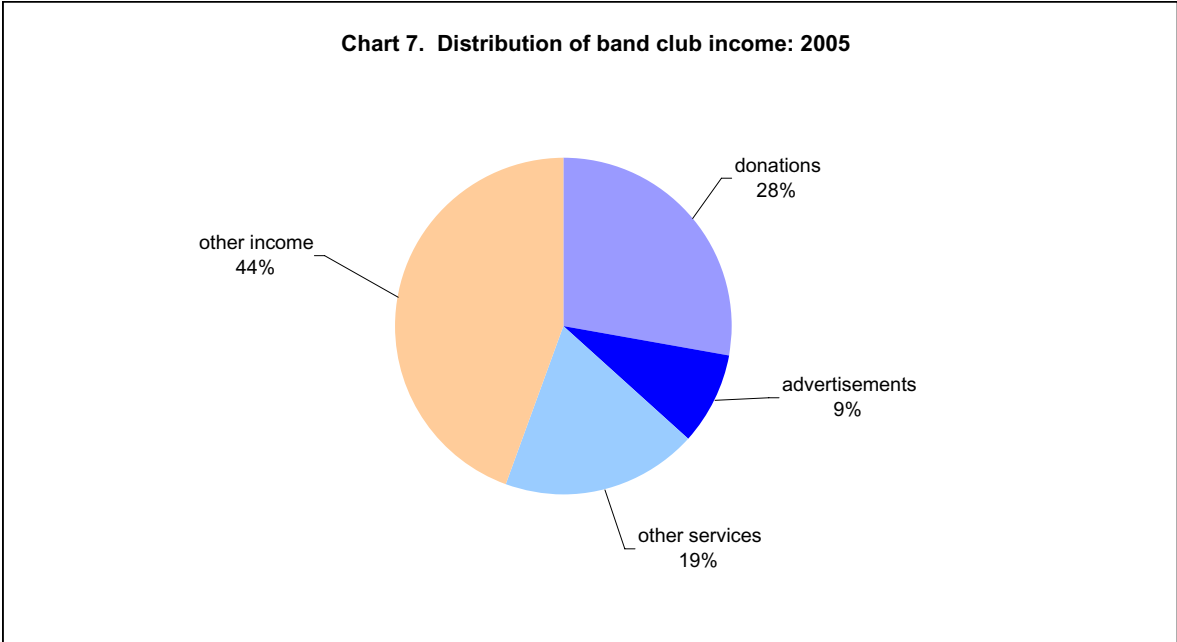


Table 13. Expenditure by region and district and type

| Administrative area | Remuneration of <i>bandisti</i> | | | Musical programmes | | |
|------------------------|---------------------------------|----------------|----------------|--------------------|----------------|---------------|
| | 2003 | 2004 | 2005 | 2003 | 2004 | 2005 |
| MALTA | 364,032 | 354,069 | 400,979 | 137,609 | 118,150 | 89,718 |
| Malta | 328,958 | 316,082 | 366,106 | 132,867 | 112,557 | 82,847 |
| Gozo and Comino | 35,074 | 37,987 | 34,873 | 4,742 | 5,593 | 6,871 |
| Southern Harbour | 83,709 | 84,696 | 99,581 | 53,293 | 43,684 | 21,988 |
| Northern Harbour | 68,512 | 82,170 | 81,252 | 30,849 | 23,425 | 22,876 |
| South Eastern | 71,526 | 55,336 | 89,475 | 34,219 | 25,192 | 18,444 |
| Western | 58,580 | 47,542 | 57,089 | 8,058 | 12,870 | 8,108 |
| Northern | 46,631 | 46,338 | 38,709 | 6,448 | 7,386 | 11,431 |
| Gozo and Comino | 35,074 | 37,987 | 34,873 | 4,742 | 5,593 | 6,871 |

| Administrative area | Training programmes | | | Acquisition of instruments | | |
|------------------------|---------------------|---------------|---------------|----------------------------|---------------|---------------|
| | 2003 | 2004 | 2005 | 2003 | 2004 | 2005 |
| MALTA | 51,378 | 46,059 | 60,272 | 60,402 | 73,769 | 38,192 |
| Malta | 44,562 | 37,181 | 55,279 | 52,359 | 65,063 | 32,127 |
| Gozo and Comino | 6,816 | 8,878 | 4,993 | 8,043 | 8,706 | 6,065 |
| Southern Harbour | 10,166 | 9,691 | 8,693 | 9,524 | 10,919 | 8,407 |
| Northern Harbour | 9,679 | 7,117 | 13,871 | 3,183 | 5,426 | 6,029 |
| South Eastern | 8,712 | 7,177 | 17,664 | 10,648 | 21,034 | 3,638 |
| Western | 9,360 | 8,194 | 8,879 | 23,803 | 24,233 | 4,318 |
| Northern | 6,645 | 5,002 | 6,172 | 5,201 | 3,451 | 9,735 |
| Gozo and Comino | 6,816 | 8,878 | 4,993 | 8,043 | 8,706 | 6,065 |

Table 14. Band income and expenditure: 2005

| | Lm |
|----------------------------------|------------------|
| Total running expenditure | 926,446 |
| Remuneration of bandisti | 400,979 |
| Musical programmes | 89,719 |
| Training programmes | 60,272 |
| Acquisition of instruments | 38,192 |
| Other expenditure | 337,284 |
| Total income | 1,133,734 |
| Donations | 316,089 |
| Advertisement | 101,327 |
| Other services | 211,733 |
| Other income | 504,585 |
| Income less expenditure | 207,288 |

NUTS classification

The Nomenclature of Territorial Units for Statistics (NUTS) is a common classification that is used to provide a single uniform breakdown of territorial units for the production of regional statistics with regard to the European Union. It was adopted on 26 May 2003 by means of a Regulation¹ of the European Parliament and of the Council.

¹ (EC) No. 1059/2003

| NUTS levels | | | | | |
|---------------------|-----------------|------------------|-------------------|------------------|-----------------|
| Administrative area | I (National) | II (National) | III (Regional) | IV (District) | V (Locality) |
| MALTA | x | x | x | x | x |
| Malta | | | x | | |
| Gozo & Comino | | | x | | |
| Southern Harbour | | | | x | |
| Northern Harbour | | | | x | |
| South Eastern | | | | x | |
| Western | | | | x | |
| Northern | | | | x | |
| Gozo & Comino | | | | x | |

COMPOSITION OF DISTRICTS - NUTS level V

Southern Harbour: Valletta, Birgu, Isla, Bormla, Żabbar, Fgura, Floriana, Kalkara, Luqa, Marsa Paola, Santa Luċija, Tarxien, Xgħajra.

Northern Harbour: Qormi, B'Kara, Gżira, Ħamrun, Msida, Pembroke, Pietà, San Ġiljan, San Ġwann, Santa Venera, Sliema, Swieqi, Ta' Xbiex.

South Eastern: Żejtun, B'Bugia, Gudja, Għaxaq, Kirkop, M'Scala, M'Xlokk, Mqabba, Qrendi, Safi, Żurrieq.

Western: Mdina, Żebbuġ, Siġġiewi, Attard, Balzan, Dingli, Iklin, Lija, Rabat, Mtarfa.

Northern: Għargħur, Mellieħa, Mġarr, Mosta, Naxxar, San Pawl il-Baħar.

Gozo and Comino: Rabat, Fontana, G'Sielem & Comino, Għarb, Għasri, Kerċem, Munxar, Nadur, Qala, San Lawrenz, Sannat, Xagħra, Xewkija, Żebbuġ.

Methodological Notes

1. This survey on band clubs was conducted exhaustively, i.e. aimed at 100 per cent coverage. All band clubs in Malta and Gozo were surveyed - 85 in total.
2. The global response rate for this survey stood at 61 band clubs, or 70.1 per cent of the total.
3. Missing data was imputed by re-contacting all the respondents. In the cases where the respondent was no longer reachable, the data were imputed by the application of valid mathematical algorithms.
4. The data in this release should not be considered as final and may be subject to further revision resulting in minor changes.
5. Band club membership as a percentage of the Maltese population, was estimated using population data as at 31st December 2004, as the population for 2005 is as yet unavailable.