

News Release



Date: 26 February 2007
No. : 33/2007
Time of release: 11.00 hrs

Theme:
Industry and Services

Compiled by:
Business Statistics Unit
e-mail: stbs.nso@gov.mt
Tel: 25997339

The monthly calendar of NSO News Releases may be consulted on the Office's website at www.nso.gov.mt

Business

Short-term Business Statistics: Q4/2006

All indicators registered increases in quarter 4 2006 compared to the same quarter last year.

This News Release updates monthly indices of activity for the Main Industrial Groupings for quarter 4 2006. The base year used for these indices is the average for the whole 2000 (2000=100). These series are not seasonally adjusted.

Industrial turnover increased by 9.8 per cent in quarter 4 2006 over the same quarter of last year. Increases are attributed to all main industrial groupings.

Employment in industry is estimated to have increased by 10.8 per cent in quarter 4 2006 compared to the last quarter of the previous year. This reflected increases in the Capital Goods, Consumer Non-Durables and intermediate goods sectors, contrasted by lower employment in the Consumer Durables and Energy sectors.

Gross wages and salaries in industry increased by 5.0 per cent from quarter 4 2005 to quarter 4 2006, reflecting increases in all the groupings except the Consumer Durables sector.

Hours worked increased by 6.6 per cent driven by developments in the production of Capital Goods and in the Intermediate Goods sectors ■

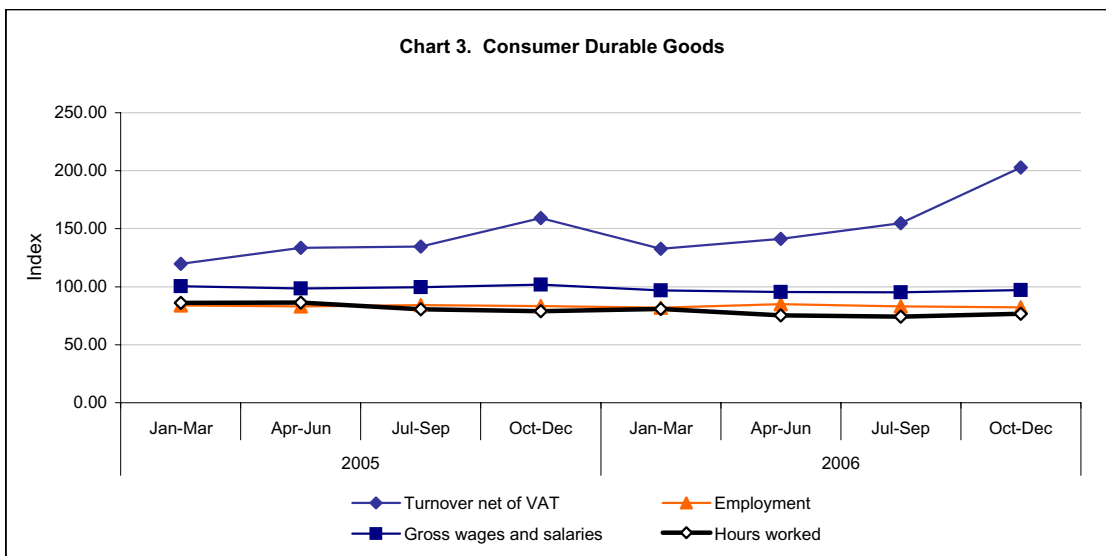
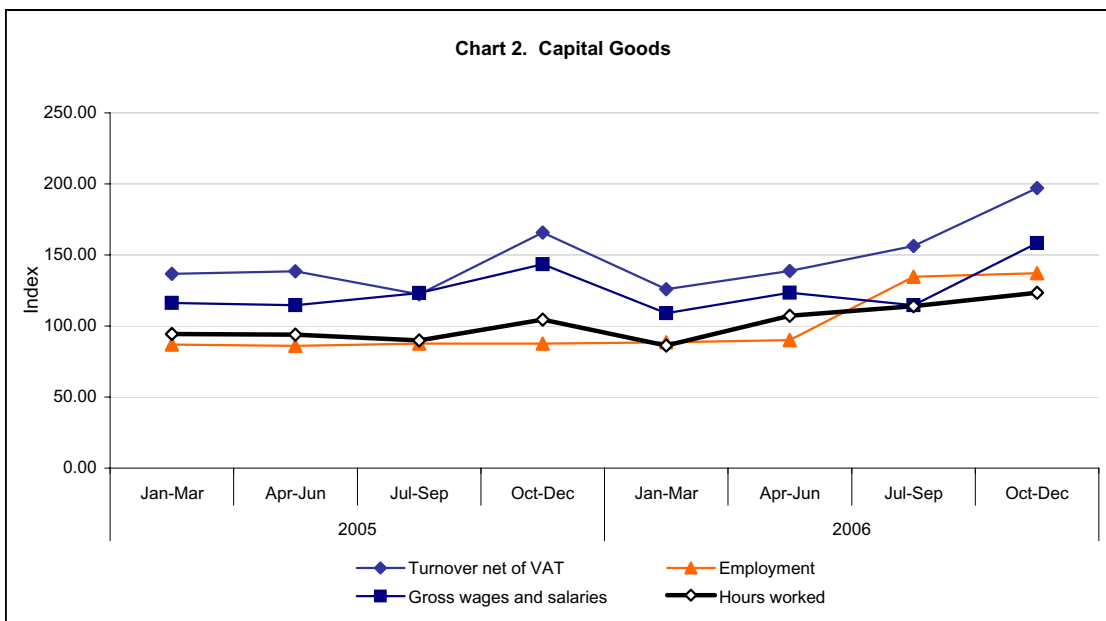
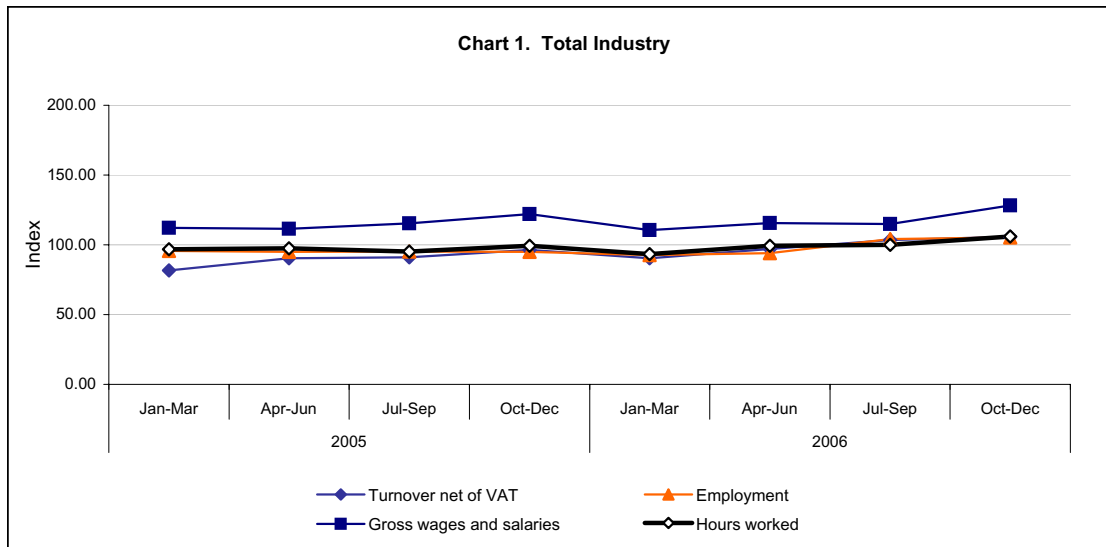
European statistics comparable to data in this News Release are available at:

[EUROSTAT Website/Homepage/Industry, Trade and Services/data](http://europa.europa.eu/STAT/industry_trade_services/data)

- >Industry, trade and services
 - >Industry, trade and services-horizontal view
 - >Short-term Business Statistics-Monthly and Quarterly

For further assistance send a request from:
http://www.nso.gov.mt/adhoc/adhoc_contact_details.aspx

National Statistics Office
Library & Information Unit
Lascaris, Valletta CMR 02, Malta
Tel: (+356) 25997219
Fax: (+356) 25997205
e-mail: nso@gov.mt
<http://www.nso.gov.mt>



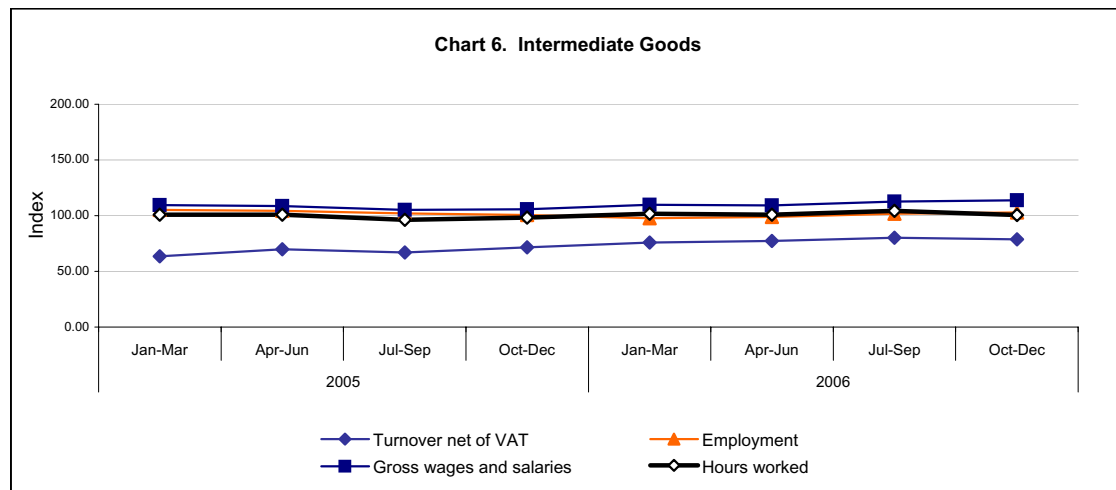
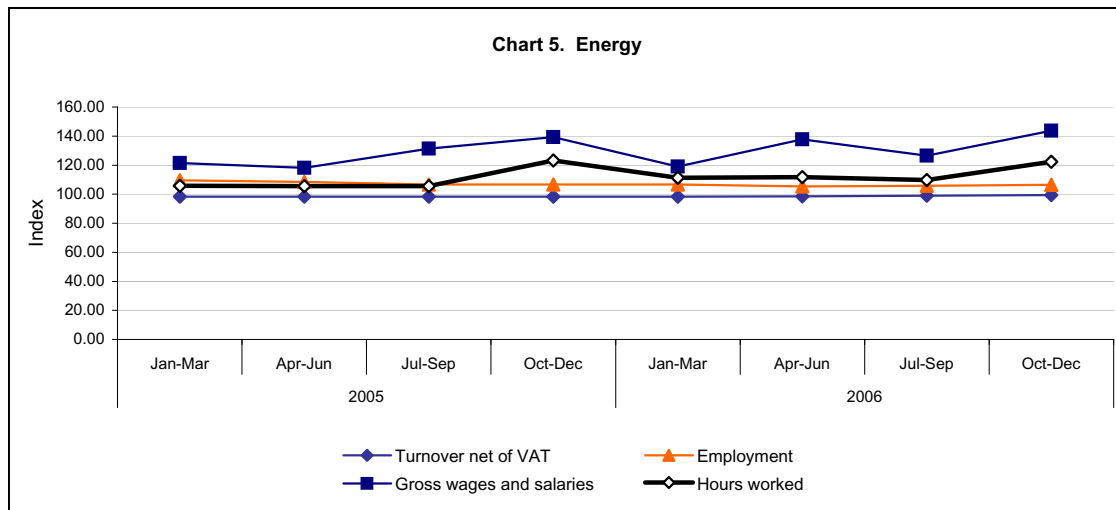
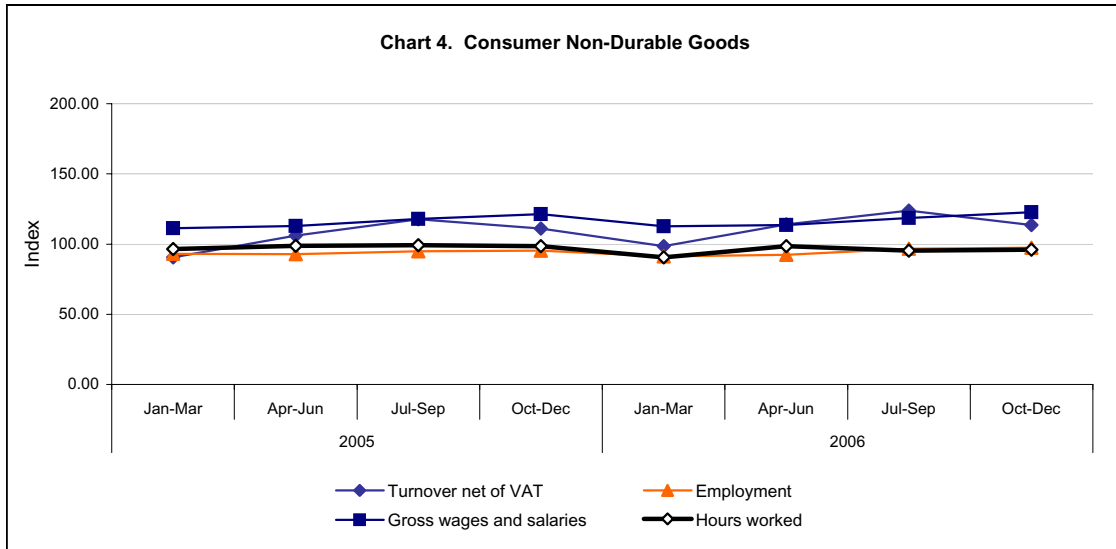


Table 1. Main Developments by MIGS Classification

Sector	Turnover			Employment			Gross wages and salaries			Hours worked		
	Oct-Dec 2006	% change over previous quarter	% change over year ago	Oct-Dec 2006	% change over previous quarter	% change over year ago	Oct-Dec 2006	% change over previous quarter	% change over year ago	Oct-Dec 2006	% change over previous quarter	% change over year ago
Capital Goods	197.0	26.1	18.8	137.1	1.8	56.6	158.4	38.1	10.5	123.5	8.4	18.2
Consumer Durables	202.9	31.0	27.5	82.2	-1.2	-1.4	97.2	2.1	-4.7	76.7	3.4	-2.7
Consumer Non-durables	113.7	-8.2	2.4	97.4	0.7	2.1	122.8	3.6	1.2	95.9	0.7	-2.7
Energy	99.4	0.5	1.1	106.4	0.6	-0.4	143.6	13.6	3.2	122.2	11.3	-0.7
Intermediate Goods	78.8	-1.5	10.0	103.0	1.3	2.3	113.7	1.0	7.6	100.6	-3.5	2.4
Total Industry	105.8	2.2	9.8	105.2	1.0	10.8	128.1	11.5	5.0	106.0	6.0	6.6

Table 2. Main Developments by Industry Classification

Sector	Turnover			Employment			Gross wages and salaries			Hours worked		
	Oc-Dec 2006	% change over previous quarter	% change over year ago	Oc-Dec 2006	% change over previous quarter	% change over year ago	Oc-Dec 2006	% change over previous quarter	% change over year ago	Oc-Dec 2006	% change over previous quarter	% change over year ago
Quarrying	142.6	9.7	5.3	112.3	0.8	17.5	231.9	115.3	98.0	100.0	15.1	5.1
Food and beverages	87.5	-18.4	-5.3	82.7	-1.8	-2.6	105.4	2.6	-8.9	92.4	2.6	-15.6
Manufacture of tobacco products	87.8	-4.2	-5.1	85.8	0.0	-18.5	98.7	-15.8	-18.2	75.9	-17.7	-24.7
Manufacture of textiles and textile products	154.8	20.9	22.8	107.9	2.3	-24.0	131.9	1.1	-17.6	108.5	-1.1	-29.0
Manufacture of wearing apparel and clothes	112.6	-6.4	9.6	82.5	2.5	-4.6	91.8	15.6	0.4	73.7	5.1	-5.7
Manufacture of leather and leather products	88.1	31.7	149.5	76.5	18.0	78.0	89.5	19.3	82.4	60.3	2.4	48.0
Manufacture of paper and paper products	91.8	-9.5	-3.2	95.0	-1.5	-7.6	133.0	0.9	5.2	122.7	1.0	2.3
Publishing and printing	198.6	22.7	7.8	113.5	1.6	-2.1	155.0	3.1	3.2	113.1	-4.7	-3.7
Manufacture of chemicals and chemical products	182.9	-4.5	-25.3	139.6	0.5	5.1	160.6	-1.4	0.7	122.5	-7.1	-6.1
Manufacture of rubber and plastic products	82.9	0.0	8.8	75.2	0.3	-2.2	70.6	-4.1	-3.1	70.1	-3.2	-0.1
Manufacture of other non-metallic mineral products	165.2	-5.3	6.9	109.2	1.6	6.1	121.7	-2.7	7.2	93.7	-26.1	-2.0
Manufacture of fabricated metal products	198.2	51.1	43.0	94.5	-0.1	-6.4	119.0	16.1	3.3	73.0	6.8	-5.7
Manufacture of machinery and equipment n.e.c.	144.8	26.0	8.8	111.2	-2.1	-0.3	149.9	-1.4	5.5	116.8	12.6	-1.2
Manufacture of electrical machinery and apparatus	149.6	-3.8	-34.0	108.2	-2.0	0.8	129.9	-9.3	-0.4	124.1	-5.1	-2.7
Manufacture of radio, TV, communication equipment, etc.	69.3	-4.9	14.7	114.5	1.0	11.8	126.0	1.2	21.2	111.6	0.7	14.8
Manufacture of medical, precision and optical instruments,	160.4	10.4	1.4	94.3	-1.4	2.0	112.0	6.2	8.5	96.9	-3.2	-4.7
Manufacture of motor vehicles, trailers and semi-trailers	53.3	16.4	-39.4	41.7	-0.4	-9.6	72.5	5.4	-5.8	59.1	5.8	-5.3
Manufacture of other transport equipment	273.9	35.3	90.3	115.8	-1.4	82.1	151.6	64.9	7.7	116.3	4.5	14.5
Manufacture of furniture and other manufacture	178.8	37.4	31.7	109.6	2.3	9.3	140.7	3.8	1.0	85.5	5.6	6.4
Recycling	193.7	48.7	25.6	98.4	0.6	-8.1	173.6	0.5	-2.2	143.5	0.4	-6.5
Electrical energy, gas steam and hot water	100.2	0.0	0.0	92.4	2.1	-1.2	135.2	33.3	-0.3	110.4	32.1	-3.8
Collection, purification and distribution of water	99.2	5.7	5.7	127.6	-0.9	1.2	159.7	-7.6	8.4	141.9	-7.3	3.3

Main Industrial Groupings breakdown

MIG	NACE Group	Industry Classification
Capital goods -	28.1	Manufacture of structural metal products
	28.2	Manufacture of tanks, reservoirs and containers of metal; manufacture of central heating radiators and boilers
	29.1	Manufacture of machinery for the production and use of mechanical power, except aircraft, vehicle and cycle engines
	29.2	Manufacture of other general purpose machinery
	29.4	Manufacture of machine-tools
	29.5	Manufacture of other special purpose machinery
	31.1	Manufacture of electric motors, generators and transformers
	32.2	Manufacture of television and radio transmitters and apparatus for line and telephony and line telegraph
	33.1	Manufacture of medical and surgical equipment and orthopaedic appliances
	33.2	Manufacture of instruments and appliances for measuring, checking, testing, navigating and other purposes
	33.3	Manufacture of industrial process control equipment
	34.0	Manufacture of motor vehicles, trailers and semi-trailers
	35.1	Building and repairing of ships and boats
	35.3	Manufacture of aircraft and spacecraft
Consumer Durable Goods-	29.7	Manufacture of domestic appliances n.e.c.
	32.3	Manufacture of television and radio receivers, sound or video recording or reproducing apparatus and associated goods
	33.4	Manufacture of optical instruments and photographic equipment
	36.1	Manufacture of furniture
	36.2	Manufacture of jewellery and related articles
Consumer Non-Durables Goods-	15.1	Production, processing and preserving of meat and meat products
	15.3	Processing and preserving of fruit and vegetables
	15.4	Manufacture of vegetables and animal oils and fats
	15.5	Manufacture of dairy products
	15.8	Manufacture of other food products
	15.9	Manufacture of beverages
	16.0	Manufacture of tobacco products
	17.4	Manufacture of made-up textiles articles, except apparel
	17.5	Manufacture of other textiles
	17.7	Manufacture of knitted and crocheted articles
	18.0	Manufacture of wearing apparel; dressing and dyeing of fur
19.0	Tanning and dressing of leather; manufacture of luggage, handbags, saddlery; harness and footwear	

Main Industrial Groupings breakdown

MIG	NACE Group	Industry Classification
Consumer Non-Durables Goods Cont..	22.0	Publishing, printing and reproduction of recorded media
	24.4	Manufacture of pharmaceuticals, medicinal chemicals and botanical products
	24.5	Manufacture of soap and detergents, cleaning and polishing preparations, perfumes and toilet preparations
	36.5	Manufacture of games and toys
	36.6	Miscellaneous manufacturing n.e.c.
Energy -	40.0	Electricity. Gas, steam and hot water supply
	41.0	Collection, purification and distribution of water
Intermediate Goods-	15.6	Manufacture of grain mill products, starches and starch products
	15.7	Manufacture of prepared animal feed
	21.0	Manufacture of pulp, paper and paper products
	24.2	Manufacture of pesticides and other agro-chemical products
	24.3	Manufacture of paints, varnishes and similar coatings, printing ink and mastics
	24.7	Manufacture of man-made fibres
	25.0	Manufacture of rubber and plastic products
	26.0	Manufacture of other non-metallic mineral products
	28.5	Treatment of coating of metals
	28.6	Manufacture of cutlery, tools and general hardware
	28.7	Manufacture of other fabricated metal products
	31.2	Manufacture of electricity distribution and control apparatus
	31.3	Manufacture of insulated wire and cable
	31.5	Manufacture of lighting equipment and electric lamps
	31.6	Manufacture of electrical equipment n.e.c.
	32.1	Manufacture of electronic valves and tubes and other electronic components
37.0	Recycling	

KEY TO NACE CLASSIFICATION

- 14 - Quarrying
- 15 - Food and beverages
- 16 - Manufacture of tobacco products
- 17 - Manufacture of textiles and textile products
- 18 - Manufacture of wearing apparel and clothes
- 19 - Manufacture of leather and leather products
- 21 - Manufacture of paper and paper products
- 22 - Publishing and printing
- 24 - Manufacture of chemicals and chemical products
- 25 - Manufacture of rubber and plastic products
- 26 - Manufacture of other non-metallic mineral products
- 28 - Manufacture of fabricated metal products
- 29 - Manufacture of machinery and equipment n.e.c.
- 31 - Manufacture of electrical machinery and apparatus
- 32 - Manufacture of radio, TV, communication equipment, etc.
- 33 - Manufacture of medical, precision and optical instruments, etc.
- 34 - Manufacture of motor vehicles, trailers and semi-trailers
- 35 - Manufacture of other transport equipment
- 36 - Manufacture of furniture and other manufacture N.E.C.
- 37 - Recycling
- 40 - Electrical energy, gas steam and hot water
- 41 - Collection, purification and distribution of water

METHODOLOGICAL NOTES

The data presented cover quarrying, manufacturing and the utilities (water & energy) sectors of the economy. The results are compiled and published according to NACE (the statistical classification of economic activities in the European Community).

Regarding the turnover variable, in order to provide better quality statistics from May 2005 onwards and for its backward series, the NSO has undertaken a slight modification to the total turnover weights. This may not have a bearing on total MIG groupings but may result in some changes to indices in a few selected NACE divisions.

DATA COLLECTION AND INDEX COMPILATION

Data has been collected by means of a statistical sample survey. For each NACE division (for example NACE Division 14 for quarrying), a sample was selected. On a monthly basis the selected enterprises were requested to provide information, including turnover, employment and wages and salaries. On the basis of the information provided, indices have been calculated for each Division, showing the level of the specified variable (for example employment), relative to the average level throughout the base year 2000, in the case of the data presented here. Note that the data presented have not been seasonally adjusted.

MAIN INDUSTRIAL GROUPINGS

The objective of MIGS (Main Industrial Groupings) is to provide an activity breakdown of industry (Sections C to E inclusive of NACE) which is an intermediate level between the sections and sub-Sections. The need for an intermediate level comes from the fact that the three sections provide only a limited amount of detail. The 17 sub-sections belonging to these 3 sections are too numerous and also too difficult in size to make an aggregate analysis of the current development trends of industry.

There are 5 MIGS. These regroup all of the activities between Sections C to E and cover economic activities from quarrying, all manufacturing sectors and the water & energy sectors. These are:

- intermediate goods;
- capital goods;
- consumer durables;
- non-durable consumer goods;
- energy.

STATUS OF THE DATA

The data contained in this release should be considered as current and thereby subject to revision. Each release may include revisions of the past monthly data in respect of a rolling two year period.

OBJECTIVES

The aim of the short-term statistics is to provide users with information on the business cycle.

SUMMARY DEFINITIONS OF KEY VARIABLES:

Turnover: includes total sales and other income and is expressed net of VAT. Turnover is presented in current prices.

Wages & Salaries: covers wages and salaries including bonuses, weekly allowances (cost of living allowances), overtime and national social security contributions by the employee. It does not include employer's social security charges.

Employment: This covers all persons employed, regardless of whether they are part-time or full-time, and includes paid employees as well as working proprietors and unpaid family workers.