

News Release



Date: 25 January 2008
No. : 12/2008
Time of release: 11.00 hrs

Cut-off date for data presented:
17 December 2007

Theme:
Industry and Services

Compiled by:
Tourism Statistics Unit
e-mail: tourism.nso@gov.mt
Tel: 25997329

The monthly calendar of NSO News Releases may be consulted on the Office's website at www.nso.gov.mt

Tourism

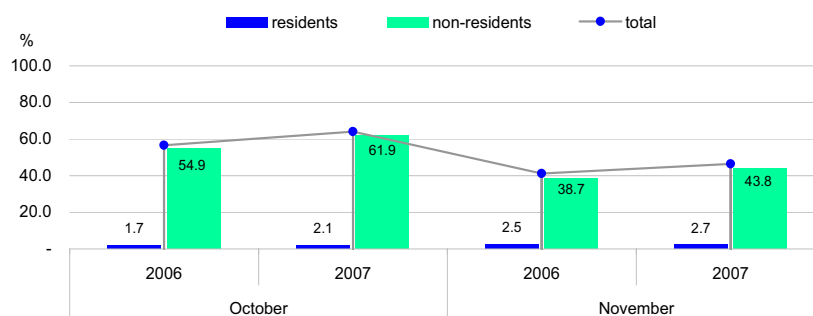
Collective accommodation establishments: November 2007

In November 2007 bed-place occupancy in collective accommodation establishments went up by 5.3 percentage points when compared to the corresponding month in 2006.

Occupancy trends

The overall occupancy rate in collective accommodation establishments (net use) went up by 5.3 percentage points in November 2007 when compared to the same month a year earlier, to stand at 46.5 per cent. The latter was underpinned by an increase in guest-nights across almost all categories (see Tables 5 and 7).

Chart 1. Net occupancy rates in
collective accommodation establishments: October-November



Length of stay and nights spent

In November 2007, total nights spent in collective accommodation establishments were recorded at 503,948, an increase of 12.7 per cent over the corresponding month in 2006. Year on year, the average length of stay in collective accommodation establishments decreased by 0.3 nights to 6.2 nights.

Regional overview

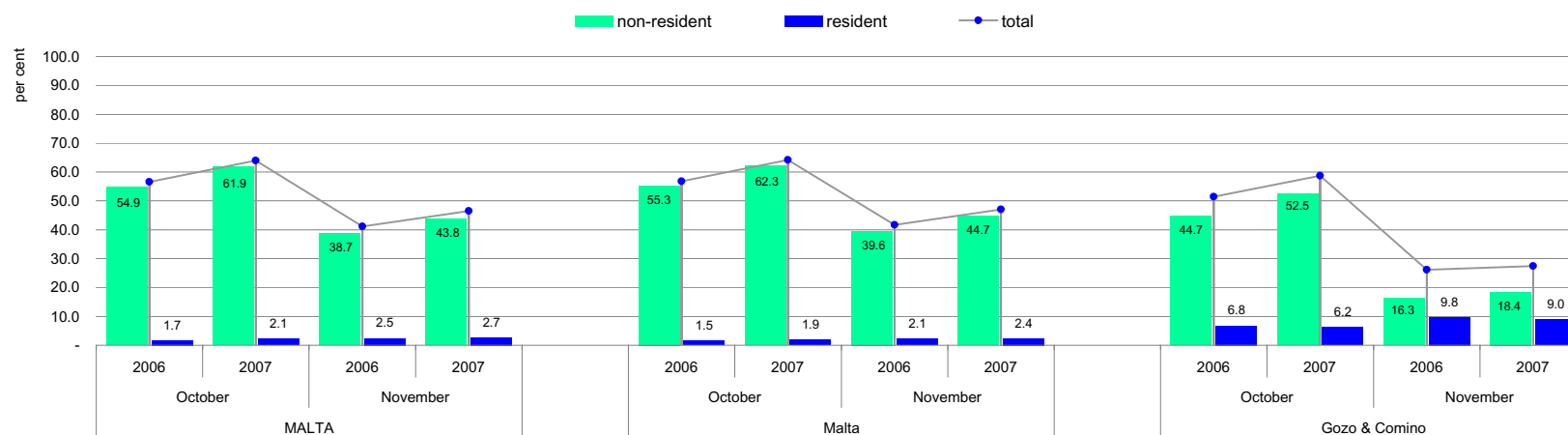
In the month under review, the overall supply of bed-places in the island of Malta stood at 36,555 beds, accounting for 95.7 per cent of the national bed-stock and implying a decrease of 2.5 per cent when compared to the same month in 2006 (see Table 10). On an annual basis, the net use of bed-places in the island of Malta went up by 5.4 percentage points to 47.1 per cent (see Table 2). Year on year, the average length of stay decreased by 0.3 nights to 6.4 nights. Nights spent by non-residents accounted for 94.8 per cent of total guest-nights in Malta.

In Gozo and Comino, the overall supply of bed-places stood at 1,628 beds, a decrease of 8.3 per cent over the comparable month a year earlier. The net use of bed-places in November was 27.4 per cent, an increase of 1.3 percentage points over the same month in 2006. The average length of stay stood at 2.9 nights, at par with the preceding year. Nights spent by non-residents accounted for 67.0 per cent of total guest-nights in Gozo ■

Note: Some data in respect of November 2006 have been re-classified.

National Statistics Office
Library & Information Unit
Lascaris, Valletta VLT 2000, Malta
Tel: (+356) 25997219
Fax: (+356) 25997205
e-mail: nso@gov.mt
<http://www.nso.gov.mt>

Chart 2. Net use of bed-places in collective accommodation establishments by residents and non-residents, at regional level*



*see NUTS classification on page 9

N

Table 1. Net use of bed-places by residents and non-residents classified by type of accommodation category - MALTA

	Non-residents				Residents				Total			
	October		November		October		November		October		November	
	2006	2007	2006	2007	2006	2007	2006	2007	2006	2007	2006	2007
Total	54.9	61.9	38.7	43.8	1.7	2.1	2.5	2.7	56.6	64.0	41.2	46.5
Hotel	57.0	64.8	40.3	45.6	1.9	2.4	2.2	3.1	58.9	67.2	42.5	48.7
5-Star	62.2	65.2	37.9	43.2	3.6	4.5	4.8	4.4	65.8	69.7	42.7	47.6
4-Star	63.1	73.9	50.1	53.7	2.2	2.6	3.2	4.0	65.3	76.5	53.3	57.7
3-Star	47.4	52.0	28.0	35.4	0.6	0.8	0.7	0.7	48.0	52.8	28.7	36.1
2-Star	31.3	30.8	15.8	18.7	0.6	1.2	0.3	0.6	31.9	32.0	16.1	19.3
Other collective accommodation ⁽¹⁾	44.2	48.8	30.9	34.9	0.8	0.7	1.5	0.7	45.0	49.5	32.4	35.6
Guesthouse	32.1	33.0	38.2	29.1	0.3	1.0	0.3	0.2	32.4	34.0	38.5	29.3
Holiday Complex ⁽²⁾	44.8	48.6	28.3	31.6	0.9	0.7	1.6	0.9	45.7	49.3	29.9	32.5
Hostel	50.2	60.4	43.4	55.8	0.6	0.5	1.9	0.0	50.8	60.9	45.3	55.8

⁽¹⁾ Comprises guesthouses, holiday complexes and hostels

⁽²⁾ Aparthotels and tourist villages

Table 2. Net use of bed-places by residents and non-residents classified by type of accommodation category - Malta

	Non-residents				Residents				Total			
	October		November		October		November		October		November	
	2006	2007	2006	2007	2006	2007	2006	2007	2006	2007	2006	2007
Total	55.3	62.3	39.6	44.7	1.5	1.9	2.1	2.4	56.8	64.2	41.7	47.1
Hotel	57.6	65.2	41.3	46.6	1.6	2.3	2.2	2.8	59.2	67.5	43.5	49.4
5-Star	63.2	66.1	39.5	44.7	3.4	4.6	3.9	4.3	66.6	70.7	43.4	49.0
4-Star	63.8	74.7	51.5	55.0	1.9	2.4	2.9	3.8	65.7	77.1	54.4	58.8
3-Star	47.9	52.0	28.4	35.9	0.4	0.5	0.7	0.3	48.3	52.5	29.1	36.2
2-Star	31.3	30.8	15.8	18.7	0.6	1.2	0.3	0.6	31.9	32.0	16.1	19.3
Other collective accommodation ⁽¹⁾	44.5	49.5	31.2	35.4	0.8	0.5	1.5	0.6	45.3	50.0	32.7	36.0

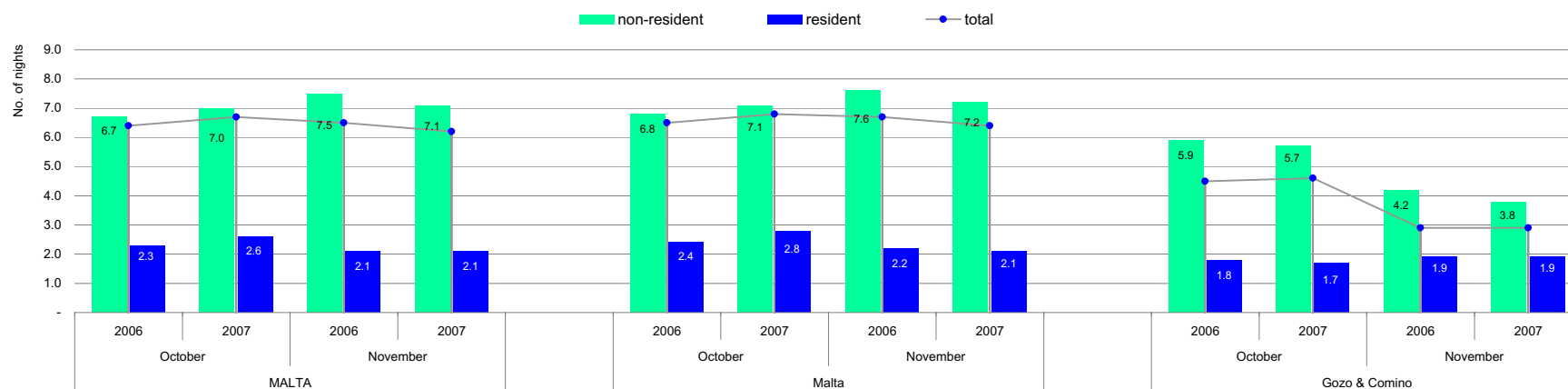
3

Table 3. Net use of bed-places by residents and non-residents classified by type of accommodation category - Gozo & Comino

	Non-residents				Residents				Total			
	October		November		October		November		October		November	
	2006	2007	2006	2007	2006	2007	2006	2007	2006	2007	2006	2007
Total	44.7	52.5	16.3	18.4	6.8	6.2	9.8	9.0	51.5	58.7	26.1	27.4
Hotel	46.0	56.6	16.5	19.2	6.9	6.1	10.3	9.4	52.9	62.7	26.8	28.6
5-Star	49.9	53.0	18.8	21.3	6.6	3.5	7.5	7.0	56.5	56.5	26.3	28.3
4-Star	50.1	59.4	17.2	19.4	7.5	6.3	10.7	8.8	57.6	65.7	27.9	28.2
3-Star	29.9	51.7	8.3	13.4	5.9	11.8	15.8	17.1	35.8	63.5	24.1	30.5
2-Star												
Other collective accommodation ⁽¹⁾	24.9	20.5	13.1	11.4	5.3	6.7	4.0	5.5	30.2	27.2	17.1	16.9

⁽¹⁾ Comprises guesthouses, holiday complexes and hostels

Chart 3. Average length of stay in collective accommodation establishments by resident and non-resident arrivals, at regional level*



*see NUTS classification on page 9

4

Table 4. Resident arrivals classified by type of accommodation category, at regional level*

	MALTA				Malta				Gozo & Comino			
	October		November		October		November		October		November	
	2006	2007	2006	2007	2006	2007	2006	2007	2006	2007	2006	2007
Total	9,010	9,802	12,250	13,920	7,058	8,009	10,220	12,051	1,952	1,793	2,030	1,869
Hotel	8,498	9,132	10,858	13,326	6,608	7,487	8,870	11,532	1,890	1,645	1,988	1,794
5-Star	2,567	3,347	2,844	3,755	2,166	3,109	2,439	3,410	401	238	405	345
4-Star	5,011	4,882	7,286	8,650	3,939	3,881	6,158	7,762	1,072	1,001	1,128	888
3-Star	879	818	646	844	462	412	191	283	417	406	455	561
2-Star	41	85	82	77	41	85	82	77	0	0	0	0
Other collective accommodation ⁽¹⁾	512	670	1,392	594	450	522	1,350	519	62	148	42	75

⁽¹⁾ Comprises guesthouses, holiday complexes and hostels

Table 5. Resident nights spent classified by type of accommodation category, at regional level*

	MALTA				Malta				Gozo & Comino			
	October		November		October		November		October		November	
	2006	2007	2006	2007	2006	2007	2006	2007	2006	2007	2006	2007
Total	20,471	25,235	25,969	28,983	16,911	22,117	22,162	25,467	3,560	3,118	3,807	3,516
Hotel	18,769	23,748	23,258	27,732	15,380	21,007	19,577	24,430	3,389	2,741	3,681	3,302
5-Star	6,206	9,057	6,834	8,594	5,346	8,596	5,872	7,701	860	461	962	893
4-Star	10,566	12,266	14,425	17,357	8,616	10,645	12,502	15,873	1,950	1,621	1,923	1,484
3-Star	1,860	2,169	1,940	1,664	1,281	1,510	1,144	739	579	659	796	925
2-Star	137	256	59	117	137	256	59	117	0	0	0	0
Other collective accommodation ⁽¹⁾	1,702	1,487	2,711	1,251	1,531	1,110	2,585	1,037	171	377	126	214

Table 6. Non-resident arrivals classified by type of collective accommodation, at regional level*

	MALTA				Malta				Gozo & Comino			
	October		November		October		November		October		November	
	2006	2007	2006	2007	2006	2007	2006	2007	2006	2007	2006	2007
Total	98,893	104,685	56,094	67,044	94,916	100,046	54,600	65,178	3,977	4,639	1,494	1,866
Hotel	89,174	94,057	51,667	61,591	85,335	89,639	50,277	59,846	3,839	4,418	1,390	1,745
5-Star	22,949	25,450	12,807	18,586	21,692	24,176	12,342	17,927	1,257	1,274	465	659
4-Star	42,666	49,076	28,142	30,316	40,689	46,765	27,432	29,484	1,977	2,311	710	832
3-Star	21,836	17,947	10,061	11,800	21,231	17,114	9,846	11,546	605	833	215	254
2-Star	1,723	1,584	657	889	1,723	1,584	657	889	0	0	0	0
Other collective accommodation ⁽¹⁾	9,719	10,628	4,427	5,453	9,581	10,407	4,323	5,332	138	221	104	121

Table 7. Non-resident nights spent classified by type of collective accommodation, at regional level*

	MALTA				Malta				Gozo & Comino			
	October		November		October		November		October		November	
	2006	2007	2006	2007	2006	2007	2006	2007	2006	2007	2006	2007
Total	666,448	737,161	421,340	474,965	643,176	710,790	415,020	467,813	23,272	26,371	6,320	7,152
Hotel	577,564	629,731	365,910	410,490	555,102	604,513	359,999	403,781	22,462	25,218	5,911	6,709
5-Star	106,748	130,011	61,100	83,625	100,263	122,992	58,696	80,901	6,485	7,019	2,404	2,724
4-Star	304,446	345,943	223,057	234,211	291,396	330,631	219,966	230,950	13,050	15,312	3,091	3,261
3-Star	159,641	147,399	78,653	89,134	156,714	144,512	78,237	88,410	2,927	2,887	416	724
2-Star	6,729	6,378	3,100	3,520	6,729	6,378	3,100	3,520	0	0	0	0
Other collective accommodation ⁽¹⁾	88,884	107,430	55,430	64,475	88,074	106,277	55,021	64,032	810	1,153	409	443

*see NUTS classification on page 9

⁽¹⁾ Comprises guesthouses, holiday complexes and hostels

Table 8. Total arrivals classified by type of collective accommodation, at regional level*

	MALTA				Malta				Gozo & Comino			
	October		November		October		November		October		November	
	2006	2007	2006	2007	2006	2007	2006	2007	2006	2007	2006	2007
Total	107,903	114,487	68,344	80,964	101,974	108,055	64,820	77,229	5,929	6,432	3,524	3,735
Hotel	97,672	103,189	62,525	74,917	91,943	97,126	59,147	71,378	5,729	6,063	3,378	3,539
5-Star	25,516	28,797	15,651	22,341	23,858	27,285	14,781	21,337	1,658	1,512	870	1,004
4-Star	47,677	53,958	35,428	38,966	44,628	50,646	33,590	37,246	3,049	3,312	1,838	1,720
3-Star	22,715	18,765	10,707	12,644	21,693	17,526	10,037	11,829	1,022	1,239	670	815
2-Star	1,764	1,669	739	966	1,764	1,669	739	966	0	0	0	0
Other collective accommodation ⁽¹⁾	10,231	11,298	5,819	6,047	10,031	10,929	5,673	5,851	200	369	146	196

Table 9. Total nights spent classified by type of collective accommodation, at regional level*

	MALTA				Malta				Gozo & Comino			
	October		November		October		November		October		November	
	2006	2007	2006	2007	2006	2007	2006	2007	2006	2007	2006	2007
Total	686,919	762,396	447,309	503,948	660,087	732,907	437,182	493,280	26,832	29,489	10,127	10,668
Hotel	596,333	653,479	389,168	438,222	570,482	625,520	379,576	428,211	25,851	27,959	9,592	10,011
5-Star	112,954	139,068	67,934	92,219	105,609	131,588	64,568	88,602	7,345	7,480	3,366	3,617
4-Star	315,012	358,209	237,482	251,568	300,012	341,276	232,468	246,823	15,000	16,933	5,014	4,745
3-Star	161,501	149,568	80,593	90,798	157,995	146,022	79,381	89,149	3,506	3,546	1,212	1,649
2-Star	6,866	6,634	3,159	3,637	6,866	6,634	3,159	3,637	0	0	0	0
Other collective accommodation ⁽¹⁾	90,586	108,917	58,141	65,726	89,605	107,387	57,606	65,069	981	1,530	535	657

*see NUTS classification on page 9

Table 10. Number of bedrooms and bed-places by hotel category and other type of accommodation for active and dormant accommodation establishments

Regional Classification*	Collective Accommodation Establishments	October 2006			October 2007			November 2006			November 2007		
		No. of establishments	No. of bedrooms	No. of bed-places	No. of establishments	No. of bedrooms	No. of bed-places	No. of establishments	No. of bedrooms	No. of bed-places	No. of establishments	No. of bedrooms	No. of bed-places
MALTA	Total	179	18,854	39,762	166	17,982	39,248	179	18,733	39,265	164	17,583	38,183
	Hotel	115	15,999	32,959	107	15,230	32,036	115	15,895	32,568	105	14,832	30,933
	5-Star	13	2,823	5,539	15	3,178	6,431	13	2,808	5,380	15	3,191	6,457
	4-Star	43	7,548	15,575	41	7,249	15,111	43	7,511	15,527	41	7,232	14,987
	3-Star	48	5,281	11,101	41	4,475	9,767	48	5,214	10,916	40	4,105	8,767
	2-Star	11	347	744	10	328	727	11	362	745	9	304	722
	Guesthouse	28	321	742	24	285	668	28	343	773	24	286	669
	Holiday Complex	30	2,189	5,377	28	2,047	5,634	30	2,147	5,240	28	2,047	5,675
Hostel	6	345	684	7	420	910	6	348	684	7	418	906	
Malta	Total	161	17,987	38,009	149	17,186	37,620	161	17,853	37,490	147	16,787	36,555
	Hotel	104	15,227	31,384	97	14,529	30,589	104	15,119	30,985	95	14,131	29,486
	5-Star	11	2,622	5,120	13	2,973	6,004	11	2,603	4,953	13	2,986	6,030
	4-Star	38	7,139	14,735	36	6,840	14,271	38	7,102	14,687	36	6,823	14,147
	3-Star	44	5,119	10,785	38	4,388	9,587	44	5,052	10,600	37	4,018	8,587
	2-Star	11	347	744	10	328	727	11	362	745	9	304	722
	Guesthouse	23	268	632	19	232	555	23	281	649	19	233	556
	Holiday Complex	29	2,151	5,317	27	2,009	5,574	29	2,109	5,180	27	2,009	5,615
Hostel	5	341	676	6	416	902	5	344	676	6	414	898	
Gozo & Comino	Total	18	867	1,753	17	796	1,628	18	880	1,775	17	796	1,628
	Hotel	11	772	1,575	10	701	1,447	11	776	1,583	10	701	1,447
	5-Star	2	201	419	2	205	427	2	205	427	2	205	427
	4-Star	5	409	840	5	409	840	5	409	840	5	409	840
	3-Star	4	162	316	3	87	180	4	162	316	3	87	180
	2-Star	0	0	0	0	0	0	0	0	0	0	0	0
	Guesthouse	5	53	110	5	53	113	5	62	124	5	53	113
	Holiday Complex	1	38	60	1	38	60	1	38	60	1	38	60
Hostel	1	4	8	1	4	8	1	4	8	1	4	8	

*see NUTS classification on page 9

Methodological Notes

Survey on collective accommodation establishments

1. In this release the figures for October 2007 should be considered as second estimate while those relating to November 2007 are a first estimate - thus subject to minor revisions in the following release.
2. The survey is distributed monthly to all collective accommodation establishments namely hotels, apart-hotels, guesthouses, tourist villages and hostels.
3. The objective of the survey is to estimate the utilization rate of bed-places of all collective accommodation establishments in Malta and Gozo as occupied by residents, giving an indication of domestic tourism, and non-residents. The variables collected from the survey are as follows:
 - Number of residents
 - Number of non-residents
 - Nights spent by residents
 - Nights spent by non-residents
 - Number of bedrooms
 - Number of bed-places
 - Number of days the establishment was closed during the month

The collection of the above variables and the calculation of occupancy levels satisfy sections A and B of EU directive 95/57/EC.

4. These statistics should be considered as current and subject to revision. A last and final revision is normally carried out after the lapse of one year from the reference month.
5. Definitions
 - *Residents* are Maltese/Gozitan residents who check in (out) of a collective accommodation establishment. A person is considered to be resident in a country if the person:
 - (a) has lived for most of the past year or 12 months in that country;
 - (b) has lived in that country for a shorter period and intends to return within 12 months to live in that country.
 - *Non-residents* are foreigners who do not necessarily follow the definition of a tourist and check in (out) of a collective accommodation establishment.
 - *Domestic tourism* is the tourism of resident visitors within the economic territory of the country of residence.
 - *Total arrivals* are the number of residents and non-residents altogether.
 - *A night spent by residents / non-residents* is each night a guest actually spends (sleeps or stays) or is registered (his/her physical presence there being unnecessary) in a collective accommodation establishment.
 - *A bedroom* is the unit formed by one room or groups of rooms constituting an indivisible rental whole in an accommodation establishment or dwelling.
 - *A bed-place* in an establishment is determined by the number of persons who can stay overnight in the bed set up in the establishment, ignoring any extra beds that may be set up by customer request.
 - *Net use of bed-places* is the net occupancy rate calculated for all active accommodation establishments net of seasonal closures and other temporary closures for decoration, police order, etc.
 - *Gross use of bed-places* is the gross occupancy rate calculated for all active and dormant collective accommodation establishments.

Response Rate

October	97.0%
November	94.7%

NUTS classification

The Nomenclature of Territorial Units for Statistics (NUTS) is a common classification that is used to provide a single uniform breakdown of territorial units for the production of regional statistics with regard to the European Union. It was adopted on 26 May 2003 by means of a Regulation¹ of the European Parliament and of the Council.

¹ (EC) No. 1059/2003

NUTS levels					
Administrative area	I (National)	II (National)	III (Regional)	IV (District)	V (Locality)
MALTA	x	x	x	x	x
Malta			x		
Gozo & Comino			x		
Southern Harbour				x	
Northern Harbour				x	
South Eastern				x	
Western				x	
Northern				x	
Gozo & Comino				x	

COMPOSITION OF DISTRICTS - NUTS level V

Southern Harbour: Valletta, Birgu, Isla, Bormla, Żabbar, Fgura, Floriana, Kalkara, Luqa, Marsa Paola, Santa Luċija, Tarxien, Xgħajra.

Northern Harbour: Qormi, B'Kara, Gżira, Ħamrun, Msida, Pembroke, Pieta, San Ġiljan, San Ġwann, Santa Venera, Sliema, Swieqi, Ta' Xbiex.

South Eastern: Żejtun, B'Bugia, Gudja, Għaxaq, Kirkop, M'Scala, M'Xlokk, Mqabba, Qrendi, Safi, Żurrieq.

Western: Mdina, Żebbuġ, Siġġiewi, Attard, Balzan, Dingli, Iklin, Lija, Rabat, Mtarfa.

Northern: Għargħur, Mellieħa, Mġarr, Mosta, Naxxar, San Pawl il-Baħar.

Gozo and Comino: Rabat, Fontana, G'Sielem & Comino, Għarb, Għasri, Kerċem, Munxar, Nadur, Qala, San Lawrenz, Sannat, Xgħra, Xewkija, Żebbuġ.